

Submit your shared solar project application



**Hawaiian
Electric**





Welcome

Please sign into your account.

LOG IN

[Forgot Username?](#)

[Forgot Password?](#)

New Customer?

Get started by [creating an account](#)

New Subscriber Organization?

Get started by [creating an account](#)




Log in to your user account

Community-Based Renewable Energy

SOLAR WITHOUT A ROOF

<https://communityenergyhawaii.com>

The Community-Based Renewable Energy (CBRE) program provides the benefits of community solar to current residential and commercial customers of the Hawaiian Electric who do not have access to privately owned rooftop solar, including many renters and apartment dwellers.

 [Dashboard](#) [View Application Windows](#) [My Applications](#)

My Dashboard

Welcome to your Community-Based Renewable Energy Dashboard.

Total
Applications

0

Applications
Submitted

0

Applications
Followup




0

Saved
Applications

0





Application information displays on your Dashboard

Select *View Application Windows* to apply for available windows

 Dashboard [View Application Windows](#) My Applications

Hawaii Tranche 1

To apply, fill the application form step by step and submit.

 Instructions	 SO Info	 Project Info	 System Components	 Files Required	 Acknowledgements
---	--	---	--	---	---

INSTRUCTIONS FOR APPLYING

Read all the instructions at the beginning of the application carefully

In order to provide a completed application, please ensure that you are able to provide the following information (fees):

- A one-time, non-refundable application processing fee of \$250 per application.
- Applicant company name, contact information, and address, and indicate their role (e.g., Subscriber Organization, owner, or operator). Applicant contact person name, contact information, and address.
- Entity name, contact information, address, and identity role of the Subscriber Organization if approved; if entities other than the Subscriber Organization will act as either owner or operator of the CBBE Facility, same role identification, contact information, and address shall be provided for

STEP 1



Instructions

STEP 2



SO Info

STEP 3



Project Info

STEP 4



System
Components

STEP 5



Files Required

STEP 6



Acknowledgements

Fill in the application form step by step and submit

SUBSCRIBER ORGANIZATION INFORMATION

Subscriber Organization Name*

Mailing Address Line 1* Mailing Address Line 2

City* State* Zip Code* Country*

Authorized Person Name* Contact Name*

Email* Phone Number* Alternate Phone Number*

Is SO a registered Foreign Entity under Hawaii Law?* Hawaii Gross Excise Tax License Number of SO*

Complete Steps 1-4 of Subscriber Information

- 1: Subscriber Information
- 2: Facility Owner
- 3: Facility Operator
- 4: Applicant Information

Instructions SO Info Project Info System Components Files Required Acknowledgements

STEP 1 STEP 2 STEP 3 STEP 4

PROJECT INFORMATION

Project Location * Hawaii

Project Name * Project Name

Project Address Line 1 * Address Line 1

Project Address Line 2 Address Line 2

City * State * Zip Code *

City State Zip Code

Tax Map Key # * Estimated Completion Date * MM-DD-YYYY

Does this location have any existing Meter? *

Select Options

BACK SAVE SAVE & CONTINUE CLOSE

Complete Steps 1-4 of Project Info

1: Project Information

2: AC Disconnect

3: Inverters

4: Generator Technology / PV Modules

The screenshot shows a software interface with a top navigation bar containing six items: 'Instructions', 'SO Info', 'Project Info', 'System Components', 'Files Required', and 'Acknowledgements'. Below this is a progress indicator with three steps: 'STEP 1' (highlighted), 'STEP 2', and 'STEP 3'. The main content area is titled 'RELAY TRIP SCHEME' and contains a checkbox question: 'Does your system require a relay trip scheme?'. At the bottom of the form are four buttons: 'BACK', 'SAVE', 'SAVE & CONTINUE', and 'CLOSE'.

Complete Steps 1-3 of System Components

1: Relay Trip Scheme

2: Energy Storage

3: Synchronous and Induction Generators

Instructions

SO Info

Project Info

System Components

Files Required

Acknowledgements

FILES REQUIRED

File Category	Mandatory	Upload Files	Filename	
Additional Documentation		<input type="button" value="Choose File"/> No file chosen	DER application form_Final.pdf	<input type="button" value="Upload"/>
Evidence of financial ability to develop the project (surety bond, letter of credit, etc)	*	<input type="button" value="Choose File"/> No file chosen		<input type="button" value="Upload"/>
Hawaii DCCA Certificate of Good Standing	*	<input type="button" value="Choose File"/> No file chosen		<input type="button" value="Upload"/>
Hawaii DCCA Certificate of Authority (for Foreign Entities)	*	<input type="button" value="Choose File"/> No file chosen		<input type="button" value="Upload"/>
Relay List and Trip Scheme	*	<input type="button" value="Choose File"/> No file chosen		<input type="button" value="Upload"/>
Single-Line Diagram/Three-Line Diagram	*	<input type="button" value="Choose File"/> No file chosen		<input type="button" value="Upload"/>
Site Control Document	*	<input type="button" value="Choose File"/> No file chosen		<input type="button" value="Upload"/>
Site Safety Plan	*	<input type="button" value="Choose File"/> No file chosen		<input type="button" value="Upload"/>
Specification Sheets (Inverters, Panels, Energy Storage)	*	<input type="button" value="Choose File"/> No file chosen		<input type="button" value="Upload"/>

Upload All Required Files

BACK

NEXT

CLOSE

Instructions	SO Info	Project Info	System Components	Files Required	Acknowledgements
--------------	---------	--------------	-------------------	----------------	------------------

STEP 1 STEP 2

COMPETITIVE CREDIT RATE PROCUREMENT (CCRP)

If applications exceed the available CBRE Program capacity, then a CCRP mechanism will be employed to award capacity. As part of the application, all Subscriber Organizations must submit the lowest Discounted Credit Rate Bid that they would accept (in increments of 0.1 cents per kWh, for example 14.7 cents or 14.6, but not in between). Once the application has been submitted this bid will not be able to be revised.




Lowest Discounted Credit Rate Bid in Cents/kWh *

Complete Steps 1-2 of Acknowledgements

1: CCRP

2: Application Acknowledgment

Review and Submit button will provide an application summary

 [Dashboard](#) [View Application Windows](#) [My Applications](#)

My Dashboard

Welcome to your Community-Based Renewable Energy Dashboard.

**Total
Applications**

1

**Applications
Submitted**

1

**Applications
Followup**

0

**Saved
Applications**

0

Submitted application information displays on your Dashboard

SO Application is submitted

Aloha!

Your application for the CBRE project listed below was successfully submitted on

CBRE ID:

Project Name:

Project Address:

Project Tax Map Key:

Project Size:

Email confirming application submission will be sent

SO application fee should be sent via mail to address provided in acknowledgement screen

Please utilize your CBRE ID number in any correspondence with the Hawaiian Electric CBRE team. Once your application has been reviewed, you will receive an additional email detailing the next steps.

We are available to assist you with any questions regarding your account. If you need any additional help, please contact our CBRE team at CBRE-Id@hawaiianelectric.com. Visit hawaiianelectric.com/communitysolar for more information.

Mahalo,
CBRE Team

Please do not reply to this message. This email was auto-generated and is not being monitored.