



October 25, 2022

The Honorable Chair and Members
of the Hawai'i Public Utilities Commission
Kekuanao'a Building, First Floor
465 South King Street
Honolulu, Hawai'i 96813

Dear Commissioners:

Subject: Docket No. 2011-0206
Reliability Standards Working Group
Monthly Report

In accordance with Ordering Paragraph 3 of Order No. 30371, filed May 4, 2012 in the subject proceeding, enclosed as Exhibit A is Hawaiian Electric's¹ monthly report for September 2022 on: (1) system frequency control performance during month; (2) significant system events during month; and (3) curtailment of non-dispatchable renewable resources.

Any party to this proceeding may obtain an electronic copy of this report by emailing Marisa Chun at marisa.chun@hawaiianelectric.com.

Sincerely,

/s/ Kevin M. Katsura

Kevin M. Katsura
Director, Regulatory Non-Rate Proceedings

Enclosures

c: Service List

¹ Hawaiian Electric Company, Inc., Maui Electric Company, Limited, and Hawai'i Electric Light Company, Inc. are each doing business as "Hawaiian Electric" and have jointly registered "Hawaiian Electric" as a trade name with the State of Hawai'i Department of Commerce and Consumer Affairs, as evidenced by Certificate of Registration No. 4235929, dated December 20, 2019.

The Commission's Order No. 30371 (Docket No 2011-0206 – Relating To Various Matters in RSWG Process), filed May 4, 2012, ordered the following information for each island grid:

- (1) System frequency control performance during month:
 - a) Frequency duration plot based on the highest resolution SCADA data available for the month detailing how many seconds each power system operated at frequencies above 60 hertz and at frequencies below 60 Hz.
 - b) Tabulation of the number, magnitude and duration of frequency excursions (high and low) outside normal frequency control range (59.95 to 60.05 Hz).

The following provides information with respect to items 1a) through 1b) – (all statements are current as of the month ending September 30, 2022):

1a) Frequency duration plot based on the highest resolution SCADA data available for the month detailing how many seconds each power system operated at frequencies above 60 hertz and at frequencies below 60 Hz:

The frequency duration plots for Hawaiian Electric Company, Inc., Maui Electric Company, Limited (Maui Division) and Hawai'i Electric Light Company, Inc. based on two-second data are provided in Attachment 1, and the enclosed Excel files. Refer to the electronic files for the individual data points because the information is voluminous and does not translate well to a hard copy.

1b) Tabulation of the number, magnitude and duration of frequency excursions (high and low) outside normal frequency control range (59.95 to 60.05 Hz):

Tabulation of the number, magnitude and duration of frequency excursions outside of the frequency range of 59.95 Hz to 60.05 Hz for Hawaiian Electric Company, Inc., Maui Electric Company, Limited (Maui Division) and Hawai'i Electric Light Company, Inc are provided in Attachment 2, and the enclosed Excel files. Refer to the electronic files for the individual data points because the information is voluminous and does not translate well to a hard copy.

- (2) Significant system events during month:
 - a) Tabulation of contingency reserve activations including date and time, MW magnitude, duration, and triggering event.
 - b) Tabulation of under frequency load shed activations including date and time, triggering frequency, MW magnitude, duration, and triggering event.
 - c) Tabulation of demand response activations for system events, including date and time, MW magnitude, duration, and triggering event, (excluding demand response utilization for unit commitment deferral or system operations economics.)

The following provides information with respect to items 2a) through 2c) – (all statements are current as of the month ending September 30, 2022):

2a) Tabulation of contingency reserve activations including date and time, MW magnitude, duration, and triggering event:

Hawaiian Electric Company, Inc.'s contingency reserve activations are provided in Attachment 3. Maui Electric Company, Limited and Hawai'i Electric Light Company, Inc. do not operate with contingency reserve requirements.

2b) Tabulation of under frequency load shed activations including date and time, triggering frequency, MW magnitude, duration, and triggering event:

Hawaiian Electric Company, Inc., Hawai'i Electric Light Company, Inc., and Maui Electric Company, Limited's under frequency load shed activations are provided in Attachment 4.

2c) Tabulation of demand response activations for system events, including date and time, MW magnitude, duration, and triggering event, (excluding demand response utilization for unit commitment deferral or system operations economics.)

Hawaiian Electric Company, Inc.'s demand response activations for system events are provided in Attachment 5. Hawai'i Electric Light Company, Inc. currently does not have a demand response program. Maui Electric Company, Limited has implemented the Fast Demand Response pilot program on a limited basis. Hawai'i Electric Light Company, Inc. plans to use the findings of Maui Electric Company, Limited's pilot program to help in the evaluation and development of future demand response programs. Maui Electric Company, Limited executes a weekly testing protocol which measures customer participation. This program is not currently used in response to actual system events.

- (3) Curtailment of non-dispatchable renewable resources:
- (a) Tabulation of each curtailment event for each resource including the starting date and time, duration, megawatt hours curtailed, peak MW curtailed, and reason for curtailment.
 - (b) Total MWh of non-dispatchable renewable resources curtailed for the month.

The following provides information with respect to items 3a) through 3b) – (all statements are current as of the month ending September 30, 2022):

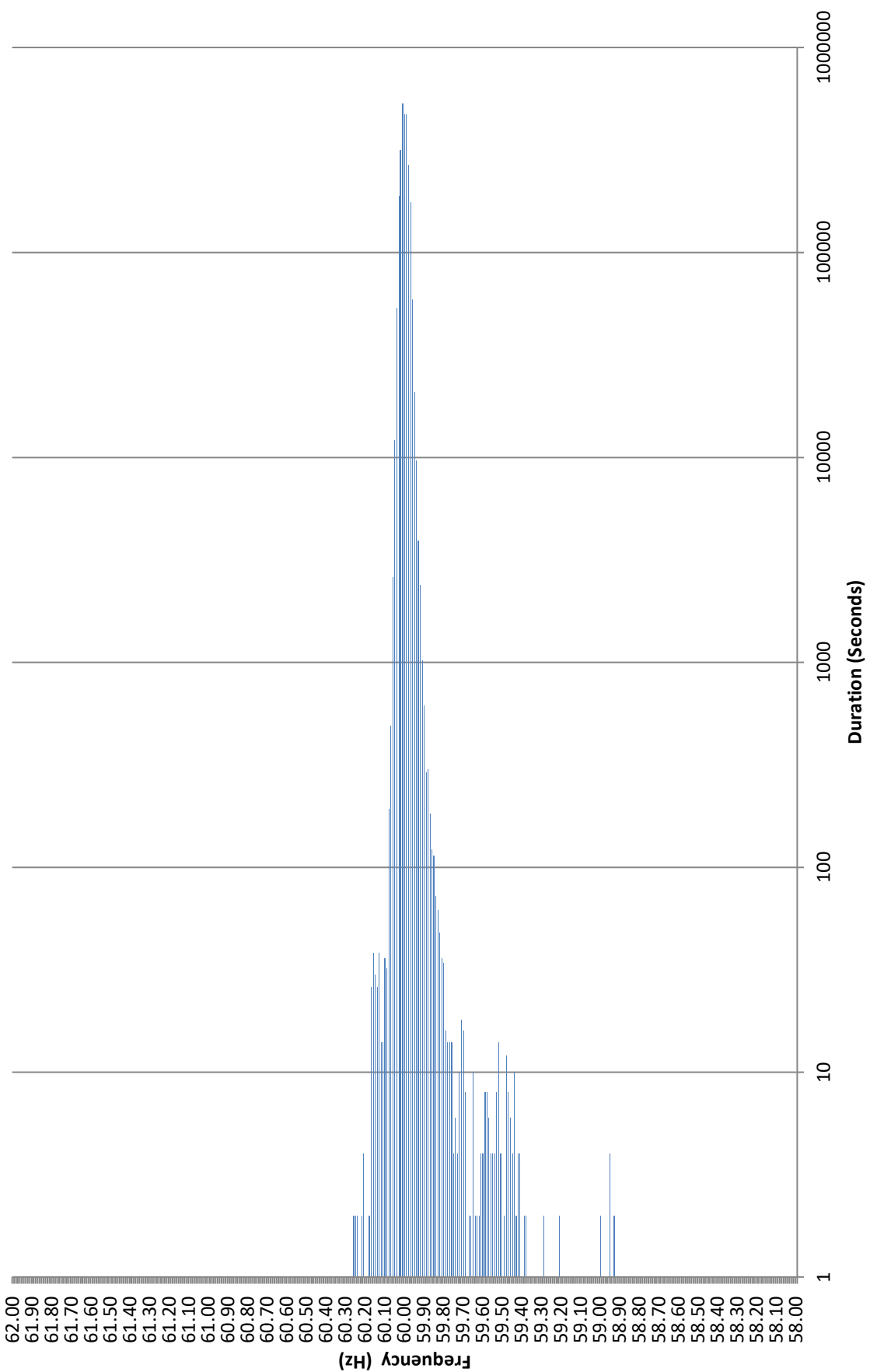
3a) Tabulation of each curtailment event for each resource including the starting date and time, duration, megawatt hours curtailed, peak MW curtailed, and reason for curtailment:

The tabulation of each curtailment event for each resource is provided in Attachment 6.

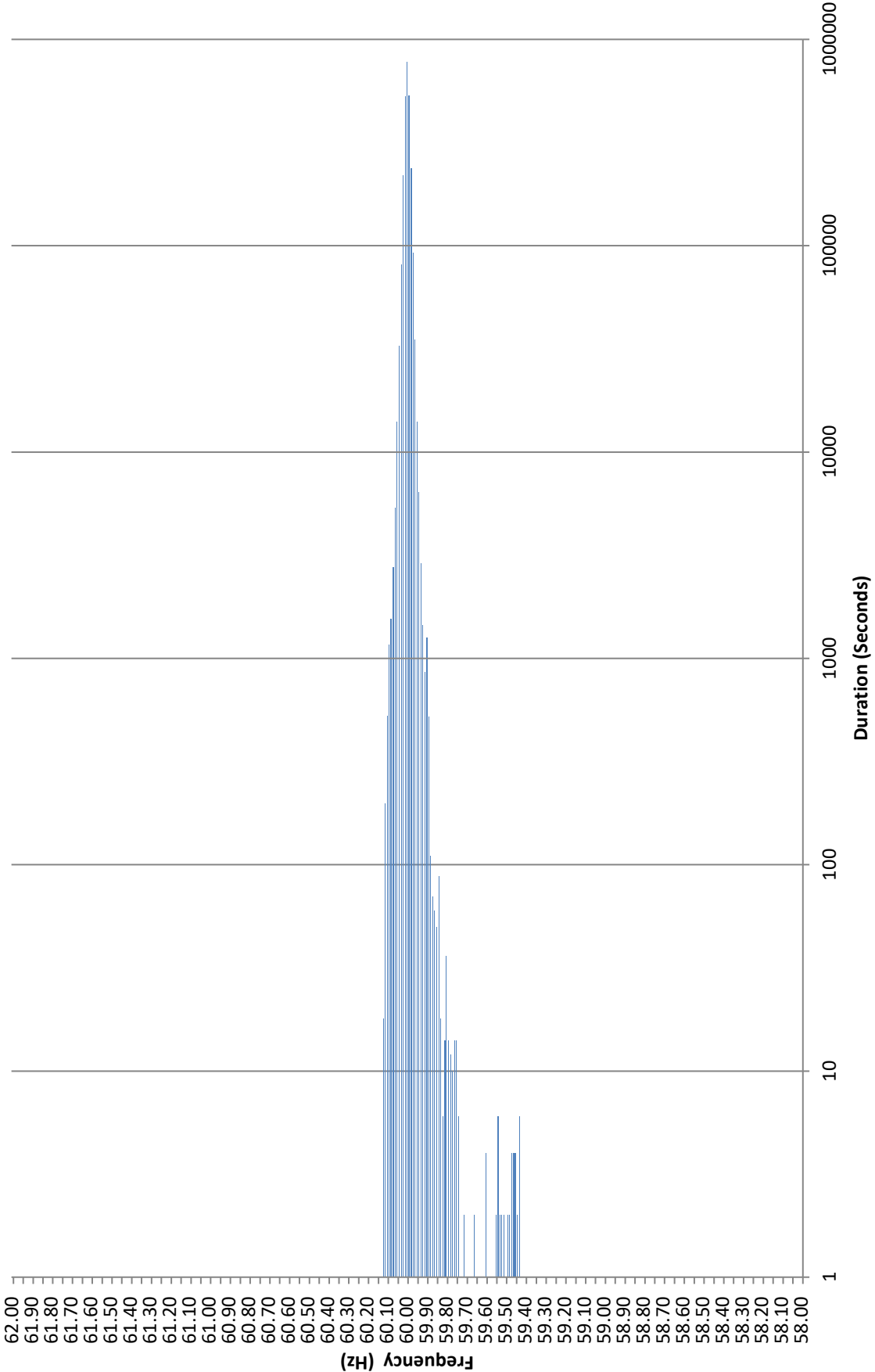
3b) Total MWh of non-dispatchable renewable resources curtailed for the month:

Curtailed MWh from non-dispatchable resources are difficult to determine due to the variability of the resource during curtailment periods. In some cases, the curtailed MWh estimates were provided by the IPPs under curtailment. The Company does not make any representations as to the accuracy of the curtailed MWh. The estimated MWh of non-dispatchable resources curtailed for the month are provided in Attachment 6, corresponding to each curtailment event.

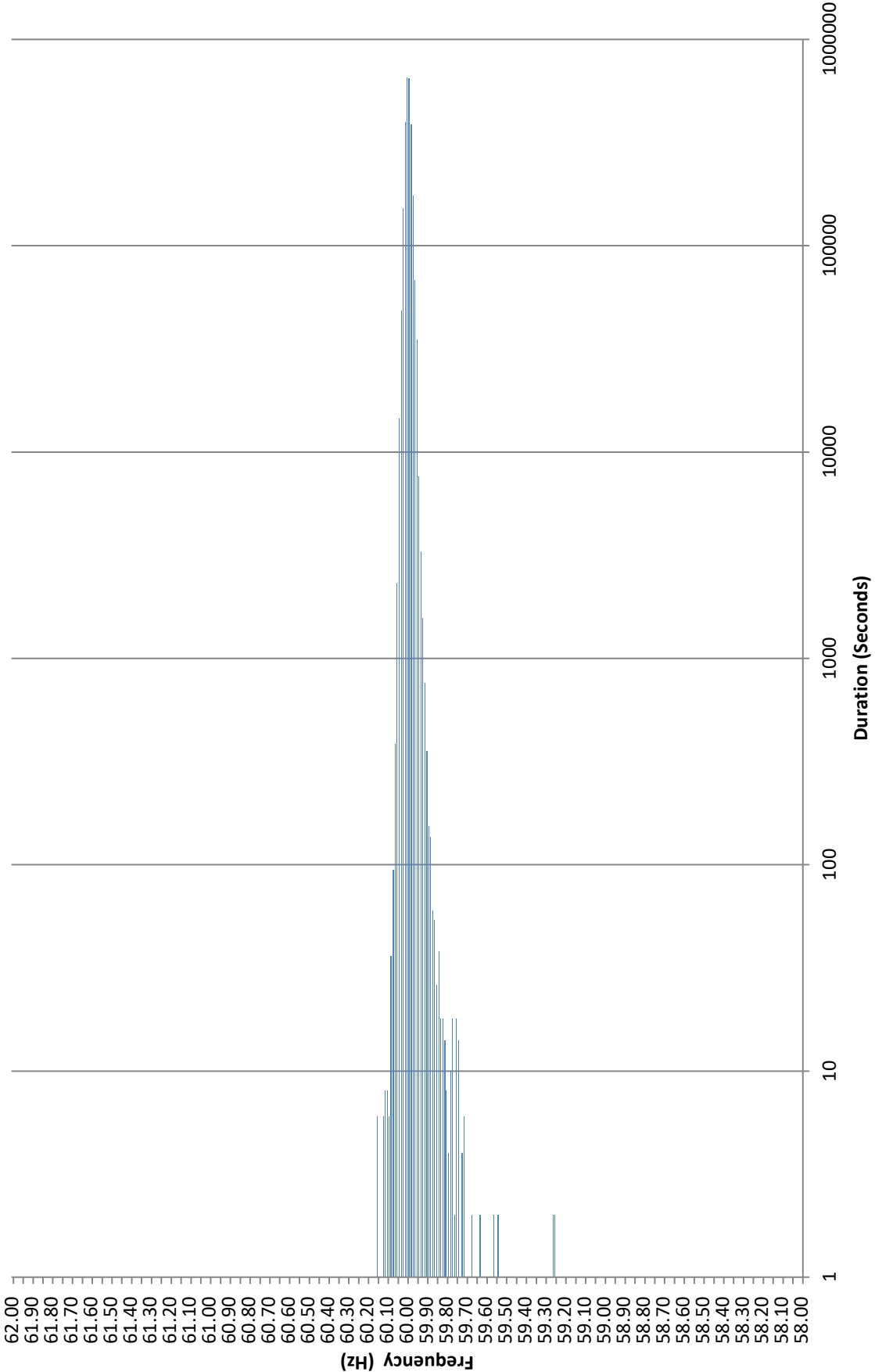
**Frequency Distribution Plot - Hawaiian Electric Company, Inc.
September 2022**



**Frequency Distribution Plot - Maui Electric Company, Limited
September 2022**



**Frequency Distribution Plot - Hawai'i Electric Light Company, Inc.
September 2022**



Hawaiian Electric Company, Inc. Frequency Excursion Statistics September 2022		
Data Rounded to the nearest	<59.95 Hz	>60.05 Hz
Number of Excursions	2736	918
Maximum Duration (sec)	672	300
Maximum Deviation (Hz)	58.93	60.257
Total Duration of Excursions (sec)	26010	6276

Maui Electric Company, Limited Frequency Excursion Statistics September 2022		
	<59.95 Hz	>60.05 Hz
Number of Excursions	2907	1786
Maximum Duration (sec)	1602	692
Maximum Deviation (Hz)	59.425	60.118
Total Duration of Excursions (sec)	19444	16524

Hawai'i Electric Light Company, Inc. Frequency Excursion Statistics September 2022		
	<59.95 Hz	>60.05 Hz
Number of Excursions	5157	294
Maximum Duration (sec)	134	20
Maximum Deviation (Hz)	59.247	60.150
Total Duration of Excursions (sec)	31428	1166

HAWAIIAN ELECTRIC COMPANY, INC.
UNDERFREQUENCY LOAD SHEDDING EVENTS
September 2022

Event #	Date & Time	Frequency (Hz)			Load Shed (MW)	Duration (HH:MM)	Description
		Prior to Event	Nadir	Trigger			
1	9/22/2022 18:07	60.02	58.93	59.00	22.82	0:05	Kahe 6 tripped offline while generating ~134 MW. Kicker Block 1 activated.

Hawaiian Electric Company, Inc. Curtailment Report September 2022

Start Date/Time	Curtailment Set Point	MW output prior to start of curtailment	End Date/Time	MW output after curtailment released	Estimated MWh of curtailed energy during event (1)	IPP/Facility	Reason for Curtailment
09/07/22 06:21	0.0	24.00	09/07/22 16:57	0	*	NPM	System Constraints
09/07/22 06:31	0.0	0.00	09/07/22 15:57	0	*	Waianae	System Constraints
09/07/22 06:32	0.0	0.00	09/07/22 07:40	0	*	Aloha1	System Constraints
09/07/22 14:57	0.0	3.80	09/07/22 16:01	0	*	Aloha1	System Constraints
09/09/22 05:42	0.0	0.20	09/09/22 06:43	0	*	KSMakai	System Constraints
09/09/22 05:42	0.0	0.40	09/09/22 16:16	0	*	KSMauka	System Constraints
09/09/22 05:53	0.0	0.00	09/09/22 07:41	0	*	MFO	System Constraints
09/09/22 05:57	0.0	1.00	09/09/22 07:40	0	*	Kahuku WF	System Constraints
09/09/22 06:00	0.0	2.30	09/09/22 07:08	0	*	KWMakai	System Constraints
09/09/22 06:01	0.0	1.70	09/09/22 16:03	0	*	KWMauka	System Constraints
09/09/22 14:56	0.0	6.90	09/09/22 16:16	0	*	KSMakai	System Constraints
09/09/22 14:57	0.0	0.90	09/09/22 16:26	0	*	MFO	System Constraints
09/09/22 15:06	0.0	0.30	09/09/22 15:59	0	*	Kahuku WF	System Constraints
09/09/22 15:09	0.0	3.40	09/09/22 16:01	0	*	KWMakai	System Constraints
09/12/22 05:35	0.0	0.00	09/12/22 16:33	0	*	MFO	System Constraints
09/12/22 05:38	0.0	0.00	09/12/22 07:07	0	*	KSMauka	System Constraints
09/12/22 05:38	0.0	0.00	09/12/22 16:30	0	*	KSMakai	System Constraints
09/12/22 05:45	0.0	0.00	09/12/22 07:06	0	*	KWMauka	System Constraints
09/12/22 05:45	0.0	0.00	09/12/22 16:32	0	*	KWMakai	System Constraints
09/12/22 05:50	0.0	5.10	09/12/22 16:41	0	*	Kahuku WF	System Constraints
09/12/22 15:43	0.0	17.30	09/12/22 16:30	0	*	KSMauka	System Constraints
09/12/22 15:40	0.0	7.30	09/12/22 16:29	0	*	KWMauka	System Constraints
09/13/22 05:18	0.0	0.00	09/13/22 15:39	0	*	MFO	System Constraints
09/13/22 05:21	0.0	0.00	09/13/22 15:37	0	*	KSMakai	System Constraints
09/13/22 05:20	0.0	0.00	09/13/22 05:58	0	*	KSMauka	System Constraints
09/13/22 05:33	0.0	9.80	09/13/22 15:46	0	*	Kahuku WF	System Constraints
09/13/22 05:28	0.0	0.00	09/13/22 15:36	0	*	KWMakai	System Constraints
09/13/22 05:28	0.0	0.00	09/13/22 05:58	0	*	KWMauka	System Constraints
09/13/22 15:02	0.0	14.50	09/13/22 15:38	0	*	KSMauka	System Constraints
09/13/22 15:05	0.0	8.10	09/13/22 15:36	0	*	KWMauka	System Constraints
09/14/22 05:43	0.0	0.00	09/14/22 16:28	0	*	MFO	System Constraints
09/14/22 05:45	0.0	0.00	09/14/22 07:29	0	*	KSMauka	System Constraints
09/14/22 05:46	0.0	0.00	09/14/22 16:24	0	*	KSMakai	System Constraints
09/14/22 05:49	0.0	2.30	09/14/22 16:36	0	*	Kahuku WF	System Constraints
09/14/22 05:51	0.0	1.70	09/14/22 07:30	0	*	KWMauka	System Constraints
09/14/22 06:14	0.0	0.00	09/14/22 17:57	0	*	KWMakai	System Constraints
09/14/22 13:52	0.0	27.60	09/14/22 16:24	0	*	KSMauka	System Constraints
09/14/22 13:57	0.0	12.10	09/14/22 16:20	0	*	KWMauka	System Constraints
09/17/22 12:53	0.0	28.50	09/17/22 14:57	0	*	KSMauka	Oversupply
09/17/22 12:54	0.0	11.60	09/17/22 14:55	0	*	KSMakai	Oversupply
09/19/22 06:10	0.0	0.00	09/19/22 07:35	0	*	KLS2	System Constraints
09/19/22 06:11	0.0	0.00	09/19/22 07:38	0	2.20	WestL	System Constraints
09/19/22 06:11	0.0	0.00	09/19/22 07:36	0	*	KREP	System Constraints
09/19/22 15:38	0.0	8.70	09/19/22 16:20	0	6.88	WestL	System Constraints
09/19/22 15:40	0.0	1.40	09/19/22 16:17	0	*	KLS2	System Constraints
09/19/22 15:41	0.0	1.50	09/19/22 16:18	0	*	KREP	System Constraints
09/20/22 05:51	0.0	0.00	09/20/22 06:05	0	*	KLS2	System Constraints
09/20/22 05:54	0.0	0.00	09/20/22 06:07	0	0.00	WestL	System Constraints
09/20/22 05:56	0.0	0.00	09/20/22 06:06	0	*	KREP	System Constraints
09/20/22 06:04	0.0	0.00	09/20/22 06:54	0	*	WAIH N	System Constraints
09/20/22 06:05	0.0	0.00	09/20/22 06:55	0	*	WAIH S	System Constraints
09/20/22 17:59	0.0	0.50	09/20/22 18:55	0	0.27	WestL	System Constraints
09/20/22 18:00	0.0	0.50	09/20/22 18:57	0	*	KLS2	System Constraints
09/20/22 18:02	0.0	0.00	09/20/22 18:54	0	*	KREP	System Constraints
09/20/22 18:44	0.0	1.60	09/20/22 20:09	0	*	KWMauka	System Constraints
09/20/22 18:47	0.0	0.10	09/20/22 20:07	0	*	KSMauka	System Constraints
09/20/22 18:51	0.0	0.00	09/20/22 20:04	0	*	WAIH N	System Constraints
09/20/22 18:52	0.0	0.00	09/20/22 20:05	0	*	WAIH S	System Constraints
09/21/22 04:57	0.0	0.00	09/21/22 05:12	0	*	KLS2	System Constraints
09/21/22 05:01	0.0	0.00	09/21/22 05:13	0	0.00	WestL	System Constraints

Hawaiian Electric Company, Inc. Curtailment Report September 2022

Start Date/Time	Curtailment Set Point	MW output prior to start of curtailment	End Date/Time	MW output after curtailment released	Estimated MWh of curtailed energy during event (1)	IPP/Facility	Reason for Curtailment
09/21/22 05:02	0.0	0.00	09/21/22 05:12	0	*	KREP	System Constraints
09/21/22 17:00	0.0	0.00	09/21/22 18:11	0	3.98	WestL	System Constraints
09/21/22 17:06	0.0	0.00	09/21/22 18:09	0	*	KLS2	System Constraints
09/21/22 17:09	0.0	0.00	09/21/22 18:10	0	*	KREP	System Constraints
09/22/22 05:39	0.0	0.00	09/22/22 05:54	0	*	KLS2	System Constraints
09/22/22 05:39	0.0	0.00	09/22/22 05:58	0	*	KREP	System Constraints
09/22/22 05:39	0.0	0.00	09/22/22 05:58	0	0.00	WestL	System Constraints
09/22/22 06:18	0.0	0.00	09/22/22 07:18	0	*	MFO	System Constraints
09/22/22 06:29	0.0	0.00	09/22/22 07:15	0	*	KWMakai	System Constraints
09/22/22 06:33	0.0	0.00	09/22/22 07:12	0	*	KSMakai	System Constraints
09/22/22 07:20	0.0	1.40	09/22/22 13:24	0	*	NPM	System Constraints
09/22/22 12:33	0.0	2.70	09/22/22 13:22	0	*	MFO	System Constraints
09/22/22 12:36	0.0	0.60	09/22/22 13:14	0	*	Kahuku WF	System Constraints
09/22/22 12:43	0.0	7.70	09/22/22 13:15	0	*	KWMakai	System Constraints
09/22/22 17:34	0.0	0.60	09/22/22 19:00	0	0.27	WestL	System Constraints
09/22/22 17:36	0.0	0.00	09/22/22 19:00	0	*	KLS2	System Constraints
09/22/22 17:38	0.0	0.00	09/22/22 19:00	0	*	KREP	System Constraints
09/23/22 05:29	0.0	0.00	09/23/22 05:41	0	*	KLS2	System Constraints
09/23/22 05:29	0.0	0.00	09/23/22 05:41	0	*	KREP	System Constraints
09/23/22 05:30	0.0	0.00	09/23/22 05:42	0	0.00	WestL	System Constraints
09/23/22 14:59	0.0	17.20	09/23/22 15:34	0	6.95	WestL	System Constraints
09/23/22 15:00	0.0	4.00	09/23/22 15:32	0	*	KLS2	System Constraints
09/23/22 15:01	0.0	2.80	09/23/22 15:33	0	*	KREP	System Constraints
09/26/22 17:55	0.0	9.00	09/27/22 04:23	0	*	Waianae	Facility Requested
09/27/22 07:22	0.0	4.50	09/27/22 17:06	0	*	NPM	System Constraints
09/28/22 05:41	0.0	0.00	09/28/22 18:49	0	*	KREP	System Constraints
09/28/22 05:44	0.0	0.00	09/28/22 17:49	0	152.12	WestL	System Constraints
09/29/22 05:34	0.0	0.00	09/29/22 18:07	0	*	Waianae	System Constraints
09/29/22 05:36	0.0	0.00	09/29/22 07:07	0	*	Aloha1	System Constraints
09/29/22 17:29	0.0	0.20	09/29/22 18:07	0	*	Aloha1	System Constraints
09/29/22 05:27	0.0	0.00	09/29/22 19:01	0	*	KREP	System Constraints
09/29/22 05:29	0.0	0.00	09/29/22 19:01	0	151.04	WestL	System Constraints

Aloha1 = Aloha Solar Energy Fund I
Aloha2 = Aloha Solar Energy Fund II
KLS2 = Kalaeloa Solar Two
KREP = Kalaeloa Renewable Energy Partners
Kahuku WF = Kahuku Wind Power
Lani = Lanikuhana Solar
MFO = Mauka FIT One Solar
NPM = Na Pua Makani Power Partners
KSMakai = Kawaioloa Solar Makai
KSMauka = Kawaioloa Solar Mauka
KWMakai = Kawaioloa Wind Makai
KWMauka = Kawaioloa Wind Mauka
WAH N = Waihonu North
WAH S = Waihonu South
Waianae = EE Waianae Solar Project
Waipio PV = Waipio PV
WestL = West Loch PV

(1) The estimated MWh of energy curtailed during the event is supplied by IPP, and HECO does not make any representations as to its accuracy.
* Data has not been provided by IPP.



Maui Curtailment Report

September 2022

Start Date and Time	Duration (minutes)	IPP Curtailed	Estimated Curtailed MWH	Peak MW Curtailed	Reasons for Curtailment
9/1/2022 0:00	3:34	KWPPI	40.30590	18.93021	Oversupply
9/1/2022 0:03	0:01	AWE	0.00192	8.30000	Oversupply
9/1/2022 0:05	0:01	AWE	0.00353	8.30000	Oversupply
9/1/2022 0:22	0:13	AWE	0.46921	12.30000	Oversupply
9/1/2022 0:36	0:02	AWE	0.02080	8.50000	Oversupply
9/1/2022 0:40	0:16	AWE	0.69731	10.80000	Oversupply
9/1/2022 0:57	0:02	AWE	0.01939	6.60000	Oversupply
9/1/2022 1:00	0:02	AWE	0.05020	6.60000	Oversupply
9/1/2022 1:04	0:17	AWE	0.36220	8.80000	Oversupply
9/1/2022 1:22	0:03	AWE	0.02797	7.00000	Oversupply
9/1/2022 2:17	0:08	AWE	0.08267	9.80000	Oversupply
9/1/2022 2:26	0:03	AWE	0.01961	8.60000	Oversupply
9/1/2022 2:32	0:01	AWE	0.00169	6.00000	Oversupply
9/1/2022 2:34	0:01	AWE	0.00185	5.80000	Oversupply
9/1/2022 3:37	0:48	KWPPI	2.40651	16.12496	Oversupply
9/1/2022 4:26	0:51	KWPPI	2.55999	15.87647	Oversupply
9/1/2022 5:18	0:04	KWPPI	0.03053	14.47933	Oversupply
9/1/2022 5:23	0:01	KWPPI	0.00261	14.74080	Oversupply
9/1/2022 7:22	0:15	BS250	Data is not available	Data is not available	Oversupply
9/1/2022 7:22	1:41	17-2	0.31326	0.70100	Oversupply
9/1/2022 7:23	0:13	KWPPI	0.31116	19.39925	Oversupply
9/1/2022 7:23	0:10	SSA2	0.04804	0.05700	Oversupply
9/1/2022 7:23	1:35	SSA3	1.53327	0.01400	Oversupply
9/1/2022 7:33	0:02	SSA2	0.01374	0.00500	Oversupply
9/1/2022 7:35	0:08	SSA2	0.05486	0.06600	Oversupply
9/1/2022 7:37	0:04	KWPPI	0.03471	19.02103	Oversupply
9/1/2022 7:38	0:02	BS250	Data is not available	Data is not available	Oversupply
9/1/2022 7:41	0:02	BS250	Data is not available	Data is not available	Oversupply
9/1/2022 7:42	0:02	KWPPI	0.00976	19.26054	Oversupply
9/1/2022 7:43	0:02	SSA2	0.01387	0.07700	Oversupply
9/1/2022 7:45	1:11	SSA2	1.05046	0.05700	Oversupply
9/1/2022 7:47	1:08	BS250	Data is not available	Data is not available	Oversupply
9/1/2022 7:48	1:09	KWPPI	6.11468	19.47210	Oversupply
9/1/2022 8:55	0:02	SSA2	0.03982	0.02900	Oversupply
9/1/2022 8:56	0:01	BS250	Data is not available	Data is not available	Oversupply
9/1/2022 8:57	0:02	SSA2	0.03982	0.43900	Oversupply
9/1/2022 8:58	0:02	SSA3	0.04169	0.49300	Oversupply
9/1/2022 8:59	0:02	SSA2	0.02882	0.44900	Oversupply
9/1/2022 9:00	0:02	SSA3	0.00418	0.81600	Oversupply
9/1/2022 9:01	0:02	SSA2	0.03368	0.45600	Oversupply
9/1/2022 9:02	0:02	SSA3	0.00411	1.14200	Oversupply
9/1/2022 10:16	0:03	17-2	0.01093	0.24700	Oversupply
9/1/2022 10:16	0:02	SSA3	0.00461	2.50100	Oversupply
9/1/2022 10:20	0:03	17-2	0.02775	0.75000	Oversupply
9/1/2022 10:20	0:02	SSA3	0.00465	1.90300	Oversupply
9/1/2022 10:24	0:06	17-2	0.04403	0.75000	Oversupply
9/1/2022 10:24	0:02	SSA3	0.00461	1.97900	Oversupply
9/1/2022 10:32	0:17	17-2	0.17102	0.75000	Oversupply
9/1/2022 10:33	0:02	SSA3	0.03712	2.00600	Oversupply
9/1/2022 10:35	0:02	SSA3	0.03712	1.68300	Oversupply
9/1/2022 10:37	0:02	SSA3	0.03742	0.86900	Oversupply
9/1/2022 10:39	0:02	SSA3	0.03804	0.55900	Oversupply
9/1/2022 10:40	0:01	BS250	Data is not available	Data is not available	Oversupply
9/1/2022 10:40	0:02	SSA2	0.05741	0.30500	Oversupply
9/1/2022 10:41	0:02	SSA3	0.03681	0.68500	Oversupply
9/1/2022 10:42	0:02	SSA2	0.05694	0.75500	Oversupply
9/1/2022 10:43	0:02	SSA3	0.03828	1.56300	Oversupply
9/1/2022 10:44	0:02	SSA2	0.05428	0.76600	Oversupply
9/1/2022 10:45	0:02	SSA3	-0.00033	1.67100	Oversupply
9/1/2022 10:46	0:02	SSA2	0.06178	0.78500	Oversupply
9/1/2022 10:47	0:02	SSA3	-0.00033	2.24500	Oversupply
9/1/2022 10:58	0:02	SSA2	0.06170	0.85600	Oversupply
9/1/2022 10:59	0:01	17-2	0.01250	0.75000	Oversupply
9/1/2022 11:01	0:02	SSA3	0.00787	2.21200	Oversupply
9/1/2022 11:02	0:07	17-2	0.07328	0.75000	Oversupply
9/1/2022 11:02	0:02	SSA2	0.05240	0.88800	Oversupply
9/1/2022 11:03	0:02	SSA3	0.00781	0.97900	Oversupply
9/1/2022 11:04	0:02	SSA2	0.05283	0.53300	Oversupply
9/1/2022 11:05	0:02	SSA3	0.00787	0.84900	Oversupply
9/1/2022 11:09	0:02	SSA3	0.00774	1.23500	Oversupply
9/1/2022 11:10	0:01	17-2	0.00627	0.75000	Oversupply
9/1/2022 11:12	2:29	17-2	1.52498	0.75000	Oversupply
9/1/2022 11:13	0:02	SSA3	0.01687	0.77400	Oversupply



Maui Curtailment Report

September 2022

Start Date and Time	Duration (minutes)	IPP Curtailed	Estimated Curtailed MWH	Peak MW Curtailed	Reasons for Curtailment
9/1/2022 11:14	0:02	SSA2	0.07063	0.96700	Oversupply
9/1/2022 11:15	0:02	SSA3	0.02304	0.57100	Oversupply
9/1/2022 11:16	0:02	SSA2	0.05601	0.89700	Oversupply
9/1/2022 11:17	0:43	BS250	Data is not available	Data is not available	Oversupply
9/1/2022 11:17	0:42	SSA3	0.47720	0.02000	Oversupply
9/1/2022 11:18	0:43	KWP11	5.61132	20.93311	Oversupply
9/1/2022 11:18	0:42	SSA2	1.70546	0.00700	Oversupply
9/1/2022 11:59	0:02	SSA3	0.01414	0.14600	Oversupply
9/1/2022 12:01	0:02	SSA2	0.08057	0.72300	Oversupply
9/1/2022 12:01	0:02	SSA3	0.01253	0.32100	Oversupply
9/1/2022 12:03	0:02	SSA2	0.08057	0.70400	Oversupply
9/1/2022 12:03	0:02	SSA3	0.01253	0.34200	Oversupply
9/1/2022 12:05	0:02	SSA2	0.08057	0.80500	Oversupply
9/1/2022 12:05	0:02	SSA3	0.01242	0.50900	Oversupply
9/1/2022 12:07	0:02	SSA2	0.08057	0.85400	Oversupply
9/1/2022 12:07	0:51	SSA3	1.86023	0.01200	Oversupply
9/1/2022 12:09	0:01	KWP11	0.00082	20.45010	Oversupply
9/1/2022 12:09	0:50	SSA2	2.08167	0.17500	Oversupply
9/1/2022 12:10	0:48	BS250	Data is not available	Data is not available	Oversupply
9/1/2022 12:12	0:46	KWP11	5.97799	20.72054	Oversupply
9/1/2022 12:58	0:02	SSA3	0.08824	0.53100	Oversupply
9/1/2022 12:59	0:02	SSA2	0.05231	0.09000	Oversupply
9/1/2022 13:00	0:02	SSA3	0.08642	1.69300	Oversupply
9/1/2022 13:01	0:02	SSA2	0.08913	0.90200	Oversupply
9/1/2022 13:02	0:02	SSA3	0.08500	1.41900	Oversupply
9/1/2022 13:03	0:02	SSA2	0.08913	0.70100	Oversupply
9/1/2022 13:04	0:12	BS250	Data is not available	Data is not available	Oversupply
9/1/2022 13:04	0:02	SSA3	0.08996	-0.00500	Oversupply
9/1/2022 13:05	0:10	SSA2	0.43858	0.01100	Oversupply
9/1/2022 13:06	0:08	KWP11	0.29211	20.52295	Oversupply
9/1/2022 13:06	0:02	SSA3	0.08500	0.02800	Oversupply
9/1/2022 13:08	0:08	SSA3	0.28800	0.00200	Oversupply
9/1/2022 13:15	0:01	KWP11	0.00185	19.40624	Oversupply
9/1/2022 13:15	0:02	SSA2	0.06823	0.03700	Oversupply
9/1/2022 13:17	0:02	SSA3	0.03017	0.67800	Oversupply
9/1/2022 13:17	0:02	SSA2	0.06767	0.75100	Oversupply
9/1/2022 13:19	0:02	SSA2	0.06767	0.98400	Oversupply
9/1/2022 13:21	0:02	SSA3	0.03017	1.57600	Oversupply
9/1/2022 13:21	0:02	SSA2	0.06823	0.87200	Oversupply
9/1/2022 13:23	0:02	SSA2	0.06823	0.87900	Oversupply
9/1/2022 13:25	0:02	SSA3	0.03017	1.88000	Oversupply
9/1/2022 13:27	0:02	SSA3	0.02992	1.98800	Oversupply
9/1/2022 13:27	0:02	SSA2	0.06879	0.97400	Oversupply
9/1/2022 13:29	0:02	SSA3	0.03736	0.67400	Oversupply
9/1/2022 13:29	0:02	SSA2	0.08026	0.98800	Oversupply
9/1/2022 13:31	0:02	SSA3	0.05070	0.70900	Oversupply
9/1/2022 13:31	0:02	SSA2	0.08371	1.00500	Oversupply
9/1/2022 13:33	0:02	SSA3	0.05070	1.04000	Oversupply
9/1/2022 13:33	0:02	SSA2	0.08233	0.88300	Oversupply
9/1/2022 13:34	0:03	BS250	Data is not available	Data is not available	Oversupply
9/1/2022 13:35	0:02	SSA3	0.05029	0.00900	Oversupply
9/1/2022 13:35	0:02	SSA2	0.08302	0.00900	Oversupply
9/1/2022 13:36	0:01	KWP11	0.01187	20.10580	Oversupply
9/1/2022 13:37	0:02	SSA3	0.04987	0.07800	Oversupply
9/1/2022 13:37	0:02	SSA2	0.08371	-0.00300	Oversupply
9/1/2022 13:39	0:02	SSA3	0.04987	0.90000	Oversupply
9/1/2022 13:45	0:02	SSA2	0.06767	0.95500	Oversupply
9/1/2022 13:46	0:02	17-2	0.01898	0.75000	Oversupply
9/1/2022 13:49	0:02	SSA2	0.06823	0.98600	Oversupply
9/1/2022 14:01	0:05	17-2	0.03158	0.75000	Oversupply
9/1/2022 14:01	0:02	SSA3	0.01621	2.79900	Oversupply
9/1/2022 14:01	0:02	SSA2	0.04431	0.27400	Oversupply
9/1/2022 14:03	0:02	SSA3	0.01608	2.57700	Oversupply
9/1/2022 14:03	0:02	SSA2	0.04431	0.32600	Oversupply
9/1/2022 14:05	0:02	SSA3	0.01608	2.22400	Oversupply
9/1/2022 14:07	0:01	17-2	0.00321	0.75000	Oversupply
9/1/2022 14:10	0:01	17-2	0.00062	0.24400	Oversupply
9/1/2022 14:11	0:02	SSA3	0.01594	1.80700	Oversupply
9/1/2022 14:12	0:07	17-2	0.01514	0.19300	Oversupply
9/1/2022 14:12	0:02	SSA2	0.04431	1.09000	Oversupply
9/1/2022 14:13	0:02	SSA3	0.01439	2.30700	Oversupply
9/1/2022 14:14	0:02	SSA2	0.04574	0.97000	Oversupply
9/1/2022 14:15	0:02	SSA3	0.01300	1.08100	Oversupply



Maui Curtailment Report

September 2022

Start Date and Time	Duration (minutes)	IPP Curtailed	Estimated Curtailed MWH	Peak MW Curtailed	Reasons for Curtailment
9/1/2022 14:16	0:02	SSA2	0.04791	0.47300	Oversupply
9/1/2022 14:17	0:02	SSA3	0.01343	2.71900	Oversupply
9/1/2022 15:48	0:01	BS250	Data is not available	Data is not available	Oversupply
9/1/2022 15:48	0:01	KWPPII	0.00061	14.92741	Oversupply
9/1/2022 15:48	0:17	17-2	0.12601	0.75000	Oversupply
9/1/2022 15:48	0:02	SSA3	0.03221	1.45500	Oversupply
9/1/2022 15:50	0:02	SSA3	0.03275	1.12200	Oversupply
9/1/2022 15:52	0:02	SSA2	0.02477	0.30700	Oversupply
9/1/2022 15:52	0:02	SSA3	0.03248	0.64700	Oversupply
9/1/2022 15:54	0:02	SSA2	0.02457	0.09400	Oversupply
9/1/2022 15:54	0:02	SSA3	0.03248	0.22400	Oversupply
9/1/2022 15:56	0:01	BS250	Data is not available	Data is not available	Oversupply
9/1/2022 15:56	0:01	KWPPII	0.00301	17.70872	Oversupply
9/1/2022 15:56	0:02	SSA2	0.02477	0.19700	Oversupply
9/1/2022 15:56	0:02	SSA3	0.03248	0.33400	Oversupply
9/1/2022 16:02	0:02	SSA2	0.02126	0.28700	Oversupply
9/1/2022 16:02	0:02	SSA3	0.00334	1.49100	Oversupply
9/1/2022 16:06	0:04	17-2	0.01593	0.26000	Oversupply
9/1/2022 16:06	0:02	SSA2	0.02126	0.31800	Oversupply
9/1/2022 16:06	0:02	SSA3	0.00337	1.51700	Oversupply
9/1/2022 16:08	0:02	SSA2	0.02108	0.28600	Oversupply
9/1/2022 16:08	0:02	SSA3	0.00337	1.64400	Oversupply
9/1/2022 16:11	0:01	17-2	0.00250	0.16000	Oversupply
9/1/2022 16:37	0:04	17-2	0.00422	0.10200	Oversupply
9/1/2022 16:37	0:02	SSA3	0.00205	1.27900	Oversupply
9/1/2022 16:38	0:02	SSA2	0.01760	0.22900	Oversupply
9/1/2022 16:39	0:02	SSA3	0.00205	0.51300	Oversupply
9/1/2022 16:42	0:02	17-2	0.00150	0.14500	Oversupply
9/1/2022 21:05	0:22	KWPPII	2.66390	20.97902	Oversupply
9/1/2022 21:28	0:01	KWPPII	0.00064	19.98405	Oversupply
9/1/2022 21:49	0:02	KWPPII	0.01078	20.60478	Oversupply
9/1/2022 22:30	0:12	KWPPII	0.42680	20.93610	Oversupply
9/1/2022 23:19	0:17	KWPPII	0.61452	20.75448	Oversupply
9/2/2022 0:36	3:09	KWPPII	17.76227	20.98700	Oversupply
9/2/2022 3:59	0:04	KWPPII	0.07353	20.33134	Oversupply
9/2/2022 4:07	0:02	KWPPII	0.00813	19.33538	Oversupply
9/2/2022 4:13	0:01	KWPPII	0.00602	19.19367	Oversupply
9/2/2022 4:17	0:06	KWPPII	0.14956	20.01399	Oversupply
9/2/2022 7:20	0:24	17-2	0.04161	0.29500	Oversupply
9/2/2022 7:21	0:18	BS250	Data is not available	Data is not available	Oversupply
9/2/2022 7:21	0:02	SSA2	0.00916	0.05000	Oversupply
9/2/2022 7:21	0:20	SSA3	0.15902	0.00700	Oversupply
9/2/2022 7:23	0:19	KWPPII	0.89136	20.23853	Oversupply
9/2/2022 7:23	0:16	SSA2	0.09710	0.05600	Oversupply
9/2/2022 7:39	0:02	SSA2	0.01492	-0.00300	Oversupply
9/2/2022 7:40	0:01	BS250	Data is not available	Data is not available	Oversupply
9/2/2022 7:41	0:02	SSA2	0.01492	-0.00300	Oversupply
9/2/2022 7:41	0:02	SSA3	0.01898	0.21200	Oversupply
9/2/2022 7:42	0:01	BS250	Data is not available	Data is not available	Oversupply
9/2/2022 7:49	0:02	SSA3	0.01653	0.77100	Oversupply
9/2/2022 7:50	0:44	17-2	0.28742	0.49300	Oversupply
9/2/2022 7:51	0:04	SSA3	0.03319	0.48800	Oversupply
9/2/2022 7:52	0:02	BS250	Data is not available	Data is not available	Oversupply
9/2/2022 7:53	0:02	KWPPII	0.01620	20.01798	Oversupply
9/2/2022 7:53	0:02	SSA2	0.01583	0.01300	Oversupply
9/2/2022 7:55	0:02	SSA2	0.01596	0.17800	Oversupply
9/2/2022 7:55	0:02	SSA3	0.01639	0.26400	Oversupply
9/2/2022 7:56	0:10	BS250	Data is not available	Data is not available	Oversupply
9/2/2022 7:57	0:10	SSA2	0.10760	0.03600	Oversupply
9/2/2022 7:57	0:12	SSA3	0.17417	0.02200	Oversupply
9/2/2022 7:59	0:10	KWPPII	0.31103	20.61776	Oversupply
9/2/2022 8:07	0:02	BS250	Data is not available	Data is not available	Oversupply
9/2/2022 8:07	0:02	SSA2	0.02494	0.00700	Oversupply
9/2/2022 8:09	0:02	SSA2	0.02453	0.23800	Oversupply
9/2/2022 8:09	0:02	SSA3	0.03305	0.15400	Oversupply
9/2/2022 8:11	0:15	BS250	Data is not available	Data is not available	Oversupply
9/2/2022 8:11	0:18	SSA2	0.25979	0.00800	Oversupply
9/2/2022 8:12	0:14	SSA3	0.24368	-0.00100	Oversupply
9/2/2022 8:12	0:15	KWPPII	0.94280	20.45609	Oversupply
9/2/2022 8:26	0:02	SSA3	0.03584	0.05200	Oversupply
9/2/2022 8:27	0:01	BS250	Data is not available	Data is not available	Oversupply
9/2/2022 8:28	0:01	KWPPII	0.00639	17.14986	Oversupply
9/2/2022 8:28	0:02	SSA3	0.03418	0.11000	Oversupply



Maui Curtailment Report

September 2022

Start Date and Time	Duration (minutes)	IPP Curtailed	Estimated Curtailed MWH	Peak MW Curtailed	Reasons for Curtailment
9/2/2022 8:29	0:02	SSA2	0.02270	0.32500	Oversupply
9/2/2022 8:30	0:02	SSA3	0.02021	0.82300	Oversupply
9/2/2022 8:31	0:02	SSA2	0.02629	0.33000	Oversupply
9/2/2022 8:32	0:02	SSA3	0.02038	1.07400	Oversupply
9/2/2022 8:37	0:12	17-2	0.10364	0.58100	Oversupply
9/2/2022 8:37	0:02	SSA2	0.02607	0.36000	Oversupply
9/2/2022 8:38	0:02	SSA3	0.02021	0.83700	Oversupply
9/2/2022 8:39	0:03	BS250	Data is not available	Data is not available	Oversupply
9/2/2022 8:39	0:02	SSA2	0.02629	0.24900	Oversupply
9/2/2022 8:40	0:02	SSA3	0.02038	0.01400	Oversupply
9/2/2022 8:41	0:01	KWP11	0.00707	17.87039	Oversupply
9/2/2022 8:41	0:02	SSA2	0.02607	0.13800	Oversupply
9/2/2022 8:42	0:02	SSA3	0.02038	0.30700	Oversupply
9/2/2022 8:43	0:02	SSA2	0.02629	0.38100	Oversupply
9/2/2022 8:44	0:02	SSA3	0.01782	0.45300	Oversupply
9/2/2022 8:45	0:02	SSA2	0.03284	0.39000	Oversupply
9/2/2022 8:46	0:02	SSA3	0.02223	0.61600	Oversupply
9/2/2022 8:48	0:02	SSA3	0.02241	1.13200	Oversupply
9/2/2022 8:50	0:02	SSA3	0.02241	1.49800	Oversupply
9/2/2022 8:51	0:22	17-2	0.21211	0.65000	Oversupply
9/2/2022 8:51	0:02	SSA2	0.03256	0.25300	Oversupply
9/2/2022 8:52	0:01	KWP11	0.00035	14.94139	Oversupply
9/2/2022 8:52	0:02	SSA3	0.02223	0.39400	Oversupply
9/2/2022 8:53	0:02	SSA2	0.03284	0.37400	Oversupply
9/2/2022 8:54	0:02	SSA3	0.02241	1.20800	Oversupply
9/2/2022 8:56	0:02	SSA3	0.02223	1.55000	Oversupply
9/2/2022 8:57	0:04	SSA2	0.06954	0.44300	Oversupply
9/2/2022 8:58	0:03	BS250	Data is not available	Data is not available	Oversupply
9/2/2022 8:58	0:02	SSA3	0.02455	0.01400	Oversupply
9/2/2022 8:59	0:01	KWP11	0.00723	15.33059	Oversupply
9/2/2022 9:00	0:02	SSA3	0.03945	0.03800	Oversupply
9/2/2022 9:01	0:02	SSA2	0.04229	0.33400	Oversupply
9/2/2022 9:02	0:02	SSA3	0.04076	0.39100	Oversupply
9/2/2022 9:03	0:08	BS250	Data is not available	Data is not available	Oversupply
9/2/2022 9:03	0:06	SSA2	0.12757	0.03100	Oversupply
9/2/2022 9:04	0:07	KWP11	0.07635	18.72563	Oversupply
9/2/2022 9:04	0:06	SSA3	0.11804	0.03900	Oversupply
9/2/2022 9:09	0:02	SSA2	0.04264	0.13300	Oversupply
9/2/2022 9:10	0:02	SSA3	0.03978	0.08800	Oversupply
9/2/2022 9:11	0:02	SSA2	0.04264	0.48900	Oversupply
9/2/2022 9:14	0:04	17-2	0.03977	0.66100	Oversupply
9/2/2022 9:14	0:02	SSA3	0.00568	1.77800	Oversupply
9/2/2022 9:15	0:02	SSA2	0.03794	0.50700	Oversupply
9/2/2022 9:16	0:02	SSA3	0.00180	1.58200	Oversupply
9/2/2022 9:27	0:01	17-2	0.00113	0.69500	Oversupply
9/2/2022 9:28	0:02	SSA3	0.00321	1.93700	Oversupply
9/2/2022 9:29	0:01	17-2	0.01193	0.71600	Oversupply
9/2/2022 9:30	0:02	SSA3	0.00968	1.81400	Oversupply
9/2/2022 9:31	0:02	17-2	0.02387	0.71600	Oversupply
9/2/2022 9:31	0:02	SSA2	0.04057	0.56600	Oversupply
9/2/2022 9:34	0:15	17-2	0.16619	0.74800	Oversupply
9/2/2022 9:34	0:02	SSA3	0.00952	1.76900	Oversupply
9/2/2022 9:36	0:02	SSA3	0.00968	1.30900	Oversupply
9/2/2022 9:38	0:02	SSA3	0.00952	1.17500	Oversupply
9/2/2022 9:42	0:04	SSA3	0.01388	2.00900	Oversupply
9/2/2022 9:50	0:06	17-2	0.07480	0.74800	Oversupply
9/2/2022 9:51	0:02	SSA3	0.00783	1.18500	Oversupply
9/2/2022 9:53	0:02	SSA3	0.00783	1.19800	Oversupply
9/2/2022 9:55	0:02	SSA3	0.00783	1.54700	Oversupply
9/2/2022 9:58	0:06	17-2	0.06737	0.74800	Oversupply
9/2/2022 9:59	0:02	SSA3	0.00232	2.12000	Oversupply
9/2/2022 10:05	0:04	17-2	0.04580	0.74800	Oversupply
9/2/2022 10:05	0:02	SSA3	0.00278	2.19000	Oversupply
9/2/2022 10:07	0:02	SSA3	0.00276	2.17900	Oversupply
9/2/2022 10:10	0:06	17-2	0.05778	0.74800	Oversupply
9/2/2022 10:13	0:02	SSA3	0.00607	2.22100	Oversupply
9/2/2022 10:21	0:03	17-2	0.03226	0.74800	Oversupply
9/2/2022 10:21	0:02	SSA3	0.02957	2.27200	Oversupply
9/2/2022 10:25	0:29	17-2	0.24537	0.75000	Oversupply
9/2/2022 10:25	0:02	SSA3	0.02535	2.20200	Oversupply
9/2/2022 10:26	0:02	SSA2	0.05426	0.72700	Oversupply
9/2/2022 10:27	0:02	BS250	Data is not available	Data is not available	Oversupply
9/2/2022 10:27	0:02	SSA3	0.02577	0.10200	Oversupply



Maui Curtailment Report

September 2022

Start Date and Time	Duration (minutes)	IPP Curtailed	Estimated Curtailed MWH	Peak MW Curtailed	Reasons for Curtailment
9/2/2022 10:28	0:02	SSA2	0.05426	0.12600	Oversupply
9/2/2022 10:29	0:01	KWP1I	0.00531	9.37180	Oversupply
9/2/2022 10:29	0:02	SSA3	0.04577	0.40300	Oversupply
9/2/2022 10:30	0:02	SSA2	0.05901	0.72700	Oversupply
9/2/2022 10:31	0:02	SSA3	0.05292	0.75500	Oversupply
9/2/2022 10:32	0:02	SSA2	0.05901	0.73200	Oversupply
9/2/2022 10:33	0:02	SSA3	0.05335	0.86600	Oversupply
9/2/2022 10:34	0:02	SSA2	0.05853	0.74200	Oversupply
9/2/2022 10:35	0:02	SSA3	0.05248	1.38700	Oversupply
9/2/2022 10:36	0:02	SSA2	0.05901	0.76300	Oversupply
9/2/2022 10:37	0:02	SSA3	0.05248	1.86000	Oversupply
9/2/2022 10:38	0:04	SSA2	0.11754	0.76600	Oversupply
9/2/2022 10:39	0:02	BS250	Data is not available	Data is not available	Oversupply
9/2/2022 10:39	0:02	SSA3	0.05292	0.02200	Oversupply
9/2/2022 10:41	0:01	KWP1I	0.00207	12.18404	Oversupply
9/2/2022 10:41	0:02	SSA3	0.05292	0.59000	Oversupply
9/2/2022 10:42	0:02	SSA2	0.05853	0.76200	Oversupply
9/2/2022 10:43	0:02	SSA3	0.05190	0.76000	Oversupply
9/2/2022 10:44	0:02	SSA2	0.05618	0.76700	Oversupply
9/2/2022 10:45	0:02	SSA3	0.00730	1.03300	Oversupply
9/2/2022 10:46	0:02	SSA2	0.05962	0.78400	Oversupply
9/2/2022 10:47	0:02	SSA3	0.00742	2.16000	Oversupply
9/2/2022 10:49	0:02	SSA3	0.00736	1.87000	Oversupply
9/2/2022 10:52	0:02	SSA2	0.05962	0.79300	Oversupply
9/2/2022 11:02	0:02	SSA3	0.00878	2.36600	Oversupply
9/2/2022 11:02	0:02	SSA2	0.06037	0.80300	Oversupply
9/2/2022 11:03	0:01	17-2	0.00360	0.21600	Oversupply
9/2/2022 11:06	0:01	17-2	0.00460	0.27600	Oversupply
9/2/2022 11:06	0:02	SSA3	0.00878	2.54200	Oversupply
9/2/2022 11:35	0:01	17-2	0.00043	0.75000	Oversupply
9/3/2022 4:59	0:26	KWP1I	1.15222	5.68336	Oversupply
9/3/2022 5:00	0:14	AWE	0.59427	21.00000	Oversupply
9/3/2022 5:18	0:01	AWE	0.00207	21.00000	Oversupply
9/3/2022 5:26	0:01	KWP1I	0.00896	4.38801	Oversupply
9/3/2022 7:54	0:02	17-2	0.00051	0.19200	Oversupply
9/3/2022 7:57	0:02	SSA3	0.00183	0.37600	Oversupply
9/3/2022 7:58	0:45	17-2	0.24977	0.69600	Oversupply
9/3/2022 7:58	0:22	SSA2	0.14501	0.07400	Oversupply
9/3/2022 7:59	0:22	BS250	Data is not available	Data is not available	Oversupply
9/3/2022 7:59	0:20	SSA3	0.15767	0.20600	Oversupply
9/3/2022 8:01	0:19	KWP1I	0.89168	10.05540	Oversupply
9/3/2022 8:19	0:02	SSA3	0.01310	0.00400	Oversupply
9/3/2022 8:20	0:02	SSA2	0.02252	0.31600	Oversupply
9/3/2022 8:21	0:02	SSA3	0.01321	0.17300	Oversupply
9/3/2022 8:22	0:02	SSA2	0.02252	0.38100	Oversupply
9/3/2022 8:23	0:02	SSA3	0.01321	0.12400	Oversupply
9/3/2022 8:24	0:02	SSA2	0.02234	0.15000	Oversupply
9/3/2022 8:25	0:01	BS250	Data is not available	Data is not available	Oversupply
9/3/2022 8:25	0:02	SSA3	0.01321	0.00300	Oversupply
9/3/2022 8:26	0:02	SSA2	0.02252	0.21600	Oversupply
9/3/2022 8:27	0:01	BS250	Data is not available	Data is not available	Oversupply
9/3/2022 8:27	0:02	SSA3	0.01321	0.56900	Oversupply
9/3/2022 8:28	0:02	SSA2	0.02191	0.19900	Oversupply
9/3/2022 8:29	0:02	BS250	Data is not available	Data is not available	Oversupply
9/3/2022 8:29	0:10	SSA3	0.09398	0.00100	Oversupply
9/3/2022 8:30	0:01	KWP1I	0.00287	11.22799	Oversupply
9/3/2022 8:30	0:02	SSA2	0.02312	0.17800	Oversupply
9/3/2022 8:32	0:07	BS250	Data is not available	Data is not available	Oversupply
9/3/2022 8:32	0:06	SSA2	0.06992	-0.00200	Oversupply
9/3/2022 8:33	0:04	KWP1I	0.08805	11.55333	Oversupply
9/3/2022 8:38	0:02	KWP1I	0.02986	7.23518	Oversupply
9/3/2022 8:38	0:02	SSA2	0.02331	0.02400	Oversupply
9/3/2022 8:39	0:02	SSA3	0.02047	0.39600	Oversupply
9/3/2022 8:40	0:02	SSA2	0.02331	0.44300	Oversupply
9/3/2022 8:42	0:02	SSA3	0.02047	0.65400	Oversupply
9/3/2022 8:43	0:02	SSA2	0.02312	0.46900	Oversupply
9/3/2022 8:44	0:17	BS250	Data is not available	Data is not available	Oversupply
9/3/2022 8:44	0:19	17-2	0.09115	0.60000	Oversupply
9/3/2022 8:44	0:18	SSA3	0.29961	0.00300	Oversupply
9/3/2022 8:45	0:16	SSA2	0.26705	0.05800	Oversupply
9/3/2022 8:45	0:02	KWP1I	0.02791	4.69937	Oversupply
9/3/2022 8:48	0:14	KWP1I	0.69088	6.53262	Oversupply
9/3/2022 8:52	0:01	AWE	0.00190	20.00000	Oversupply



Maui Curtailment Report

September 2022

Start Date and Time	Duration (minutes)	IPP Curtailed	Estimated Curtailed MWH	Peak MW Curtailed	Reasons for Curtailment
9/3/2022 8:54	0:01	AWE	0.02757	20.20000	Oversupply
9/3/2022 9:01	0:02	SSA2	0.01747	-0.00200	Oversupply
9/3/2022 9:02	0:02	SSA3	0.00215	0.60800	Oversupply
9/3/2022 9:03	0:02	SSA2	0.01732	0.23500	Oversupply
9/3/2022 9:04	0:01	17-2	0.00130	0.07800	Oversupply
9/3/2022 9:05	0:02	SSA2	0.01732	0.28900	Oversupply
9/3/2022 9:06	0:01	17-2	0.00232	0.13900	Oversupply
9/3/2022 9:40	0:02	SSA3	0.00020	1.79600	Oversupply
9/3/2022 9:41	0:24	17-2	0.23017	0.75000	Oversupply
9/3/2022 9:41	0:02	SSA2	0.01730	0.25400	Oversupply
9/3/2022 9:45	0:02	SSA2	0.03050	0.19500	Oversupply
9/3/2022 9:46	0:02	SSA3	0.04539	0.11300	Oversupply
9/3/2022 9:47	0:02	BS250	Data is not available	Data is not available	Oversupply
9/3/2022 9:47	0:02	SSA2	0.03024	0.05100	Oversupply
9/3/2022 9:48	0:02	SSA3	0.04502	0.00200	Oversupply
9/3/2022 9:49	0:01	KWP11	0.00117	5.79513	Oversupply
9/3/2022 9:49	0:02	SSA2	0.03050	0.12000	Oversupply
9/3/2022 9:50	0:02	SSA3	0.04577	0.36400	Oversupply
9/3/2022 9:51	0:02	SSA2	0.03050	0.15900	Oversupply
9/3/2022 9:53	0:02	SSA2	0.03024	0.34200	Oversupply
9/3/2022 9:54	0:02	SSA3	0.04502	1.10500	Oversupply
9/3/2022 9:55	0:02	SSA2	0.03050	0.52900	Oversupply
9/3/2022 9:56	0:02	SSA3	0.04652	0.39200	Oversupply
9/3/2022 9:57	0:05	BS250	Data is not available	Data is not available	Oversupply
9/3/2022 9:57	0:06	SSA2	0.09096	0.37200	Oversupply
9/3/2022 9:58	0:05	KWP11	0.03436	2.53780	Oversupply
9/3/2022 9:58	0:04	SSA3	0.04991	0.00000	Oversupply
9/3/2022 10:02	0:02	SSA3	0.01638	0.34900	Oversupply
9/3/2022 10:03	0:02	SSA2	0.03070	-0.00300	Oversupply
9/3/2022 10:49	1:04	17-2	0.64866	0.75000	Oversupply
9/3/2022 10:49	0:02	SSA3	0.05233	2.10800	Oversupply
9/3/2022 10:51	0:02	SSA3	0.05277	0.93600	Oversupply
9/3/2022 10:51	0:02	SSA2	0.04148	0.79400	Oversupply
9/3/2022 10:53	0:02	SSA3	0.05233	0.69500	Oversupply
9/3/2022 10:53	0:02	SSA2	0.04183	0.70600	Oversupply
9/3/2022 10:55	0:02	SSA3	0.05320	0.62900	Oversupply
9/3/2022 10:55	0:02	SSA2	0.04183	0.71500	Oversupply
9/3/2022 10:57	0:01	BS250	Data is not available	Data is not available	Oversupply
9/3/2022 10:57	0:12	SSA3	0.24594	0.01400	Oversupply
9/3/2022 10:57	0:12	SSA2	0.25191	0.00800	Oversupply
9/3/2022 10:59	0:10	BS250	Data is not available	Data is not available	Oversupply
9/3/2022 10:59	0:10	KWP11	0.26872	5.55063	Oversupply
9/3/2022 11:09	0:02	SSA3	0.03078	0.26800	Oversupply
9/3/2022 11:09	0:02	SSA2	0.04002	0.32400	Oversupply
9/3/2022 11:11	0:02	SSA3	0.03103	0.59400	Oversupply
9/3/2022 11:11	0:02	SSA2	0.03969	0.31800	Oversupply
9/3/2022 11:13	0:06	SSA3	0.14140	0.07000	Oversupply
9/3/2022 11:13	0:12	SSA2	0.22769	0.22800	Oversupply
9/3/2022 11:14	0:05	BS250	Data is not available	Data is not available	Oversupply
9/3/2022 11:15	0:05	KWP11	0.08314	6.43881	Oversupply
9/3/2022 11:19	0:02	SSA3	0.05495	0.30100	Oversupply
9/3/2022 11:20	0:05	BS250	Data is not available	Data is not available	Oversupply
9/3/2022 11:21	0:06	SSA3	0.16439	0.00200	Oversupply
9/3/2022 11:22	0:05	KWP11	0.11772	5.52069	Oversupply
9/3/2022 11:26	0:12	BS250	Data is not available	Data is not available	Oversupply
9/3/2022 11:26	0:02	SSA2	0.03757	-0.00300	Oversupply
9/3/2022 11:27	0:12	SSA3	0.38403	0.00200	Oversupply
9/3/2022 11:28	0:11	KWP11	0.32589	6.99367	Oversupply
9/3/2022 11:28	0:12	SSA2	0.20474	-0.00300	Oversupply
9/3/2022 11:39	0:02	SSA3	0.07291	0.54000	Oversupply
9/3/2022 11:40	0:02	SSA2	0.03373	0.44100	Oversupply
9/3/2022 11:41	0:02	SSA3	0.07291	1.95200	Oversupply
9/3/2022 11:42	0:02	SSA2	0.03373	0.52500	Oversupply
9/3/2022 11:43	0:02	SSA3	0.06232	1.36800	Oversupply
9/3/2022 11:44	0:02	SSA2	0.03295	0.59300	Oversupply
9/3/2022 11:45	0:02	SSA3	0.01512	1.26500	Oversupply
9/3/2022 11:46	0:02	SSA2	0.02567	0.42700	Oversupply
9/3/2022 11:47	0:02	SSA3	0.01537	1.02500	Oversupply
9/3/2022 11:48	0:02	SSA2	0.02546	0.73100	Oversupply
9/3/2022 11:49	0:02	SSA3	0.01524	2.02800	Oversupply
9/3/2022 11:50	0:02	SSA2	0.02567	0.33400	Oversupply
9/3/2022 12:03	0:08	SSA3	0.19883	1.49400	Oversupply
9/3/2022 12:04	0:06	BS250	Data is not available	Data is not available	Oversupply



Maui Curtailment Report

September 2022

Start Date and Time	Duration (minutes)	IPP Curtailed	Estimated Curtailed MWH	Peak MW Curtailed	Reasons for Curtailment
9/3/2022 12:04	0:40	17-2	0.35490	0.75000	Oversupply
9/3/2022 12:04	0:06	SSA2	0.06694	0.20200	Oversupply
9/3/2022 12:05	0:01	KWPII	0.00700	3.36910	Oversupply
9/3/2022 12:07	0:04	KWPII	0.12559	5.69633	Oversupply
9/3/2022 12:10	0:02	SSA2	0.02231	-0.00300	Oversupply
9/3/2022 12:13	0:02	SSA3	0.05753	1.37600	Oversupply
9/3/2022 12:14	0:02	SSA2	0.02515	0.29400	Oversupply
9/3/2022 12:15	0:19	BS250	Data is not available	Data is not available	Oversupply
9/3/2022 12:15	0:18	SSA3	0.77959	-0.00500	Oversupply
9/3/2022 12:16	0:18	KWPII	1.19563	7.93075	Oversupply
9/3/2022 12:16	0:18	SSA2	0.56340	0.01800	Oversupply
9/3/2022 12:19	0:01	AWE	0.00553	18.60000	Oversupply
9/3/2022 12:24	0:02	AWE	0.01281	21.00000	Oversupply
9/3/2022 12:34	0:02	SSA3	0.05659	0.57200	Oversupply
9/3/2022 12:34	0:02	SSA2	0.05338	0.22900	Oversupply
9/3/2022 12:35	0:01	BS250	Data is not available	Data is not available	Oversupply
9/3/2022 12:35	0:02	KWPII	0.00771	8.20020	Oversupply
9/3/2022 12:36	0:02	SSA3	0.05567	0.23400	Oversupply
9/3/2022 12:36	0:02	SSA2	0.05693	0.40400	Oversupply
9/3/2022 12:38	0:02	SSA2	0.05382	0.74300	Oversupply
9/3/2022 12:40	0:02	SSA2	0.05382	0.85100	Oversupply
9/3/2022 12:42	0:04	SSA2	0.11177	0.30500	Oversupply
9/3/2022 12:45	0:01	17-2	0.00793	0.47600	Oversupply
9/3/2022 12:47	0:02	17-2	0.01144	0.47600	Oversupply
9/3/2022 12:48	0:02	SSA3	0.00367	2.50800	Oversupply
9/3/2022 12:51	0:02	17-2	0.01128	0.47600	Oversupply
9/3/2022 12:55	0:01	17-2	0.00293	0.47600	Oversupply
9/3/2022 12:57	0:02	17-2	0.00705	0.47600	Oversupply
9/3/2022 13:00	0:02	SSA3	0.05524	2.87200	Oversupply
9/3/2022 13:01	0:15	17-2	0.11900	0.47600	Oversupply
9/3/2022 13:02	0:02	SSA3	0.05479	1.71200	Oversupply
9/3/2022 13:04	0:02	SSA3	0.05569	1.73700	Oversupply
9/3/2022 13:04	0:02	SSA2	0.04685	0.22700	Oversupply
9/3/2022 13:05	0:01	BS250	Data is not available	Data is not available	Oversupply
9/3/2022 13:06	0:02	SSA3	0.05524	0.00900	Oversupply
9/3/2022 13:06	0:02	SSA2	0.04685	0.15600	Oversupply
9/3/2022 13:07	0:01	BS250	Data is not available	Data is not available	Oversupply
9/3/2022 13:08	0:02	SSA3	0.05524	0.47900	Oversupply
9/3/2022 13:08	0:02	SSA2	0.04647	1.05100	Oversupply
9/3/2022 13:10	0:02	SSA3	0.05524	0.90000	Oversupply
9/3/2022 13:10	0:02	SSA2	0.04685	0.88600	Oversupply
9/3/2022 13:12	0:02	SSA3	0.05479	1.00100	Oversupply
9/3/2022 13:12	0:02	SSA2	0.04685	1.03900	Oversupply
9/3/2022 13:14	0:02	SSA3	0.02709	1.72100	Oversupply
9/3/2022 13:14	0:02	SSA2	0.04140	0.99600	Oversupply
9/3/2022 13:16	0:02	SSA3	0.01491	2.81000	Oversupply
9/3/2022 13:16	0:02	SSA2	0.05997	1.04300	Oversupply
9/3/2022 13:17	0:04	17-2	0.02215	0.47600	Oversupply
9/3/2022 13:18	0:02	SSA3	0.01503	2.88000	Oversupply
9/3/2022 13:26	0:16	17-2	0.12693	0.47600	Oversupply
9/3/2022 13:26	0:02	SSA3	0.01478	2.00300	Oversupply
9/3/2022 13:26	0:02	SSA2	0.05899	0.33700	Oversupply
9/3/2022 13:28	0:02	SSA3	0.02397	2.52000	Oversupply
9/3/2022 13:28	0:02	SSA2	0.05948	0.38900	Oversupply
9/3/2022 13:30	0:02	SSA3	0.02646	1.63400	Oversupply
9/3/2022 13:32	0:02	SSA3	0.02624	2.92400	Oversupply
9/3/2022 13:33	0:02	SSA2	0.06289	0.66000	Oversupply
9/3/2022 13:34	0:02	SSA3	0.02646	2.23300	Oversupply
9/3/2022 13:35	0:02	SSA2	0.06237	1.03900	Oversupply
9/3/2022 13:36	0:02	SSA3	0.02624	0.72800	Oversupply
9/3/2022 13:37	0:02	SSA2	0.06289	0.29600	Oversupply
9/3/2022 13:38	0:02	SSA3	0.02668	1.97800	Oversupply
9/3/2022 13:39	0:02	SSA2	0.06289	0.65500	Oversupply
9/3/2022 13:40	0:02	SSA3	0.02646	1.35100	Oversupply
9/3/2022 13:48	0:01	17-2	0.00705	0.47600	Oversupply
9/3/2022 13:50	0:02	17-2	0.01075	0.47600	Oversupply
9/3/2022 13:54	0:02	SSA3	0.00956	1.40600	Oversupply
9/3/2022 13:55	0:04	17-2	0.03173	0.47600	Oversupply
9/3/2022 13:55	0:02	SSA2	0.06420	0.92900	Oversupply
9/3/2022 13:57	0:02	SSA3	0.00964	1.48000	Oversupply
9/3/2022 13:57	0:02	SSA2	0.06367	0.97000	Oversupply
9/3/2022 14:02	0:03	17-2	0.01659	0.47600	Oversupply
9/3/2022 14:03	0:02	SSA3	0.00243	1.45600	Oversupply



Maui Curtailment Report

September 2022

Start Date and Time	Duration (minutes)	IPP Curtailed	Estimated Curtailed MWH	Peak MW Curtailed	Reasons for Curtailment
9/3/2022 14:03	0:02	SSA2	0.06365	0.98700	Oversupply
9/3/2022 14:09	0:01	17-2	0.00793	0.47600	Oversupply
9/3/2022 14:09	0:02	SSA3	0.00239	1.03300	Oversupply
9/3/2022 14:09	0:02	SSA2	0.06418	0.46400	Oversupply
9/3/2022 14:13	0:02	SSA3	0.00455	1.97400	Oversupply
9/3/2022 14:13	0:02	SSA2	0.06454	0.53500	Oversupply
9/3/2022 14:14	0:04	17-2	0.03147	0.47600	Oversupply
9/3/2022 14:15	0:02	SSA3	0.00348	1.90400	Oversupply
9/3/2022 14:15	0:02	SSA2	0.04400	1.04000	Oversupply
9/3/2022 14:17	0:02	SSA3	0.00345	1.22600	Oversupply
9/3/2022 14:17	0:02	SSA2	0.04400	0.87900	Oversupply
9/3/2022 16:01	0:02	17-2	0.01354	0.47600	Oversupply
9/3/2022 16:01	0:02	SSA2	0.04155	0.39000	Oversupply
9/3/2022 16:02	0:02	SSA3	0.01995	1.84800	Oversupply
9/3/2022 16:04	0:29	17-2	0.21756	0.47600	Oversupply
9/3/2022 16:04	0:02	SSA3	0.01979	1.87800	Oversupply
9/3/2022 16:05	0:02	SSA2	0.04155	0.68300	Oversupply
9/3/2022 16:06	0:02	SSA3	0.02012	1.01600	Oversupply
9/3/2022 16:07	0:01	BS250	Data is not available	Data is not available	Oversupply
9/3/2022 16:07	0:02	SSA2	0.04189	0.33200	Oversupply
9/3/2022 16:08	0:02	SSA3	0.01979	0.25300	Oversupply
9/3/2022 16:09	0:01	BS250	Data is not available	Data is not available	Oversupply
9/3/2022 16:09	0:01	KWPII	0.00134	18.94618	Oversupply
9/3/2022 16:10	0:02	SSA2	0.04121	0.33500	Oversupply
9/3/2022 16:12	0:02	SSA2	0.04155	0.53800	Oversupply
9/3/2022 16:12	0:02	SSA3	0.02012	0.41500	Oversupply
9/3/2022 16:14	0:01	BS250	Data is not available	Data is not available	Oversupply
9/3/2022 16:14	0:02	SSA2	0.04017	0.55600	Oversupply
9/3/2022 16:14	0:02	SSA3	0.01918	0.23400	Oversupply
9/3/2022 16:16	0:02	SSA2	0.04518	0.34500	Oversupply
9/3/2022 16:16	0:02	SSA3	0.02380	1.51400	Oversupply
9/3/2022 16:18	0:02	SSA2	0.04556	0.46400	Oversupply
9/3/2022 16:18	0:02	SSA3	0.02380	1.68900	Oversupply
9/3/2022 16:20	0:02	SSA2	0.04556	0.67100	Oversupply
9/3/2022 16:20	0:02	SSA3	0.02380	0.92700	Oversupply
9/3/2022 16:22	0:02	SSA2	0.04556	0.67200	Oversupply
9/3/2022 16:24	0:02	SSA2	0.04518	0.61300	Oversupply
9/3/2022 16:24	0:02	SSA3	0.02399	0.98000	Oversupply
9/3/2022 16:26	0:02	SSA2	0.04556	0.62200	Oversupply
9/3/2022 16:26	0:02	SSA3	0.02380	0.28000	Oversupply
9/3/2022 16:28	0:02	SSA2	0.04538	0.25200	Oversupply
9/3/2022 16:28	0:02	SSA3	0.02010	0.45800	Oversupply
9/3/2022 16:30	0:02	SSA2	0.03113	0.48900	Oversupply
9/3/2022 16:30	0:02	SSA3	-0.00022	1.00100	Oversupply
9/3/2022 16:32	0:02	SSA2	0.03113	0.64700	Oversupply
9/3/2022 16:34	0:01	17-2	0.00510	0.47600	Oversupply
9/3/2022 16:39	0:04	17-2	0.02528	0.47600	Oversupply
9/3/2022 16:40	0:02	SSA3	-0.00022	1.26300	Oversupply
9/3/2022 22:06	0:01	KWPII	0.00065	20.17466	Oversupply
9/3/2022 22:10	0:01	KWPII	0.01423	20.07986	Oversupply
9/4/2022 4:44	0:02	KWPII	0.02254	3.22439	Oversupply
9/4/2022 4:51	0:23	KWPII	0.91241	11.01842	Oversupply
9/4/2022 5:20	0:06	KWPII	0.08614	8.50956	Oversupply
9/4/2022 5:30	0:01	KWPII	0.00259	4.70736	Oversupply
9/4/2022 6:21	1:11	SSA3	0.29680	0.01800	Oversupply
9/4/2022 6:22	1:08	SSA2	0.12240	0.00500	Oversupply
9/4/2022 6:23	0:04	BS250	Data is not available	Data is not available	Oversupply
9/4/2022 6:25	0:02	KWPII	0.00734	18.92323	Oversupply
9/4/2022 6:28	1:03	BS250	Data is not available	Data is not available	Oversupply
9/4/2022 6:29	1:03	KWPII	5.96332	19.23858	Oversupply
9/4/2022 7:12	0:20	17-2	0.05507	0.22000	Oversupply
9/4/2022 7:37	0:02	SSA2	0.01131	0.10600	Oversupply
9/4/2022 7:38	0:02	17-2	0.00807	0.24500	Oversupply
9/4/2022 7:38	0:02	SSA3	0.01020	0.42700	Oversupply
9/4/2022 7:42	0:03	17-2	0.01210	0.24500	Oversupply
9/4/2022 7:42	0:02	SSA3	0.01012	0.46400	Oversupply
9/4/2022 7:43	0:01	BS250	Data is not available	Data is not available	Oversupply
9/4/2022 7:43	0:02	SSA2	0.01097	0.06800	Oversupply
9/4/2022 7:44	0:01	KWPII	0.01518	11.97846	Oversupply
9/4/2022 7:45	0:02	SSA2	0.01484	0.13400	Oversupply
9/4/2022 7:46	0:02	17-2	0.00807	0.24500	Oversupply
9/4/2022 7:46	0:02	SSA3	0.00986	0.50100	Oversupply
9/4/2022 7:50	0:02	SSA3	0.00978	0.35200	Oversupply



Maui Curtailment Report

September 2022

Start Date and Time	Duration (minutes)	IPP Curtailed	Estimated Curtailed MWH	Peak MW Curtailed	Reasons for Curtailment
9/4/2022 7:51	0:01	17-2	0.00403	0.24500	Oversupply
9/4/2022 7:55	0:02	SSA2	0.01496	0.17800	Oversupply
9/4/2022 7:56	0:02	SSA3	0.00978	0.58100	Oversupply
9/4/2022 7:57	0:05	17-2	0.01818	0.24500	Oversupply
9/4/2022 7:57	0:02	SSA2	0.01496	0.18500	Oversupply
9/4/2022 7:58	0:02	SSA3	0.01022	0.62200	Oversupply
9/4/2022 7:59	0:02	SSA2	0.01377	0.19600	Oversupply
9/4/2022 8:00	0:02	SSA3	0.01601	0.62100	Oversupply
9/4/2022 8:07	0:02	SSA2	0.01931	0.23100	Oversupply
9/4/2022 8:08	5:52	17-2	1.41469	0.24500	Oversupply
9/4/2022 8:08	0:02	SSA3	0.01614	0.45000	Oversupply
9/4/2022 8:09	0:02	SSA2	0.01931	0.24200	Oversupply
9/4/2022 8:10	0:02	SSA3	0.01614	0.64800	Oversupply
9/4/2022 8:12	0:02	SSA3	0.01614	0.69400	Oversupply
9/4/2022 8:13	0:02	SSA2	0.02170	0.25900	Oversupply
9/4/2022 8:14	0:02	SSA3	0.03161	0.13600	Oversupply
9/4/2022 8:15	5:35	BS250	Data is not available	Data is not available	Oversupply
9/4/2022 8:15	5:36	SSA2	10.67240	0.01400	Oversupply
9/4/2022 8:16	5:35	KWP11	56.87969	20.62474	Oversupply
9/4/2022 8:16	5:34	SSA3	12.86654	0.00200	Oversupply
9/4/2022 10:27	0:01	AWE	0.00007	21.00000	Oversupply
9/4/2022 10:29	0:01	AWE	0.00024	21.00000	Oversupply
9/4/2022 10:34	1:11	AWE	3.48639	21.00000	Oversupply
9/4/2022 12:36	0:06	AWE	0.08655	21.00000	Oversupply
9/4/2022 12:43	0:06	AWE	0.11762	21.00000	Oversupply
9/4/2022 12:50	0:05	AWE	0.06215	21.00000	Oversupply
9/4/2022 12:56	0:01	AWE	0.00074	21.00000	Oversupply
9/4/2022 12:58	0:01	AWE	0.00024	21.00000	Oversupply
9/4/2022 13:03	0:01	AWE	0.00064	21.00000	Oversupply
9/4/2022 13:05	0:01	AWE	0.00614	21.00000	Oversupply
9/4/2022 13:50	0:02	SSA3	0.05690	0.56100	Oversupply
9/4/2022 13:51	0:02	SSA2	0.05469	0.79100	Oversupply
9/4/2022 13:52	0:02	SSA3	0.05690	0.39700	Oversupply
9/4/2022 13:53	0:02	SSA2	0.05424	0.85700	Oversupply
9/4/2022 13:54	0:02	SSA3	0.05690	1.04000	Oversupply
9/4/2022 13:55	0:02	SSA2	0.05424	0.86200	Oversupply
9/4/2022 13:56	0:02	SSA3	0.05690	1.69000	Oversupply
9/4/2022 13:57	0:02	SSA2	0.05514	0.86300	Oversupply
9/4/2022 22:36	0:17	KWP11	1.01659	19.39825	Oversupply
9/4/2022 23:29	0:18	KWP11	0.59479	18.98810	Oversupply
9/5/2022 0:04	0:55	KWP11	3.03921	18.80547	Oversupply
9/5/2022 1:00	0:07	KWP11	0.18159	19.06993	Oversupply
9/5/2022 1:27	0:51	KWP11	3.18155	18.83441	Oversupply
9/5/2022 2:55	0:02	KWP11	0.05086	14.64599	Oversupply
9/5/2022 3:01	0:16	KWP11	0.84846	18.70368	Oversupply
9/5/2022 3:45	0:01	KWP11	0.00636	18.16778	Oversupply
9/5/2022 3:47	0:14	KWP11	0.23927	18.42425	Oversupply
9/5/2022 4:04	0:11	KWP11	0.41804	19.33738	Oversupply
9/5/2022 4:46	1:25	KWP11	14.41405	19.50903	Oversupply
9/5/2022 5:06	0:05	AWE	0.02186	20.70000	Oversupply
9/5/2022 6:10	0:01	BS250	Data is not available	Data is not available	Oversupply
9/5/2022 6:13	0:05	BS250	Data is not available	Data is not available	Oversupply
9/5/2022 6:14	0:04	KWP11	0.07471	19.03600	Oversupply
9/5/2022 6:22	0:01	KWP11	0.00080	18.67374	Oversupply
9/5/2022 6:33	0:11	BS250	Data is not available	Data is not available	Oversupply
9/5/2022 6:33	0:12	SSA3	0.01592	0.02200	Oversupply
9/5/2022 6:34	0:12	SSA2	0.00788	0.00900	Oversupply
9/5/2022 6:36	0:09	KWP11	0.30386	19.23259	Oversupply
9/5/2022 6:51	1:24	BS250	Data is not available	Data is not available	Oversupply
9/5/2022 6:51	1:23	SSA3	0.85526	-0.00100	Oversupply
9/5/2022 6:52	1:37	SSA2	0.62145	0.02100	Oversupply
9/5/2022 6:53	1:23	KWP11	11.32816	19.55094	Oversupply
9/5/2022 8:14	0:02	SSA3	0.03044	0.03000	Oversupply
9/5/2022 8:16	0:12	SSA3	0.21215	0.39700	Oversupply
9/5/2022 8:18	0:11	BS250	Data is not available	Data is not available	Oversupply
9/5/2022 8:18	0:12	KWP11	0.43424	20.53592	Oversupply
9/5/2022 8:28	0:02	SSA3	0.03363	0.18600	Oversupply
9/5/2022 8:29	0:02	SSA2	0.01170	0.04400	Oversupply
9/5/2022 8:36	0:08	SSA3	0.15177	0.00900	Oversupply
9/5/2022 8:37	0:02	BS250	Data is not available	Data is not available	Oversupply
9/5/2022 8:37	0:02	SSA2	0.01578	0.00300	Oversupply
9/5/2022 8:38	0:01	KWP11	0.02105	20.64869	Oversupply
9/5/2022 8:39	0:02	SSA2	0.01591	0.11000	Oversupply



Maui Curtailment Report

September 2022

Start Date and Time	Duration (minutes)	IPP Curtailed	Estimated Curtailed MWH	Peak MW Curtailed	Reasons for Curtailment
9/5/2022 8:40	0:05	BS250	Data is not available	Data is not available	Oversupply
9/5/2022 8:40	0:05	KWP1I	0.09778	19.95412	Oversupply
9/5/2022 8:41	0:04	SSA2	0.03169	0.00300	Oversupply
9/5/2022 8:45	0:02	SSA3	0.05083	0.05600	Oversupply
9/5/2022 8:45	0:02	SSA2	0.01309	0.04500	Oversupply
9/5/2022 8:47	0:38	SSA3	1.05535	0.47500	Oversupply
9/5/2022 8:47	0:37	BS250	Data is not available	Data is not available	Oversupply
9/5/2022 8:47	0:38	SSA2	0.27542	0.24500	Oversupply
9/5/2022 8:50	0:35	KWP1I	4.55835	20.16568	Oversupply
9/5/2022 9:25	0:09	BS250	Data is not available	Data is not available	Oversupply
9/5/2022 9:25	0:08	SSA3	0.20098	0.03900	Oversupply
9/5/2022 9:25	0:08	SSA2	0.05880	0.03700	Oversupply
9/5/2022 9:26	0:07	KWP1I	0.19518	20.41717	Oversupply
9/5/2022 9:33	0:02	SSA2	0.01535	0.00400	Oversupply
9/5/2022 9:33	0:02	SSA3	0.03291	0.27500	Oversupply
9/5/2022 9:51	0:02	SSA2	0.01444	0.22400	Oversupply
9/5/2022 9:51	0:02	SSA3	0.02108	0.87100	Oversupply
9/5/2022 9:53	0:02	SSA2	0.01456	0.20200	Oversupply
9/5/2022 9:53	0:02	SSA3	0.02143	1.18700	Oversupply
9/5/2022 10:15	0:02	SSA3	0.02682	1.40300	Oversupply
9/5/2022 10:17	0:02	SSA3	0.02682	1.12100	Oversupply
9/5/2022 10:21	0:02	SSA2	0.02362	0.25600	Oversupply
9/5/2022 10:21	0:38	SSA3	1.00572	0.61500	Oversupply
9/5/2022 10:23	0:49	BS250	Data is not available	Data is not available	Oversupply
9/5/2022 10:23	0:48	SSA2	0.99773	0.05100	Oversupply
9/5/2022 10:24	1:24	KWP1I	7.98442	20.89519	Oversupply
9/5/2022 11:00	0:02	SSA3	0.09352	-0.00400	Oversupply
9/5/2022 11:02	1:19	SSA3	3.64546	-0.00300	Oversupply
9/5/2022 11:12	0:02	SSA2	0.07031	0.02300	Oversupply
9/5/2022 11:13	1:08	BS250	Data is not available	Data is not available	Oversupply
9/5/2022 11:14	1:08	SSA2	1.84544	0.00800	Oversupply
9/5/2022 11:49	0:34	KWP1I	3.71510	20.79539	Oversupply
9/5/2022 12:20	0:02	SSA3	0.07441	0.10400	Oversupply
9/5/2022 12:22	0:01	BS250	Data is not available	Data is not available	Oversupply
9/5/2022 12:22	0:02	SSA2	0.03421	0.00300	Oversupply
9/5/2022 12:24	0:02	SSA2	0.03393	0.46700	Oversupply
9/5/2022 12:24	0:02	SSA3	0.07441	0.84600	Oversupply
9/5/2022 12:26	0:08	BS250	Data is not available	Data is not available	Oversupply
9/5/2022 12:26	0:02	SSA2	0.03393	0.37500	Oversupply
9/5/2022 12:26	0:08	SSA3	0.23449	0.50400	Oversupply
9/5/2022 12:27	0:01	KWP1I	0.00010	19.97008	Oversupply
9/5/2022 12:28	0:06	SSA2	0.07886	0.03000	Oversupply
9/5/2022 12:29	0:05	KWP1I	0.09598	19.63776	Oversupply
9/5/2022 12:37	0:02	SSA3	0.04755	2.09500	Oversupply
9/5/2022 12:38	0:02	SSA2	0.02298	0.28600	Oversupply
9/5/2022 12:39	0:02	SSA3	0.04794	1.41200	Oversupply
9/5/2022 12:42	0:02	SSA2	0.02298	0.28400	Oversupply
9/5/2022 12:43	0:02	SSA3	0.04842	0.86600	Oversupply
9/5/2022 12:44	0:01	BS250	Data is not available	Data is not available	Oversupply
9/5/2022 12:44	0:02	SSA2	0.02742	0.04900	Oversupply
9/5/2022 12:45	0:01	KWP1I	0.00240	17.38039	Oversupply
9/5/2022 12:45	0:02	SSA3	0.07236	0.54800	Oversupply
9/5/2022 12:46	0:02	SSA2	0.02834	0.26100	Oversupply
9/5/2022 12:47	0:54	BS250	Data is not available	Data is not available	Oversupply
9/5/2022 12:47	0:55	SSA3	2.37003	0.39800	Oversupply
9/5/2022 12:48	0:54	KWP1I	6.66248	20.62674	Oversupply
9/5/2022 12:48	0:54	SSA2	1.35097	0.00100	Oversupply
9/5/2022 13:41	0:02	SSA3	0.08647	0.50200	Oversupply
9/5/2022 13:43	0:02	SSA2	0.07623	0.69300	Oversupply
9/5/2022 13:43	0:02	SSA3	0.08820	1.15500	Oversupply
9/5/2022 13:44	0:22	BS250	Data is not available	Data is not available	Oversupply
9/5/2022 13:45	0:22	KWP1I	1.32205	20.45010	Oversupply
9/5/2022 13:45	0:22	SSA2	0.95009	0.47400	Oversupply
9/5/2022 13:45	0:20	SSA3	0.64711	-0.00200	Oversupply
9/5/2022 14:05	0:02	SSA3	0.03262	0.07000	Oversupply
9/5/2022 15:02	0:02	SSA3	0.05747	1.74700	Oversupply
9/5/2022 15:04	0:02	SSA3	0.05794	1.79700	Oversupply
9/5/2022 15:06	0:34	SSA3	1.01361	1.15200	Oversupply
9/5/2022 15:07	0:35	BS250	Data is not available	Data is not available	Oversupply
9/5/2022 15:07	0:34	SSA2	0.49368	0.38400	Oversupply
9/5/2022 15:08	0:34	KWP1I	2.65240	21.01394	Oversupply
9/5/2022 15:41	0:02	SSA3	0.02163	0.40000	Oversupply
9/5/2022 15:41	0:02	SSA2	0.01615	0.18000	Oversupply



Maui Curtailment Report

September 2022

Start Date and Time	Duration (minutes)	IPP Curtailed	Estimated Curtailed MWH	Peak MW Curtailed	Reasons for Curtailment
9/5/2022 15:51	0:02	SSA3	0.01819	0.47500	Oversupply
9/5/2022 15:51	0:02	SSA2	0.01829	0.21600	Oversupply
9/5/2022 15:52	0:09	BS250	Data is not available	Data is not available	Oversupply
9/5/2022 15:53	0:08	KWPPII	0.24822	20.95606	Oversupply
9/5/2022 15:53	0:08	SSA3	0.06937	0.25000	Oversupply
9/5/2022 15:53	0:08	SSA2	0.06854	-0.00100	Oversupply
9/5/2022 16:26	0:02	SSA3	0.01060	0.44400	Oversupply
9/5/2022 16:27	0:46	BS250	Data is not available	Data is not available	Oversupply
9/5/2022 16:28	0:43	KWPPII	1.98013	20.85427	Oversupply
9/5/2022 16:28	0:42	SSA3	0.53393	0.00900	Oversupply
9/5/2022 16:28	0:42	SSA2	0.26794	0.18100	Oversupply
9/5/2022 17:10	0:02	SSA2	0.01107	-0.00200	Oversupply
9/5/2022 17:10	0:02	SSA3	0.02431	0.14900	Oversupply
9/5/2022 17:12	0:01	KWPPII	0.00401	20.67763	Oversupply
9/5/2022 17:12	0:02	SSA2	0.01098	0.02400	Oversupply
9/5/2022 17:12	0:02	SSA3	0.02472	0.18000	Oversupply
9/5/2022 21:54	0:02	KWPPII	0.03033	20.74051	Oversupply
9/5/2022 21:57	0:01	KWPPII	0.00037	20.26248	Oversupply
9/5/2022 22:08	0:10	KWPPII	0.58973	20.91814	Oversupply
9/5/2022 23:34	0:06	KWPPII	0.04832	20.28743	Oversupply
9/5/2022 23:52	0:48	KWPPII	4.00385	20.67863	Oversupply
9/6/2022 0:42	0:13	KWPPII	0.34704	20.22756	Oversupply
9/6/2022 0:56	0:01	KWPPII	0.00140	20.12976	Oversupply
9/6/2022 0:59	5:13	KWPPII	75.89215	20.96305	Oversupply
9/6/2022 1:47	0:01	AWE	0.00090	18.80000	Oversupply
9/6/2022 1:51	0:01	AWE	0.00440	19.10000	Oversupply
9/6/2022 1:54	0:01	AWE	0.00926	19.40000	Oversupply
9/6/2022 2:23	0:01	AWE	0.00630	18.80000	Oversupply
9/6/2022 2:25	0:01	AWE	0.00786	18.30000	Oversupply
9/6/2022 2:29	0:01	AWE	0.00075	17.20000	Oversupply
9/6/2022 2:34	0:01	AWE	0.00848	19.10000	Oversupply
9/6/2022 2:43	0:05	AWE	0.02512	19.70000	Oversupply
9/6/2022 2:49	0:01	AWE	0.01272	18.80000	Oversupply
9/6/2022 2:52	0:01	AWE	0.00705	19.10000	Oversupply
9/6/2022 3:05	0:01	AWE	0.00203	17.80000	Oversupply
9/6/2022 3:59	0:02	AWE	0.01516	18.00000	Oversupply
9/6/2022 4:10	0:01	AWE	0.01518	19.20000	Oversupply
9/6/2022 4:12	0:01	AWE	0.00523	18.70000	Oversupply
9/6/2022 4:15	0:01	AWE	0.00094	18.70000	Oversupply
9/6/2022 4:24	0:08	AWE	0.16902	21.00000	Oversupply
9/6/2022 4:34	0:01	AWE	0.00278	19.40000	Oversupply
9/6/2022 6:10	0:02	BS250	Data is not available	Data is not available	Oversupply
9/6/2022 6:13	0:04	KWPPII	0.01398	20.91116	Oversupply
9/6/2022 6:15	0:01	BS250	Data is not available	Data is not available	Oversupply
9/6/2022 7:14	0:02	SSA3	0.00624	0.15000	Oversupply
9/6/2022 7:14	0:04	SSA2	0.00760	0.03100	Oversupply
9/6/2022 7:15	0:09	BS250	Data is not available	Data is not available	Oversupply
9/6/2022 7:16	0:09	KWPPII	0.07795	20.78940	Oversupply
9/6/2022 7:16	0:08	SSA3	0.04813	0.00100	Oversupply
9/6/2022 7:18	0:06	SSA2	0.01510	0.03000	Oversupply
9/6/2022 7:24	0:02	SSA3	0.01206	0.17300	Oversupply
9/6/2022 7:24	0:02	SSA2	0.00505	-0.00300	Oversupply
9/6/2022 7:26	0:02	SSA3	0.01226	0.32300	Oversupply
9/6/2022 7:26	0:02	SSA2	0.00509	0.07800	Oversupply
9/6/2022 7:28	0:02	SSA3	0.01292	0.08000	Oversupply
9/6/2022 7:28	0:02	SSA2	0.00532	0.07400	Oversupply
9/6/2022 7:30	0:41	SSA3	0.51236	0.05700	Oversupply
9/6/2022 7:30	0:42	SSA2	0.18074	0.04100	Oversupply
9/6/2022 7:31	0:40	BS250	Data is not available	Data is not available	Oversupply
9/6/2022 7:31	0:41	KWPPII	1.62147	20.79539	Oversupply
9/6/2022 8:10	0:02	SSA3	0.03054	0.00600	Oversupply
9/6/2022 8:12	0:02	SSA2	0.00766	0.05500	Oversupply
9/6/2022 8:12	0:02	SSA3	0.03080	0.12100	Oversupply
9/6/2022 8:13	0:01	BS250	Data is not available	Data is not available	Oversupply
9/6/2022 8:13	0:03	KWPPII	0.01921	20.77843	Oversupply
9/6/2022 8:14	0:02	SSA2	0.00640	0.00000	Oversupply
9/6/2022 8:14	0:02	SSA3	0.02293	0.08600	Oversupply
9/6/2022 8:16	0:02	SSA2	0.00504	0.04800	Oversupply
9/6/2022 8:16	0:02	SSA3	0.02800	0.19500	Oversupply
9/6/2022 8:18	0:02	SSA2	0.00500	0.05500	Oversupply
9/6/2022 8:18	0:02	SSA3	0.02847	0.34500	Oversupply
9/6/2022 8:20	0:02	SSA2	0.00500	0.06200	Oversupply
9/6/2022 8:21	0:02	SSA3	0.02823	0.63900	Oversupply



Maui Curtailment Report

September 2022

Start Date and Time	Duration (minutes)	IPP Curtailed	Estimated Curtailed MWH	Peak MW Curtailed	Reasons for Curtailment
9/6/2022 8:22	0:02	SSA2	0.00500	0.06800	Oversupply
9/6/2022 8:23	0:02	BS250	Data is not available	Data is not available	Oversupply
9/6/2022 8:23	0:02	KWP11	0.00630	20.76346	Oversupply
9/6/2022 8:23	0:02	SSA3	0.02823	0.00700	Oversupply
9/6/2022 8:24	0:02	SSA2	0.00495	0.06500	Oversupply
9/6/2022 8:25	0:02	SSA3	0.02823	0.37500	Oversupply
9/6/2022 8:26	0:02	SSA2	0.00504	-0.00100	Oversupply
9/6/2022 8:27	0:02	SSA3	0.02823	0.23700	Oversupply
9/6/2022 8:28	0:02	SSA2	0.00561	0.03200	Oversupply
9/6/2022 8:29	0:02	SSA3	0.03360	0.12600	Oversupply
9/6/2022 8:30	5:00	BS250	Data is not available	Data is not available	Oversupply
9/6/2022 8:30	0:02	KWP11	0.01578	20.77044	Oversupply
9/6/2022 8:30	5:00	SSA2	8.43496	0.00500	Oversupply
9/6/2022 8:31	4:59	SSA3	11.28025	0.00100	Oversupply
9/6/2022 8:33	4:57	KWP11	45.79228	20.80338	Oversupply
9/6/2022 13:30	0:02	SSA3	0.07851	0.35900	Oversupply
9/6/2022 13:31	0:02	SSA2	0.09310	-0.00300	Oversupply
9/6/2022 13:32	0:02	SSA3	0.07786	0.70100	Oversupply
9/6/2022 13:33	0:02	SSA2	0.09233	-0.00300	Oversupply
9/6/2022 13:34	0:01	BS250	Data is not available	Data is not available	Oversupply
9/6/2022 13:34	0:06	KWP11	0.14059	20.71057	Oversupply
9/6/2022 13:34	0:08	SSA3	0.31534	0.02000	Oversupply
9/6/2022 13:35	0:06	SSA2	0.28006	0.23600	Oversupply
9/6/2022 13:36	0:05	BS250	Data is not available	Data is not available	Oversupply
9/6/2022 13:41	0:02	SSA2	0.09310	-0.00300	Oversupply
9/6/2022 13:42	0:02	SSA3	0.07851	0.24300	Oversupply
9/6/2022 13:43	0:02	SSA2	0.08877	0.16100	Oversupply
9/6/2022 13:44	0:02	SSA3	0.04836	1.80100	Oversupply
9/6/2022 13:45	0:02	SSA2	0.07131	0.72700	Oversupply
9/6/2022 13:46	0:02	SSA3	0.03382	1.83100	Oversupply
9/6/2022 13:47	0:02	SSA2	0.06689	0.88700	Oversupply
9/6/2022 13:49	0:02	SSA2	0.06633	0.89400	Oversupply
9/6/2022 13:50	0:02	SSA3	0.03327	1.68100	Oversupply
9/6/2022 13:51	0:02	SSA2	0.06744	0.82100	Oversupply
9/6/2022 13:52	0:02	SSA3	0.03410	1.85700	Oversupply
9/6/2022 13:53	0:02	SSA2	0.06689	0.91800	Oversupply
9/6/2022 14:10	0:02	SSA3	0.04528	1.32500	Oversupply
9/6/2022 14:12	0:02	SSA3	0.04491	1.29700	Oversupply
9/6/2022 14:13	0:02	SSA2	0.05218	0.47700	Oversupply
9/6/2022 14:14	0:02	SSA3	0.08847	0.14100	Oversupply
9/6/2022 14:15	0:41	BS250	Data is not available	Data is not available	Oversupply
9/6/2022 14:15	0:02	SSA2	0.05906	0.05000	Oversupply
9/6/2022 14:16	0:40	SSA3	1.43996	0.02300	Oversupply
9/6/2022 14:17	0:40	KWP11	4.25247	20.86226	Oversupply
9/6/2022 14:17	0:40	SSA2	1.17789	-0.00300	Oversupply
9/6/2022 14:57	0:02	SSA3	0.04789	0.46900	Oversupply
9/6/2022 14:57	0:02	SSA2	0.07430	0.51600	Oversupply
9/6/2022 14:59	0:02	SSA3	0.02692	1.26100	Oversupply
9/6/2022 14:59	0:02	SSA2	0.05641	0.78000	Oversupply
9/6/2022 15:01	0:02	SSA3	0.03231	1.00200	Oversupply
9/6/2022 15:01	0:02	SSA2	0.05796	0.76800	Oversupply
9/6/2022 15:03	0:02	SSA3	0.03231	0.52300	Oversupply
9/6/2022 15:03	0:02	SSA2	0.05796	0.76200	Oversupply
9/6/2022 15:05	0:02	SSA3	0.03231	0.98700	Oversupply
9/6/2022 15:05	0:02	SSA2	0.05796	0.76900	Oversupply
9/6/2022 15:07	0:02	SSA3	0.03231	0.91400	Oversupply
9/6/2022 15:07	0:02	SSA2	0.05748	0.75300	Oversupply
9/6/2022 15:09	0:02	SSA3	0.03231	1.20700	Oversupply
9/6/2022 15:09	0:02	SSA2	0.05796	0.76400	Oversupply
9/6/2022 15:11	0:02	SSA2	0.05748	0.78000	Oversupply
9/6/2022 15:13	0:02	SSA3	0.03202	1.45300	Oversupply
9/6/2022 15:15	0:02	SSA3	0.02289	1.40700	Oversupply
9/6/2022 15:16	0:02	SSA2	0.03706	0.80500	Oversupply
9/6/2022 15:17	0:02	SSA3	0.02327	1.33100	Oversupply
9/6/2022 15:18	0:02	SSA2	0.03675	0.61100	Oversupply
9/6/2022 15:22	0:02	SSA2	0.03706	0.33900	Oversupply
9/6/2022 21:27	0:10	KWP11	0.41543	20.77444	Oversupply
9/7/2022 0:07	0:01	KWP11	0.00186	20.74749	Oversupply
9/7/2022 0:10	0:01	KWP11	0.00180	20.74350	Oversupply
9/7/2022 0:12	4:59	KWP11	36.57725	20.77843	Oversupply
9/7/2022 7:54	0:02	SSA2	0.01177	0.17300	Oversupply
9/7/2022 7:54	0:02	SSA3	0.01023	0.54100	Oversupply
9/7/2022 7:56	0:02	SSA2	0.01187	0.15300	Oversupply



Maui Curtailment Report

September 2022

Start Date and Time	Duration (minutes)	IPP Curtailed	Estimated Curtailed MWH	Peak MW Curtailed	Reasons for Curtailment
9/7/2022 7:57	0:02	SSA3	0.01023	0.55800	Oversupply
9/7/2022 7:58	0:02	SSA2	0.01215	0.21800	Oversupply
9/7/2022 7:59	0:02	SSA3	0.01420	0.36400	Oversupply
9/7/2022 8:00	0:02	SSA2	0.01412	0.19700	Oversupply
9/7/2022 8:01	0:02	SSA3	0.02495	0.58000	Oversupply
9/7/2022 8:02	0:02	SSA2	0.01400	0.19100	Oversupply
9/7/2022 8:03	0:02	SSA3	0.02516	0.23200	Oversupply
9/7/2022 8:04	0:01	KWP11	0.00222	20.72853	Oversupply
9/7/2022 8:04	0:02	SSA2	0.01412	0.10200	Oversupply
9/7/2022 8:05	0:02	SSA3	0.02516	0.43000	Oversupply
9/7/2022 8:06	0:07	BS250	Data is not available	Data is not available	Oversupply
9/7/2022 8:06	0:08	SSA2	0.05637	0.16300	Oversupply
9/7/2022 8:07	0:07	KWP11	0.09665	20.75747	Oversupply
9/7/2022 8:07	0:06	SSA3	0.07465	0.00200	Oversupply
9/7/2022 8:13	0:02	SSA3	0.02418	0.13300	Oversupply
9/7/2022 8:14	0:02	SSA2	0.01050	0.04400	Oversupply
9/7/2022 8:15	0:02	SSA3	0.01206	0.77300	Oversupply
9/7/2022 8:18	0:02	SSA2	0.01989	0.33800	Oversupply
9/7/2022 8:19	0:02	SSA3	0.01196	0.36300	Oversupply
9/7/2022 8:26	0:02	SSA2	0.02005	0.12400	Oversupply
9/7/2022 8:27	0:02	SSA3	0.01196	0.84800	Oversupply
9/7/2022 8:34	0:02	SSA2	0.02664	0.44700	Oversupply
9/7/2022 8:35	0:02	SSA3	0.03077	0.93200	Oversupply
9/7/2022 8:36	0:02	SSA2	0.02642	0.42300	Oversupply
9/7/2022 8:37	0:02	SSA3	0.03028	0.95200	Oversupply
9/7/2022 8:38	0:02	SSA2	0.02664	0.35200	Oversupply
9/7/2022 8:39	0:02	SSA3	0.03028	1.03800	Oversupply
9/7/2022 8:40	0:02	SSA2	0.02664	0.48400	Oversupply
9/7/2022 8:41	0:02	SSA3	0.03028	0.55100	Oversupply
9/7/2022 8:42	1:58	BS250	Data is not available	Data is not available	Oversupply
9/7/2022 8:42	1:59	SSA2	1.78799	0.17600	Oversupply
9/7/2022 8:43	0:01	KWP11	0.00137	20.63572	Oversupply
9/7/2022 8:43	1:59	SSA3	3.65649	0.00200	Oversupply
9/7/2022 8:45	1:57	KWP11	13.15655	20.87922	Oversupply
9/7/2022 10:41	0:01	BS250	Data is not available	Data is not available	Oversupply
9/7/2022 10:41	0:02	SSA2	0.04347	-0.00300	Oversupply
9/7/2022 10:42	0:02	SSA3	0.07260	1.26400	Oversupply
9/7/2022 10:43	0:02	SSA2	0.03931	0.11800	Oversupply
9/7/2022 10:44	0:02	SSA3	0.03800	0.89200	Oversupply
9/7/2022 10:45	0:02	SSA2	0.05387	0.45600	Oversupply
9/7/2022 10:46	0:02	SSA3	0.03416	0.54000	Oversupply
9/7/2022 10:47	0:02	SSA2	0.05387	0.84600	Oversupply
9/7/2022 10:48	0:02	SSA3	0.03416	1.56300	Oversupply
9/7/2022 10:49	0:02	SSA2	0.05343	0.35500	Oversupply
9/7/2022 10:50	0:02	SSA3	0.03444	1.54200	Oversupply
9/7/2022 10:52	0:02	SSA3	0.03388	1.60800	Oversupply
9/7/2022 10:53	0:02	SSA2	0.05343	0.73300	Oversupply
9/7/2022 10:54	0:02	SSA3	0.03416	1.60900	Oversupply
9/7/2022 10:55	0:02	SSA2	0.05387	0.83400	Oversupply
9/7/2022 10:56	0:02	SSA3	0.03416	1.61200	Oversupply
9/7/2022 10:57	0:02	SSA2	0.05387	0.81600	Oversupply
9/7/2022 10:58	0:02	SSA3	0.03167	1.61600	Oversupply
9/7/2022 10:59	0:02	SSA2	0.06079	0.78400	Oversupply
9/7/2022 11:00	0:02	SSA3	0.03021	1.62700	Oversupply
9/7/2022 11:01	0:02	SSA2	0.03990	0.80500	Oversupply
9/7/2022 11:02	0:02	SSA3	0.03021	1.63000	Oversupply
9/7/2022 11:25	0:02	SSA2	0.05836	0.87500	Oversupply
9/7/2022 11:31	0:02	SSA2	0.06236	0.84700	Oversupply
9/7/2022 11:33	0:02	SSA2	0.06185	0.87500	Oversupply
9/7/2022 11:35	0:02	SSA3	0.02041	1.70100	Oversupply
9/7/2022 11:35	0:02	SSA2	0.06236	0.66700	Oversupply
9/7/2022 11:37	0:02	SSA3	0.02025	1.72500	Oversupply
9/7/2022 11:37	0:02	SSA2	0.06236	0.69200	Oversupply
9/7/2022 11:43	0:02	SSA2	0.06786	0.86700	Oversupply
9/7/2022 11:45	0:02	SSA3	0.04235	0.43400	Oversupply
9/7/2022 11:47	0:02	SSA3	0.04166	0.44000	Oversupply
9/7/2022 11:47	0:02	SSA2	0.08156	0.86900	Oversupply
9/7/2022 11:49	0:02	SSA3	0.04235	0.54600	Oversupply
9/7/2022 11:49	0:02	SSA2	0.08224	0.76400	Oversupply
9/7/2022 11:51	0:01	BS250	Data is not available	Data is not available	Oversupply
9/7/2022 11:51	0:04	SSA3	0.08402	0.71500	Oversupply
9/7/2022 11:51	0:02	SSA2	0.08224	0.55700	Oversupply
9/7/2022 11:53	0:03	BS250	Data is not available	Data is not available	Oversupply



Maui Curtailment Report

September 2022

Start Date and Time	Duration (minutes)	IPP Curtailed	Estimated Curtailed MWH	Peak MW Curtailed	Reasons for Curtailment
9/7/2022 11:53	0:02	SSA2	0.08156	0.00500	Oversupply
9/7/2022 11:54	0:02	KWP1I	0.00478	16.23873	Oversupply
9/7/2022 11:55	0:02	SSA3	0.04166	0.19900	Oversupply
9/7/2022 11:55	0:02	SSA2	0.08224	-0.00300	Oversupply
9/7/2022 11:57	0:02	SSA3	0.04235	1.75900	Oversupply
9/7/2022 11:57	0:02	SSA2	0.08224	-0.00300	Oversupply
9/7/2022 11:59	0:02	SSA3	0.03873	1.92700	Oversupply
9/7/2022 11:59	0:02	SSA2	0.07056	0.09400	Oversupply
9/7/2022 12:09	0:02	SSA3	0.02935	0.56300	Oversupply
9/7/2022 12:09	0:02	SSA2	0.07155	0.84800	Oversupply
9/7/2022 12:11	0:02	SSA3	0.02984	0.65700	Oversupply
9/7/2022 12:11	0:02	SSA2	0.07155	0.87600	Oversupply
9/7/2022 12:13	0:02	BS250	Data is not available	Data is not available	Oversupply
9/7/2022 12:13	0:02	SSA3	0.03154	0.00800	Oversupply
9/7/2022 12:13	0:02	SSA2	0.06971	0.43900	Oversupply
9/7/2022 12:14	0:01	KWP1I	0.02348	16.20580	Oversupply
9/7/2022 12:15	0:02	SSA3	0.04768	0.38000	Oversupply
9/7/2022 12:15	0:02	SSA2	0.06941	0.85600	Oversupply
9/7/2022 12:17	0:02	SSA3	0.04768	0.44300	Oversupply
9/7/2022 12:17	0:02	SSA2	0.06884	0.87600	Oversupply
9/7/2022 12:19	0:02	SSA3	0.04729	1.13000	Oversupply
9/7/2022 12:19	0:02	SSA2	0.06941	0.88000	Oversupply
9/7/2022 12:21	0:02	SSA3	0.04729	0.61700	Oversupply
9/7/2022 12:21	0:02	SSA2	0.06941	0.88200	Oversupply
9/7/2022 12:23	0:02	SSA3	0.04808	0.87500	Oversupply
9/7/2022 12:23	0:02	SSA2	0.06884	0.81500	Oversupply
9/7/2022 12:25	0:02	SSA3	0.04808	1.42600	Oversupply
9/7/2022 12:25	0:02	SSA2	0.06998	0.79100	Oversupply
9/7/2022 12:27	0:02	SSA3	0.04729	0.91600	Oversupply
9/7/2022 12:28	0:02	SSA2	0.06895	0.85600	Oversupply
9/7/2022 12:29	0:04	SSA3	0.07379	0.14600	Oversupply
9/7/2022 12:30	0:03	BS250	Data is not available	Data is not available	Oversupply
9/7/2022 12:30	0:04	SSA2	0.16514	0.31300	Oversupply
9/7/2022 12:31	0:02	KWP1I	0.03472	17.84144	Oversupply
9/7/2022 12:33	0:02	SSA3	0.04152	1.40500	Oversupply
9/7/2022 12:34	0:02	SSA2	0.08189	-0.00200	Oversupply
9/7/2022 12:35	0:02	SSA3	0.04221	1.50400	Oversupply
9/7/2022 12:36	0:02	SSA2	0.08325	-0.00200	Oversupply
9/7/2022 12:43	0:02	SSA3	0.04464	1.06900	Oversupply
9/7/2022 12:44	0:02	SSA2	0.07350	0.87800	Oversupply
9/7/2022 12:45	0:02	SSA3	0.02577	0.54200	Oversupply
9/7/2022 12:49	0:02	SSA3	0.02577	1.17400	Oversupply
9/7/2022 12:50	0:02	SSA2	0.06633	0.88100	Oversupply
9/7/2022 12:51	0:02	SSA3	0.02555	1.20200	Oversupply
9/7/2022 12:52	0:02	SSA2	0.06744	0.85300	Oversupply
9/7/2022 12:53	0:02	SSA3	0.02555	1.44500	Oversupply
9/7/2022 12:54	0:02	SSA2	0.06689	0.91000	Oversupply
9/7/2022 12:55	0:02	SSA3	0.02534	1.75900	Oversupply
9/7/2022 12:56	0:02	SSA2	0.06633	0.89100	Oversupply
9/7/2022 12:57	0:02	SSA3	0.02555	1.10000	Oversupply
9/7/2022 12:58	0:02	SSA2	0.06732	0.88100	Oversupply
9/7/2022 12:59	0:02	SSA3	0.01748	1.13600	Oversupply
9/7/2022 13:00	0:02	SSA2	0.06886	0.88200	Oversupply
9/7/2022 13:01	0:02	SSA3	0.05117	1.69000	Oversupply
9/7/2022 13:02	0:02	SSA2	0.06829	0.90100	Oversupply
9/7/2022 13:04	0:02	SSA3	0.05075	1.78100	Oversupply
9/7/2022 13:04	0:02	SSA2	0.06886	0.88200	Oversupply
9/7/2022 13:06	0:02	SSA3	0.05117	0.94300	Oversupply
9/7/2022 13:06	0:02	SSA2	0.06943	0.89500	Oversupply
9/7/2022 13:08	0:02	SSA3	0.05117	0.35200	Oversupply
9/7/2022 13:08	0:02	SSA2	0.06829	0.44200	Oversupply
9/7/2022 13:10	0:02	SSA3	0.05117	0.68100	Oversupply
9/7/2022 13:10	0:02	SSA2	0.06886	0.69800	Oversupply
9/7/2022 13:12	0:02	SSA3	0.05033	1.93000	Oversupply
9/7/2022 13:12	0:02	SSA2	0.06886	0.89700	Oversupply
9/7/2022 13:14	0:02	SSA3	0.05075	1.90500	Oversupply
9/7/2022 13:14	0:02	SSA2	0.06566	0.90500	Oversupply
9/7/2022 13:16	0:02	SSA3	0.05075	1.89300	Oversupply
9/7/2022 13:16	0:02	SSA2	0.06681	0.90600	Oversupply
9/7/2022 13:18	0:02	SSA3	0.05117	1.25200	Oversupply
9/7/2022 13:18	0:02	SSA2	0.06626	0.90200	Oversupply
9/7/2022 13:20	0:02	SSA3	0.05243	1.88900	Oversupply
9/7/2022 13:20	0:02	SSA2	0.06681	0.91700	Oversupply



Maui Curtailment Report

September 2022

Start Date and Time	Duration (minutes)	IPP Curtailed	Estimated Curtailed MWH	Peak MW Curtailed	Reasons for Curtailment
9/7/2022 13:22	0:02	SSA3	0.05075	1.91000	Oversupply
9/7/2022 13:22	0:02	SSA2	0.06736	0.87700	Oversupply
9/7/2022 13:24	0:02	SSA3	0.05075	1.28200	Oversupply
9/7/2022 13:24	0:02	SSA2	0.06681	0.88500	Oversupply
9/7/2022 13:26	0:02	SSA3	0.05117	0.86000	Oversupply
9/7/2022 13:26	0:02	SSA2	0.06626	0.80600	Oversupply
9/7/2022 13:28	0:02	SSA3	0.04935	1.21800	Oversupply
9/7/2022 13:28	0:02	SSA2	0.06737	0.88400	Oversupply
9/7/2022 13:30	0:02	SSA3	0.04269	0.98200	Oversupply
9/7/2022 13:30	0:02	SSA2	0.06858	0.87400	Oversupply
9/7/2022 13:32	0:02	SSA3	0.04233	0.73500	Oversupply
9/7/2022 13:32	0:02	SSA2	0.06801	0.51300	Oversupply
9/7/2022 13:34	0:02	SSA3	0.04304	1.71000	Oversupply
9/7/2022 13:34	0:02	SSA2	0.06858	0.86700	Oversupply
9/7/2022 13:36	0:02	SSA3	0.04269	1.48900	Oversupply
9/7/2022 13:36	0:02	SSA2	0.06914	0.86200	Oversupply
9/7/2022 13:40	0:02	SSA3	0.04233	1.88600	Oversupply
9/7/2022 13:40	0:02	SSA2	0.06914	0.85800	Oversupply
9/7/2022 13:42	0:02	SSA3	0.04233	1.85400	Oversupply
9/7/2022 13:42	0:02	SSA2	0.06858	0.86400	Oversupply
9/7/2022 13:46	0:02	SSA3	0.03364	1.80900	Oversupply
9/7/2022 13:46	0:02	SSA2	0.06664	0.86600	Oversupply
9/7/2022 13:48	0:02	SSA2	0.06609	0.86100	Oversupply
9/7/2022 13:50	0:02	SSA3	0.03309	1.76100	Oversupply
9/7/2022 13:50	0:02	SSA2	0.06664	0.85500	Oversupply
9/7/2022 13:54	0:02	SSA3	0.03337	1.25700	Oversupply
9/7/2022 13:54	0:02	SSA2	0.06609	0.85200	Oversupply
9/7/2022 13:56	0:02	SSA3	0.03364	1.72000	Oversupply
9/7/2022 13:58	0:02	SSA3	0.03309	1.71900	Oversupply
9/7/2022 14:00	0:02	SSA3	0.02966	1.72000	Oversupply
9/7/2022 14:08	0:02	SSA3	0.02966	1.68000	Oversupply
9/8/2022 7:54	0:02	SSA3	0.01002	0.55600	Oversupply
9/8/2022 8:06	0:02	SSA3	0.02224	0.65400	Oversupply
9/8/2022 8:07	0:08	BS250	Data is not available	Data is not available	Oversupply
9/8/2022 8:07	0:08	SSA2	0.03282	0.05200	Oversupply
9/8/2022 8:08	0:08	KWP/II	0.30495	17.41831	Oversupply
9/8/2022 8:08	0:08	SSA3	0.08301	0.00500	Oversupply
9/8/2022 8:22	0:02	SSA3	0.01899	0.68300	Oversupply
9/8/2022 8:29	0:02	SSA2	0.00735	0.15500	Oversupply
9/8/2022 8:30	0:02	SSA3	0.01673	0.84300	Oversupply
9/8/2022 8:32	0:02	SSA3	0.01700	0.86500	Oversupply
9/8/2022 8:33	0:02	SSA2	0.01337	0.13100	Oversupply
9/8/2022 8:40	0:02	SSA3	0.01659	0.87700	Oversupply
9/8/2022 8:42	0:02	SSA3	0.01686	0.95800	Oversupply
9/8/2022 8:44	0:02	SSA3	0.04020	0.55200	Oversupply
9/8/2022 8:45	0:10	SSA2	0.20166	0.21000	Oversupply
9/8/2022 8:46	0:09	BS250	Data is not available	Data is not available	Oversupply
9/8/2022 8:46	2:58	SSA3	6.57258	0.00800	Oversupply
9/8/2022 8:47	2:58	KWP/II	13.73488	12.57523	Oversupply
9/8/2022 8:55	0:02	SSA2	0.04027	0.24200	Oversupply
9/8/2022 8:56	2:48	BS250	Data is not available	Data is not available	Oversupply
9/8/2022 8:57	2:47	SSA2	4.70279	0.01800	Oversupply
9/8/2022 9:16	0:01	AWE	0.00660	18.30000	Oversupply
9/8/2022 9:18	0:01	AWE	0.00372	16.60000	Oversupply
9/8/2022 9:26	0:02	AWE	0.04586	16.30000	Oversupply
9/8/2022 9:31	0:02	AWE	0.00528	15.90000	Oversupply
9/8/2022 9:45	0:01	AWE	0.00005	15.30000	Oversupply
9/8/2022 9:48	0:03	AWE	0.00773	15.10000	Oversupply
9/8/2022 9:55	0:08	AWE	0.27603	15.60000	Oversupply
9/8/2022 10:06	0:21	AWE	1.21771	19.30000	Oversupply
9/8/2022 10:29	0:32	AWE	1.09296	17.00000	Oversupply
9/8/2022 11:02	0:37	AWE	1.88043	14.20000	Oversupply
9/8/2022 11:40	0:03	AWE	0.01587	12.10000	Oversupply
9/8/2022 11:44	0:02	SSA3	0.07898	0.45600	Oversupply
9/8/2022 11:44	0:02	SSA2	0.04442	0.58500	Oversupply
9/8/2022 11:46	0:02	SSA3	0.01626	0.34300	Oversupply
9/8/2022 11:46	0:02	SSA2	0.04697	1.01700	Oversupply
9/8/2022 11:48	0:02	SSA3	0.01640	0.51100	Oversupply
9/8/2022 11:48	0:02	SSA2	0.04775	0.36900	Oversupply
9/8/2022 11:50	0:02	SSA3	0.01626	0.61700	Oversupply
9/8/2022 11:50	0:02	SSA2	0.04697	0.35900	Oversupply
9/8/2022 11:52	0:02	SSA2	0.04736	0.41800	Oversupply
9/8/2022 11:54	0:02	SSA3	0.01654	0.43500	Oversupply



Maui Curtailment Report

September 2022

Start Date and Time	Duration (minutes)	IPP Curtailed	Estimated Curtailed MWH	Peak MW Curtailed	Reasons for Curtailment
9/8/2022 11:54	0:02	SSA2	0.04736	0.32200	Oversupply
9/8/2022 11:55	0:01	BS250	Data is not available	Data is not available	Oversupply
9/8/2022 11:56	0:02	SSA3	0.01640	0.48200	Oversupply
9/8/2022 11:56	0:02	SSA2	0.04697	0.44900	Oversupply
9/8/2022 11:58	0:01	BS250	Data is not available	Data is not available	Oversupply
9/8/2022 11:58	0:02	SSA2	0.05042	0.30100	Oversupply
9/8/2022 12:11	0:02	SSA2	0.02316	0.25800	Oversupply
9/8/2022 12:12	0:02	SSA3	0.02575	0.71900	Oversupply
9/8/2022 12:14	0:01	KWP11	0.01071	5.65042	Oversupply
9/8/2022 12:14	0:02	SSA3	0.03500	0.56100	Oversupply
9/8/2022 12:15	0:02	SSA2	0.03731	0.34100	Oversupply
9/8/2022 13:05	0:02	SSA2	0.07269	1.06800	Oversupply
9/8/2022 13:07	0:02	SSA3	0.06072	1.17300	Oversupply
9/8/2022 13:07	0:02	SSA2	0.07269	1.05300	Oversupply
9/8/2022 13:09	0:57	BS250	Data is not available	Data is not available	Oversupply
9/8/2022 13:09	0:02	KWP11	0.01972	3.62158	Oversupply
9/8/2022 13:09	0:04	SSA3	0.12194	0.01500	Oversupply
9/8/2022 13:09	0:04	SSA2	0.14478	0.28700	Oversupply
9/8/2022 13:13	0:51	SSA3	1.81140	0.03400	Oversupply
9/8/2022 13:13	0:50	SSA2	2.35439	-0.00300	Oversupply
9/8/2022 13:14	0:53	KWP11	4.06107	13.16203	Oversupply
9/8/2022 14:03	0:04	SSA2	0.17874	0.00200	Oversupply
9/8/2022 14:03	0:02	SSA3	0.07406	0.00100	Oversupply
9/8/2022 14:06	0:02	SSA3	0.07287	0.08300	Oversupply
9/8/2022 14:07	0:02	SSA2	0.08974	-0.00300	Oversupply
9/8/2022 14:08	0:02	SSA3	0.07227	0.71500	Oversupply
9/8/2022 14:09	0:02	SSA2	0.08974	0.00800	Oversupply
9/8/2022 14:11	0:02	SSA2	0.08900	0.30800	Oversupply
9/8/2022 14:12	0:02	SSA3	0.07168	1.23900	Oversupply
9/8/2022 14:13	0:02	SSA2	0.09263	0.94000	Oversupply
9/8/2022 14:14	0:02	SSA3	0.08267	0.70500	Oversupply
9/8/2022 14:15	1:38	BS250	Data is not available	Data is not available	Oversupply
9/8/2022 14:15	1:39	SSA2	2.63211	0.00700	Oversupply
9/8/2022 14:16	0:03	KWP11	0.15037	13.42449	Oversupply
9/8/2022 14:16	1:37	SSA3	3.39052	-0.00100	Oversupply
9/8/2022 14:20	1:34	KWP11	13.83704	18.57694	Oversupply
9/8/2022 14:34	0:02	AWE	0.00978	13.30000	Oversupply
9/8/2022 14:46	0:01	AWE	0.00402	18.00000	Oversupply
9/8/2022 14:48	0:07	AWE	0.10653	17.40000	Oversupply
9/8/2022 15:00	0:01	AWE	0.00418	19.60000	Oversupply
9/8/2022 15:53	0:02	SSA3	0.05053	0.53000	Oversupply
9/8/2022 15:54	0:02	SSA2	0.03086	0.16300	Oversupply
9/8/2022 15:55	0:02	SSA3	0.04971	0.22900	Oversupply
9/8/2022 15:56	0:02	SSA2	0.03137	0.25200	Oversupply
9/8/2022 15:57	0:02	SSA3	0.05012	0.69200	Oversupply
9/8/2022 15:58	0:02	SSA2	0.02659	0.35900	Oversupply
9/8/2022 15:59	0:02	SSA3	0.02856	0.41800	Oversupply
9/8/2022 16:00	0:02	SSA2	0.04826	0.69900	Oversupply
9/8/2022 16:01	0:02	SSA3	0.02008	1.10200	Oversupply
9/8/2022 16:02	0:02	SSA2	0.04826	0.69200	Oversupply
9/8/2022 16:03	0:02	SSA3	0.02008	1.09300	Oversupply
9/8/2022 16:04	0:02	SSA2	0.04826	0.67900	Oversupply
9/8/2022 16:06	0:02	SSA2	0.04786	0.66700	Oversupply
9/8/2022 16:58	0:01	BS250	Data is not available	Data is not available	Oversupply
9/8/2022 16:58	0:02	SSA3	0.01441	0.65400	Oversupply
9/8/2022 16:58	0:02	SSA2	0.04620	0.51800	Oversupply
9/8/2022 16:59	0:01	KWP11	0.00132	17.93026	Oversupply
9/8/2022 17:00	0:02	SSA3	0.01760	0.16400	Oversupply
9/8/2022 17:00	0:02	SSA2	0.04177	0.51200	Oversupply
9/8/2022 17:02	0:02	SSA3	0.01760	0.61000	Oversupply
9/8/2022 17:02	0:02	SSA2	0.04212	0.50400	Oversupply
9/8/2022 17:04	0:02	SSA3	0.01790	0.27300	Oversupply
9/8/2022 17:04	0:06	SSA2	0.12602	0.44400	Oversupply
9/8/2022 17:05	0:02	BS250	Data is not available	Data is not available	Oversupply
9/8/2022 17:06	0:01	KWP11	0.01829	18.23364	Oversupply
9/8/2022 17:06	0:02	SSA3	0.01760	0.02200	Oversupply
9/9/2022 2:33	0:02	KWP11	0.00336	17.56102	Oversupply
9/9/2022 2:36	0:03	KWP11	0.03308	17.43528	Oversupply
9/9/2022 2:40	0:04	KWP11	0.07435	16.72673	Oversupply
9/9/2022 7:11	0:01	KWP11	0.00008	0.00499	Oversupply
9/9/2022 22:29	0:17	KWP11	0.88900	16.74170	Oversupply
9/9/2022 22:51	0:05	KWP11	0.05213	18.14882	Oversupply
9/9/2022 22:58	0:03	KWP11	0.02328	17.78356	Oversupply



Maui Curtailment Report

September 2022

Start Date and Time	Duration (minutes)	IPP Curtailed	Estimated Curtailed MWH	Peak MW Curtailed	Reasons for Curtailment
9/10/2022 0:15	0:01	KWPII	0.00275	18.42126	Oversupply
9/10/2022 9:30	0:02	SSA2	0.03352	0.11900	Oversupply
9/10/2022 9:34	0:02	SSA2	0.03352	0.65600	Oversupply
9/10/2022 9:40	0:02	SSA2	0.03324	0.63800	Oversupply
9/10/2022 10:07	0:02	SSA3	0.02338	1.15900	Oversupply
9/10/2022 10:08	0:02	SSA2	0.02889	0.68000	Oversupply
9/10/2022 13:21	0:02	SSA3	0.02834	0.95500	Oversupply
9/10/2022 13:25	0:02	SSA3	0.02810	1.07500	Oversupply
9/10/2022 13:27	0:02	SSA3	0.02810	0.88300	Oversupply
9/10/2022 13:27	0:02	SSA2	0.06554	0.90100	Oversupply
9/10/2022 13:29	0:02	SSA3	0.02589	1.66700	Oversupply
9/10/2022 13:29	0:02	SSA2	0.06683	0.90300	Oversupply
9/10/2022 13:31	0:02	SSA3	0.03835	2.07100	Oversupply
9/10/2022 13:31	0:02	SSA2	0.06633	0.90200	Oversupply
9/10/2022 13:33	0:02	SSA3	0.03899	1.88300	Oversupply
9/10/2022 13:33	0:02	SSA2	0.06689	0.89500	Oversupply
9/10/2022 13:35	0:02	SSA3	0.03899	1.59300	Oversupply
9/10/2022 13:35	0:02	SSA2	0.06689	0.89800	Oversupply
9/10/2022 13:45	0:02	SSA3	0.03464	1.93900	Oversupply
9/10/2022 13:46	0:02	SSA2	0.06633	0.89900	Oversupply
9/10/2022 13:47	0:02	SSA3	0.03492	1.36300	Oversupply
9/10/2022 13:48	0:02	SSA2	0.06689	0.90600	Oversupply
9/10/2022 13:50	0:02	SSA3	0.03464	1.16900	Oversupply
9/10/2022 13:50	0:02	SSA2	0.06689	0.90200	Oversupply
9/10/2022 13:52	0:02	SSA3	0.03464	1.62900	Oversupply
9/10/2022 13:54	0:02	SSA3	0.03464	1.29200	Oversupply
9/10/2022 13:56	0:02	SSA3	0.03435	1.30500	Oversupply
9/10/2022 13:58	0:02	SSA3	0.03435	1.92600	Oversupply
9/10/2022 14:00	0:02	SSA3	0.03928	1.93500	Oversupply
9/10/2022 14:04	0:02	SSA3	0.03928	1.90600	Oversupply
9/10/2022 14:08	0:02	SSA3	0.03864	1.56300	Oversupply
9/10/2022 14:12	0:02	SSA3	0.03896	1.01600	Oversupply
9/10/2022 14:12	0:02	SSA2	0.06957	0.76700	Oversupply
9/10/2022 14:14	0:02	SSA3	0.03604	0.67100	Oversupply
9/10/2022 14:14	0:02	SSA2	0.07140	0.71900	Oversupply
9/10/2022 14:16	0:02	SSA2	0.05548	0.24500	Oversupply
9/10/2022 14:16	0:02	SSA3	0.02845	0.62500	Oversupply
9/10/2022 14:18	0:02	SSA2	0.05548	0.26900	Oversupply
9/10/2022 14:18	0:02	SSA3	0.02845	1.61900	Oversupply
9/10/2022 14:20	0:02	SSA2	0.05502	0.76300	Oversupply
9/10/2022 14:20	0:02	SSA3	0.02868	1.76200	Oversupply
9/10/2022 14:22	0:02	SSA2	0.05548	0.80700	Oversupply
9/10/2022 14:28	0:02	SSA2	0.05453	0.88000	Oversupply
9/10/2022 14:30	0:02	SSA2	0.06689	0.87400	Oversupply
9/11/2022 18:34	0:07	BS250	Data is not available	Data is not available	Oversupply
9/11/2022 18:34	0:16	AWE	0.33510	9.90000	Oversupply
9/12/2022 10:04	0:01	17-2	0.00061	0.68800	Oversupply
9/12/2022 10:08	1:43	17-2	1.06968	0.75000	Oversupply
9/12/2022 10:12	0:02	SSA3	0.02895	1.25700	Oversupply
9/12/2022 10:14	0:02	SSA3	0.05858	1.53200	Oversupply
9/12/2022 10:16	0:02	SSA3	0.06958	1.56100	Oversupply
9/12/2022 10:18	0:38	SSA3	1.52813	0.54500	Oversupply
9/12/2022 10:18	0:02	SSA2	0.06859	0.71800	Oversupply
9/12/2022 10:19	0:37	BS250	Data is not available	Data is not available	Oversupply
9/12/2022 10:20	0:40	KWPII	3.04778	11.82876	Oversupply
9/12/2022 10:20	0:36	SSA2	1.42213	0.01200	Oversupply
9/12/2022 10:56	0:02	SSA3	0.08765	0.04400	Oversupply
9/12/2022 10:57	0:02	BS250	Data is not available	Data is not available	Oversupply
9/12/2022 10:57	0:02	SSA2	0.08483	0.02800	Oversupply
9/12/2022 10:59	0:02	SSA3	0.07092	0.09800	Oversupply
9/12/2022 10:59	0:02	SSA2	0.07254	0.00700	Oversupply
9/12/2022 11:01	0:02	SSA3	0.04455	0.67100	Oversupply
9/12/2022 11:01	0:02	SSA2	0.06607	0.46300	Oversupply
9/12/2022 11:02	0:01	KWPII	0.00418	9.94862	Oversupply
9/12/2022 11:03	0:02	SSA3	0.04455	0.26700	Oversupply
9/12/2022 11:03	0:02	SSA2	0.06662	0.17600	Oversupply
9/12/2022 11:05	0:02	SSA3	0.04455	0.88500	Oversupply
9/12/2022 11:05	0:02	SSA2	0.06662	0.83100	Oversupply
9/12/2022 11:07	0:02	SSA3	0.04419	1.32100	Oversupply
9/12/2022 11:07	0:02	SSA2	0.06662	0.82700	Oversupply
9/12/2022 11:09	0:02	SSA3	0.04419	1.86600	Oversupply
9/12/2022 11:09	0:02	SSA2	0.06662	0.86000	Oversupply
9/12/2022 11:11	0:02	SSA3	0.04455	1.15500	Oversupply



Maui Curtailment Report

September 2022

Start Date and Time	Duration (minutes)	IPP Curtailed	Estimated Curtailed MWH	Peak MW Curtailed	Reasons for Curtailment
9/12/2022 11:11	0:02	SSA2	0.06607	0.87500	Oversupply
9/12/2022 11:13	0:02	SSA2	0.06640	0.87600	Oversupply
9/12/2022 11:13	0:02	SSA3	0.04535	1.19300	Oversupply
9/12/2022 11:15	0:01	BS250	Data is not available	Data is not available	Oversupply
9/12/2022 11:15	0:01	KWP11	0.00143	11.24296	Oversupply
9/12/2022 11:15	0:02	SSA2	0.06830	0.55400	Oversupply
9/12/2022 11:15	0:02	SSA3	0.04144	0.03800	Oversupply
9/12/2022 11:17	0:02	SSA2	0.06774	0.87300	Oversupply
9/12/2022 11:17	0:02	SSA3	0.04110	0.91700	Oversupply
9/12/2022 11:19	0:02	SSA2	0.06830	0.88100	Oversupply
9/12/2022 11:19	0:02	SSA3	0.04144	0.31400	Oversupply
9/12/2022 11:21	0:02	SSA2	0.06774	0.84100	Oversupply
9/12/2022 11:21	0:02	SSA3	0.04144	0.93300	Oversupply
9/12/2022 11:23	0:02	SSA2	0.06830	0.88300	Oversupply
9/12/2022 11:23	0:02	SSA3	0.04110	0.70700	Oversupply
9/12/2022 11:25	0:02	SSA2	0.06830	0.85600	Oversupply
9/12/2022 11:25	0:02	SSA3	0.04110	0.15200	Oversupply
9/12/2022 11:27	0:02	SSA2	0.06774	0.86000	Oversupply
9/12/2022 11:27	0:02	SSA3	0.04144	1.61100	Oversupply
9/12/2022 11:29	0:02	SSA2	0.08153	0.85800	Oversupply
9/12/2022 11:29	0:02	SSA3	0.05230	0.91100	Oversupply
9/12/2022 11:31	0:10	BS250	Data is not available	Data is not available	Oversupply
9/12/2022 11:31	0:10	SSA2	0.44529	0.23700	Oversupply
9/12/2022 11:31	0:10	SSA3	0.43670	-0.00800	Oversupply
9/12/2022 11:32	0:09	KWP11	0.25777	11.90660	Oversupply
9/12/2022 11:41	0:02	SSA2	0.08921	0.06300	Oversupply
9/12/2022 11:41	0:02	SSA3	0.08777	0.08000	Oversupply
9/12/2022 11:43	0:02	SSA2	0.08578	0.86100	Oversupply
9/12/2022 11:43	0:02	SSA3	0.08233	0.96100	Oversupply
9/12/2022 11:45	0:02	SSA2	0.07033	0.88000	Oversupply
9/12/2022 11:45	0:02	SSA3	0.05950	1.14300	Oversupply
9/12/2022 11:47	0:02	SSA2	0.07092	0.88300	Oversupply
9/12/2022 11:47	0:02	SSA3	0.05999	0.72400	Oversupply
9/12/2022 11:49	0:02	SSA2	0.07092	0.71800	Oversupply
9/12/2022 11:49	0:02	SSA3	0.05999	1.37900	Oversupply
9/12/2022 11:51	0:02	SSA3	0.05900	1.82200	Oversupply
9/12/2022 11:52	0:16	17-2	0.14362	0.75000	Oversupply
9/12/2022 11:53	0:02	SSA2	0.07033	0.91600	Oversupply
9/12/2022 11:53	0:02	SSA3	0.06097	1.13600	Oversupply
9/12/2022 11:54	0:04	BS250	Data is not available	Data is not available	Oversupply
9/12/2022 11:55	0:02	SSA2	0.07151	0.81300	Oversupply
9/12/2022 11:55	0:02	SSA3	0.05950	0.12500	Oversupply
9/12/2022 11:57	0:02	SSA2	0.07092	0.01900	Oversupply
9/12/2022 11:57	0:02	SSA3	0.05999	0.20000	Oversupply
9/12/2022 11:59	0:02	SSA2	0.04198	0.95200	Oversupply
9/12/2022 11:59	0:02	SSA3	0.04182	0.53600	Oversupply
9/12/2022 12:01	0:02	SSA2	0.02837	0.43600	Oversupply
9/12/2022 12:01	0:02	SSA3	0.03829	0.63000	Oversupply
9/12/2022 12:03	0:02	SSA2	0.02837	1.58500	Oversupply
9/12/2022 12:03	0:02	SSA3	0.03860	0.66700	Oversupply
9/12/2022 12:05	0:02	SSA2	0.02837	2.31700	Oversupply
9/12/2022 12:05	0:02	SSA3	0.03860	1.61400	Oversupply
9/12/2022 12:09	0:02	SSA3	0.03860	2.10800	Oversupply
9/12/2022 12:10	0:02	17-2	0.00514	0.24000	Oversupply
9/12/2022 12:16	0:06	17-2	0.04828	0.75000	Oversupply
9/12/2022 12:17	0:02	SSA2	0.00907	2.63400	Oversupply
9/12/2022 12:19	0:02	SSA2	0.00907	2.32100	Oversupply
9/12/2022 12:19	0:02	SSA3	0.03623	1.47300	Oversupply
9/12/2022 12:21	0:02	SSA2	0.00900	2.59400	Oversupply
9/12/2022 13:47	0:01	17-2	0.00259	0.75000	Oversupply
9/12/2022 13:51	0:01	17-2	0.00122	0.75000	Oversupply
9/12/2022 13:54	0:02	SSA3	0.04234	1.34100	Oversupply
9/12/2022 13:55	0:27	17-2	0.19132	0.75000	Oversupply
9/12/2022 13:56	0:02	SSA2	0.01096	0.96400	Oversupply
9/12/2022 13:56	0:02	SSA3	0.04305	0.94700	Oversupply
9/12/2022 13:58	0:02	SSA2	0.01328	1.13000	Oversupply
9/12/2022 13:58	0:02	SSA3	0.05547	1.87700	Oversupply
9/12/2022 14:00	0:02	SSA2	0.06256	1.38900	Oversupply
9/12/2022 14:00	0:02	SSA3	0.06819	1.42800	Oversupply
9/12/2022 14:02	0:02	SSA2	0.06205	0.63500	Oversupply
9/12/2022 14:02	0:02	SSA3	0.06819	1.11900	Oversupply
9/12/2022 14:04	0:02	SSA2	0.06256	1.59000	Oversupply
9/12/2022 14:04	0:02	SSA3	0.06932	1.32300	Oversupply



Maui Curtailment Report

September 2022

Start Date and Time	Duration (minutes)	IPP Curtailed	Estimated Curtailed MWH	Peak MW Curtailed	Reasons for Curtailment
9/12/2022 14:06	0:02	SSA2	0.06256	0.46100	Oversupply
9/12/2022 14:06	0:02	SSA3	0.06932	0.23900	Oversupply
9/12/2022 14:08	0:02	SSA2	0.06256	0.73200	Oversupply
9/12/2022 14:08	0:02	SSA3	0.06876	0.03800	Oversupply
9/12/2022 14:09	0:01	BS250	Data is not available	Data is not available	Oversupply
9/12/2022 14:10	0:01	KWPPII	0.00484	9.59634	Oversupply
9/12/2022 14:10	0:02	SSA2	0.06256	0.02600	Oversupply
9/12/2022 14:10	0:02	SSA3	0.06876	-0.00300	Oversupply
9/12/2022 14:12	0:02	SSA2	0.06256	0.86700	Oversupply
9/12/2022 14:12	0:02	SSA3	0.06932	-0.00200	Oversupply
9/12/2022 14:14	0:02	SSA2	0.02816	0.87300	Oversupply
9/12/2022 14:14	0:02	SSA3	0.03016	0.13000	Oversupply
9/12/2022 14:16	0:02	SSA2	0.01780	1.11000	Oversupply
9/12/2022 14:16	0:02	SSA3	0.03471	0.80800	Oversupply
9/12/2022 14:18	0:02	SSA2	0.01795	2.29400	Oversupply
9/12/2022 14:20	0:02	SSA2	0.01795	2.22400	Oversupply
9/12/2022 14:25	0:03	17-2	0.01503	0.30600	Oversupply
9/12/2022 14:25	0:02	SSA3	0.03471	1.80900	Oversupply
9/12/2022 14:26	0:02	SSA2	0.01795	2.73300	Oversupply
9/12/2022 14:27	0:02	SSA3	0.03500	1.96600	Oversupply
9/13/2022 2:48	0:16	KWPPII	0.77712	20.81236	Oversupply
9/13/2022 3:17	0:03	KWPPII	0.03572	20.60977	Oversupply
9/13/2022 3:21	0:02	KWPPII	0.00879	20.52894	Oversupply
9/13/2022 3:32	0:08	KWPPII	0.07084	20.74749	Oversupply
9/13/2022 3:41	0:29	KWPPII	0.60307	20.90317	Oversupply
9/13/2022 4:12	0:03	KWPPII	0.02470	20.79639	Oversupply
9/13/2022 4:38	0:05	KWPPII	0.03536	20.66067	Oversupply
9/13/2022 4:46	0:01	KWPPII	0.00728	20.49501	Oversupply
9/13/2022 4:48	0:03	KWPPII	0.00990	20.38723	Oversupply
9/13/2022 4:52	0:01	KWPPII	0.00153	20.28743	Oversupply
9/13/2022 6:42	0:11	BS250	Data is not available	Data is not available	Oversupply
9/13/2022 6:42	0:10	SSA3	0.01025	0.05700	Oversupply
9/13/2022 6:42	0:10	SSA2	0.00373	0.00100	Oversupply
9/13/2022 6:43	0:10	17-2	0.00400	0.02400	Oversupply
9/13/2022 6:43	0:10	KWPPII	0.60270	16.44032	Oversupply
9/13/2022 9:07	0:02	SSA3	0.00416	0.40500	Oversupply
9/13/2022 9:08	0:15	17-2	0.03678	0.19900	Oversupply
9/13/2022 9:09	0:11	BS250	Data is not available	Data is not available	Oversupply
9/13/2022 9:09	0:10	SSA3	0.02229	0.37400	Oversupply
9/13/2022 9:09	0:02	SSA2	0.00554	0.54600	Oversupply
9/13/2022 9:11	0:08	SSA2	0.02425	0.00600	Oversupply
9/13/2022 9:12	0:07	KWPPII	0.21673	20.07786	Oversupply
9/13/2022 9:20	0:02	SSA2	0.00567	0.16200	Oversupply
9/13/2022 9:22	0:02	SSA2	0.00562	0.14400	Oversupply
9/13/2022 9:31	0:05	17-2	0.02547	0.75000	Oversupply
9/13/2022 9:32	0:01	BS250	Data is not available	Data is not available	Oversupply
9/13/2022 9:32	0:02	SSA3	0.00282	0.00300	Oversupply
9/13/2022 9:32	0:02	SSA2	0.00325	0.16700	Oversupply
9/13/2022 9:34	0:02	SSA3	0.00284	0.37300	Oversupply
9/13/2022 9:34	0:02	SSA2	0.00327	0.32400	Oversupply
9/13/2022 9:36	0:02	SSA3	0.00282	0.58700	Oversupply
9/13/2022 9:37	0:06	17-2	0.03399	0.75000	Oversupply
9/13/2022 9:38	0:02	SSA3	0.00286	0.11100	Oversupply
9/13/2022 9:38	0:02	SSA2	0.00325	0.10300	Oversupply
9/13/2022 9:40	0:02	SSA3	0.00284	0.24100	Oversupply
9/13/2022 9:40	0:02	SSA2	0.00325	0.11700	Oversupply
9/13/2022 9:42	0:02	SSA3	0.00284	0.67500	Oversupply
9/13/2022 9:42	0:02	SSA2	0.00325	0.42300	Oversupply
9/13/2022 9:46	0:02	SSA3	0.03193	0.46100	Oversupply
9/13/2022 9:46	0:02	SSA2	0.01899	0.42400	Oversupply
9/13/2022 9:47	0:40	BS250	Data is not available	Data is not available	Oversupply
9/13/2022 9:47	0:43	17-2	0.31335	0.75000	Oversupply
9/13/2022 9:48	0:40	KWPPII	4.88243	17.98914	Oversupply
9/13/2022 9:48	0:40	SSA3	0.81845	-0.00300	Oversupply
9/13/2022 9:48	0:40	SSA2	0.53302	0.00200	Oversupply
9/13/2022 10:28	0:02	SSA2	0.02400	0.43100	Oversupply
9/13/2022 10:28	0:02	SSA3	0.03919	0.55500	Oversupply
9/13/2022 10:40	0:03	17-2	0.02093	0.71200	Oversupply
9/13/2022 10:40	0:02	SSA2	-0.00044	2.66000	Oversupply
9/13/2022 10:40	0:02	SSA3	0.02974	1.87200	Oversupply
9/13/2022 10:42	0:02	SSA2	-0.00044	1.71200	Oversupply
9/13/2022 11:01	0:05	17-2	0.02080	0.75000	Oversupply
9/13/2022 11:02	0:02	SSA2	-0.00392	1.13700	Oversupply



Maui Curtailment Report

September 2022

Start Date and Time	Duration (minutes)	IPP Curtailed	Estimated Curtailed MWH	Peak MW Curtailed	Reasons for Curtailment
9/13/2022 11:09	1:41	17-2	0.94738	0.75000	Oversupply
9/13/2022 11:14	0:02	SSA2	0.04378	1.43500	Oversupply
9/13/2022 11:14	0:02	SSA3	0.01552	0.07100	Oversupply
9/13/2022 11:16	1:30	BS250	Data is not available	Data is not available	Oversupply
9/13/2022 11:16	1:31	SSA2	1.85218	0.03000	Oversupply
9/13/2022 11:16	1:29	SSA3	1.67630	0.00600	Oversupply
9/13/2022 11:17	1:20	KWP11	8.17531	19.96110	Oversupply
9/13/2022 12:38	0:08	KWP11	0.16799	16.56007	Oversupply
9/13/2022 12:45	0:02	SSA3	0.00665	0.04600	Oversupply
9/13/2022 12:47	0:02	SSA2	0.00611	0.57400	Oversupply
9/13/2022 12:47	0:02	SSA3	0.00660	0.47600	Oversupply
9/13/2022 12:51	0:09	17-2	0.06557	0.75000	Oversupply
9/13/2022 12:51	0:02	SSA2	0.00611	1.03500	Oversupply
9/13/2022 12:51	0:02	SSA3	0.00671	0.53900	Oversupply
9/13/2022 12:52	0:01	BS250	Data is not available	Data is not available	Oversupply
9/13/2022 12:53	0:02	SSA2	0.00606	0.51900	Oversupply
9/13/2022 12:53	0:02	SSA3	0.00660	0.57300	Oversupply
9/13/2022 12:55	0:02	SSA2	0.00616	0.63800	Oversupply
9/13/2022 12:57	0:02	SSA2	0.00611	0.82300	Oversupply
9/13/2022 13:38	1:29	17-2	0.52207	0.75000	Oversupply
9/13/2022 13:38	0:02	SSA3	0.00995	0.48800	Oversupply
9/13/2022 13:39	0:02	SSA2	0.00505	0.81400	Oversupply
9/13/2022 13:40	0:02	SSA3	0.00978	0.49900	Oversupply
9/13/2022 13:41	1:23	SSA2	2.34857	0.20000	Oversupply
9/13/2022 13:42	1:21	SSA3	0.94029	0.01300	Oversupply
9/13/2022 13:44	1:19	BS250	Data is not available	Data is not available	Oversupply
9/13/2022 13:44	0:01	KWP11	0.00302	17.42729	Oversupply
9/13/2022 13:46	1:18	KWP11	8.41006	20.29442	Oversupply
9/13/2022 15:02	0:02	SSA3	0.00659	-0.00200	Oversupply
9/13/2022 15:04	0:02	SSA2	0.01742	0.01600	Oversupply
9/13/2022 15:04	0:02	SSA3	0.00670	0.30000	Oversupply
9/13/2022 15:06	0:02	SSA2	0.01742	1.45800	Oversupply
9/13/2022 22:15	0:25	KWP11	0.94094	20.51696	Oversupply
9/13/2022 22:44	0:02	KWP11	0.00285	18.44421	Oversupply
9/13/2022 23:31	1:42	KWP11	16.68161	20.95107	Oversupply
9/14/2022 1:37	0:08	KWP11	0.12204	17.53308	Oversupply
9/14/2022 1:47	0:03	KWP11	0.01001	16.94029	Oversupply
9/14/2022 2:11	0:01	KWP11	0.00872	13.04028	Oversupply
9/14/2022 2:14	0:14	KWP11	0.27673	11.64115	Oversupply
9/14/2022 2:35	0:01	KWP11	0.00469	9.93963	Oversupply
9/14/2022 2:45	0:01	KWP11	0.00146	12.66505	Oversupply
9/14/2022 2:47	0:59	KWP11	5.64048	18.73362	Oversupply
9/14/2022 3:49	0:05	KWP11	0.08645	18.60089	Oversupply
9/14/2022 4:21	0:01	KWP11	0.00715	15.62598	Oversupply
9/14/2022 4:23	0:23	KWP11	2.05412	19.33638	Oversupply
9/14/2022 7:25	0:01	17-2	0.00056	0.20600	Oversupply
9/14/2022 8:36	0:27	17-2	0.23521	0.61100	Oversupply
9/14/2022 8:36	0:02	SSA3	0.01992	0.93600	Oversupply
9/14/2022 8:38	0:02	SSA3	0.01976	0.95800	Oversupply
9/14/2022 8:39	0:02	SSA2	0.00856	1.25400	Oversupply
9/14/2022 8:40	0:02	SSA3	0.01992	0.94100	Oversupply
9/14/2022 8:41	0:02	SSA2	0.00849	0.40200	Oversupply
9/14/2022 8:42	0:02	SSA3	0.01992	0.60600	Oversupply
9/14/2022 8:43	0:12	SSA2	0.21405	0.36300	Oversupply
9/14/2022 8:44	0:11	BS250	Data is not available	Data is not available	Oversupply
9/14/2022 8:44	0:12	SSA3	0.26903	-0.00200	Oversupply
9/14/2022 8:45	0:12	KWP11	0.13853	12.67104	Oversupply
9/14/2022 8:55	0:02	SSA2	0.03939	0.04700	Oversupply
9/14/2022 8:56	0:02	SSA3	0.04605	0.30100	Oversupply
9/14/2022 8:57	0:02	SSA2	0.03939	0.13500	Oversupply
9/14/2022 8:58	0:02	SSA3	0.03294	0.67200	Oversupply
9/14/2022 8:59	0:02	SSA2	0.01638	0.22900	Oversupply
9/14/2022 9:00	0:02	SSA3	0.02459	0.42700	Oversupply
9/14/2022 9:01	0:02	SSA2	0.01362	0.70700	Oversupply
9/14/2022 9:04	0:10	17-2	0.09165	0.68100	Oversupply
9/14/2022 9:05	0:02	SSA3	0.02479	1.13900	Oversupply
9/14/2022 9:05	0:02	SSA2	0.01374	0.48200	Oversupply
9/14/2022 9:07	0:02	SSA3	0.02439	0.17300	Oversupply
9/14/2022 9:07	0:02	SSA2	0.01374	1.01000	Oversupply
9/14/2022 9:09	0:02	SSA3	0.02459	1.16200	Oversupply
9/14/2022 9:09	0:04	SSA2	0.02736	1.39500	Oversupply
9/14/2022 9:11	0:02	SSA3	0.02479	0.73000	Oversupply
9/14/2022 9:13	0:02	SSA3	0.02394	0.77700	Oversupply



Maui Curtailment Report

September 2022

Start Date and Time	Duration (minutes)	IPP Curtailed	Estimated Curtailed MWH	Peak MW Curtailed	Reasons for Curtailment
9/14/2022 9:17	0:04	17-2	0.04357	0.74300	Oversupply
9/14/2022 9:19	0:02	SSA3	0.01869	1.22000	Oversupply
9/14/2022 9:19	0:02	SSA2	0.00007	1.29800	Oversupply
9/14/2022 9:22	0:02	17-2	0.02286	0.75000	Oversupply
9/14/2022 9:32	0:04	17-2	0.03260	0.72100	Oversupply
9/14/2022 9:34	0:02	SSA2	-0.00343	1.83100	Oversupply
9/14/2022 9:37	0:01	17-2	0.00817	0.73200	Oversupply
9/14/2022 9:40	0:11	17-2	0.10577	0.75000	Oversupply
9/14/2022 9:41	0:02	SSA3	0.02297	1.36200	Oversupply
9/14/2022 9:42	0:02	SSA2	-0.00343	1.92700	Oversupply
9/14/2022 9:46	0:02	SSA2	-0.00192	1.96100	Oversupply
9/14/2022 9:48	0:02	SSA2	-0.00188	1.95500	Oversupply
9/14/2022 9:50	0:02	SSA2	-0.00190	2.01500	Oversupply
9/14/2022 9:54	0:01	17-2	0.01192	0.75000	Oversupply
9/14/2022 10:14	0:04	17-2	0.03836	0.75000	Oversupply
9/14/2022 10:19	0:36	17-2	0.34142	0.75000	Oversupply
9/14/2022 10:20	0:02	SSA2	-0.00048	2.02000	Oversupply
9/14/2022 10:24	0:02	SSA2	-0.00048	2.17200	Oversupply
9/14/2022 10:28	0:02	SSA2	0.00119	2.39600	Oversupply
9/14/2022 10:30	0:02	SSA2	0.01284	2.42400	Oversupply
9/14/2022 10:32	0:02	SSA2	0.01295	2.43700	Oversupply
9/14/2022 10:34	0:02	SSA2	0.01295	2.20600	Oversupply
9/14/2022 10:36	0:02	SSA2	0.01295	1.84400	Oversupply
9/14/2022 10:38	0:02	SSA2	0.01284	1.79900	Oversupply
9/14/2022 10:40	0:02	SSA2	0.01295	2.38800	Oversupply
9/14/2022 10:41	0:02	SSA3	0.02949	1.64400	Oversupply
9/14/2022 10:42	0:02	SSA2	0.01295	1.56200	Oversupply
9/14/2022 10:43	0:02	SSA3	0.02781	1.70500	Oversupply
9/14/2022 10:44	0:02	SSA2	0.00284	2.06500	Oversupply
9/14/2022 10:45	0:02	SSA3	0.03121	1.66000	Oversupply
9/14/2022 10:47	0:02	SSA3	0.03121	1.68400	Oversupply
9/14/2022 10:48	0:02	SSA2	0.00482	2.43600	Oversupply
9/14/2022 10:50	0:02	SSA3	0.03096	1.71800	Oversupply
9/14/2022 10:50	0:02	SSA2	0.00482	2.20300	Oversupply
9/14/2022 10:52	0:02	SSA3	0.03147	1.75200	Oversupply
9/14/2022 10:52	0:02	SSA2	0.00482	2.10500	Oversupply
9/14/2022 12:34	0:01	17-2	0.00122	0.75000	Oversupply
9/14/2022 12:56	0:01	17-2	0.00170	0.75000	Oversupply
9/14/2022 13:11	0:26	17-2	0.29803	0.75000	Oversupply
9/14/2022 13:11	0:02	SSA3	0.03355	1.91700	Oversupply
9/14/2022 13:11	0:02	SSA2	0.00915	2.82200	Oversupply
9/14/2022 13:13	0:02	SSA3	0.03720	1.61900	Oversupply
9/14/2022 13:13	0:02	SSA2	0.02472	1.10900	Oversupply
9/14/2022 13:15	0:02	SSA3	0.06845	1.68500	Oversupply
9/14/2022 13:15	0:02	SSA2	0.06767	1.83200	Oversupply
9/14/2022 13:17	0:02	SSA3	0.06733	1.85800	Oversupply
9/14/2022 13:17	0:02	SSA2	0.06823	2.18400	Oversupply
9/14/2022 13:19	0:02	SSA3	0.06789	0.97600	Oversupply
9/14/2022 13:19	0:02	SSA2	0.06823	0.49000	Oversupply
9/14/2022 13:20	0:01	BS250	Data is not available	Data is not available	Oversupply
9/14/2022 13:21	0:02	SSA3	0.06789	0.34900	Oversupply
9/14/2022 13:21	0:02	SSA2	0.06767	0.49800	Oversupply
9/14/2022 13:23	0:02	SSA3	0.06789	1.07400	Oversupply
9/14/2022 13:23	0:02	SSA2	0.06823	0.78000	Oversupply
9/14/2022 13:25	0:02	SSA3	0.06733	1.06400	Oversupply
9/14/2022 13:25	0:02	SSA2	0.06823	1.16400	Oversupply
9/14/2022 13:27	0:04	SSA3	0.11879	0.05000	Oversupply
9/14/2022 13:27	0:04	SSA2	0.11111	0.09500	Oversupply
9/14/2022 13:29	0:01	BS250	Data is not available	Data is not available	Oversupply
9/14/2022 13:29	0:01	KWP11	0.00952	4.85006	Oversupply
9/14/2022 13:31	0:02	SSA3	0.04233	0.86800	Oversupply
9/14/2022 13:31	0:02	SSA2	0.03620	0.86100	Oversupply
9/14/2022 13:33	0:02	SSA3	0.04269	0.99500	Oversupply
9/14/2022 13:33	0:02	SSA2	0.03620	0.89800	Oversupply
9/14/2022 13:39	0:04	17-2	0.02625	0.75000	Oversupply
9/14/2022 17:38	0:01	KWP11	0.00073	0.04391	Oversupply
9/16/2022 9:00	0:02	SSA3	0.01541	1.15900	Oversupply
9/16/2022 9:04	0:02	SSA3	0.01593	1.19700	Oversupply
9/16/2022 9:16	0:02	SSA3	0.01907	1.22800	Oversupply
9/17/2022 9:00	0:02	SSA3	0.01647	1.17200	Oversupply
9/17/2022 9:02	0:02	SSA2	0.00625	1.41500	Oversupply
9/17/2022 9:04	0:02	SSA2	0.00625	0.26400	Oversupply
9/17/2022 9:05	0:02	SSA3	0.01661	0.37900	Oversupply



Maui Curtailment Report

September 2022

Start Date and Time	Duration (minutes)	IPP Curtailed	Estimated Curtailed MWH	Peak MW Curtailed	Reasons for Curtailment
9/17/2022 9:06	0:02	SSA2	0.00620	0.44000	Oversupply
9/17/2022 9:07	0:02	SSA3	0.01647	0.91600	Oversupply
9/17/2022 9:10	0:02	SSA2	0.00625	1.17700	Oversupply
9/17/2022 9:15	0:02	SSA3	0.02059	1.25500	Oversupply
9/17/2022 9:16	0:02	SSA2	0.00388	1.43200	Oversupply
9/17/2022 9:17	0:02	SSA3	0.02093	1.26300	Oversupply
9/17/2022 9:18	0:02	SSA2	0.00388	1.44300	Oversupply
9/17/2022 9:19	0:02	SSA3	0.02059	1.27000	Oversupply
9/17/2022 9:20	0:02	SSA2	0.00388	1.79500	Oversupply
9/17/2022 9:21	0:02	SSA3	0.02076	1.27900	Oversupply
9/17/2022 9:22	0:02	SSA2	0.00388	1.19800	Oversupply
9/17/2022 9:23	0:02	SSA3	0.02093	1.20600	Oversupply
9/17/2022 9:24	0:02	SSA2	0.00384	1.47100	Oversupply
9/17/2022 9:25	0:02	SSA3	0.02076	1.31100	Oversupply
9/17/2022 9:26	0:02	SSA2	0.00388	1.83700	Oversupply
9/17/2022 9:27	0:02	SSA3	0.02059	1.31900	Oversupply
9/17/2022 9:28	0:02	SSA2	0.00111	1.56800	Oversupply
9/17/2022 9:32	0:02	SSA2	0.00286	2.07600	Oversupply
9/17/2022 9:33	0:02	SSA3	0.02072	1.35800	Oversupply
9/17/2022 9:34	0:02	SSA2	0.00286	1.74900	Oversupply
9/17/2022 9:35	0:02	SSA3	0.02055	1.36700	Oversupply
9/17/2022 9:36	0:02	SSA2	0.00286	1.41500	Oversupply
9/17/2022 9:37	0:02	SSA3	0.02038	1.38100	Oversupply
9/17/2022 9:38	0:02	SSA2	0.00286	1.59300	Oversupply
9/17/2022 9:39	0:02	SSA3	0.02072	1.38800	Oversupply
9/17/2022 9:40	0:02	SSA2	0.00283	2.05100	Oversupply
9/17/2022 9:42	0:02	SSA2	0.00286	2.12800	Oversupply
9/17/2022 9:43	0:02	SSA3	0.02033	1.40600	Oversupply
9/17/2022 9:59	0:02	SSA3	0.02569	1.48000	Oversupply
9/17/2022 10:02	0:02	SSA2	0.00338	0.67900	Oversupply
9/17/2022 10:10	0:02	SSA2	0.00338	0.43000	Oversupply
9/17/2022 10:11	0:02	SSA3	0.03057	1.08500	Oversupply
9/17/2022 10:12	0:02	SSA2	0.00341	0.23200	Oversupply
9/17/2022 10:13	0:02	SSA3	0.02826	1.03000	Oversupply
9/17/2022 10:14	0:02	SSA2	-0.00046	0.43100	Oversupply
9/17/2022 10:15	0:02	SSA3	0.02757	1.52500	Oversupply
9/17/2022 10:29	0:02	SSA3	0.03843	1.61500	Oversupply
9/17/2022 10:33	0:02	SSA2	0.01493	0.78700	Oversupply
9/17/2022 10:33	0:02	SSA3	0.04484	1.63500	Oversupply
9/17/2022 10:35	0:02	SSA2	0.01506	0.57000	Oversupply
9/17/2022 10:35	0:02	SSA3	0.04484	1.60600	Oversupply
9/17/2022 10:37	0:02	SSA2	0.01506	0.44800	Oversupply
9/17/2022 10:37	0:02	SSA3	0.04448	0.95700	Oversupply
9/17/2022 10:39	0:02	SSA2	0.01493	0.32700	Oversupply
9/17/2022 10:39	0:02	SSA3	0.04484	0.84100	Oversupply
9/17/2022 10:41	0:02	SSA2	0.01506	0.29500	Oversupply
9/17/2022 10:41	0:02	SSA3	0.04411	0.66500	Oversupply
9/17/2022 10:43	0:02	SSA2	0.01466	0.51800	Oversupply
9/17/2022 10:43	0:02	SSA3	0.04844	0.97400	Oversupply
9/17/2022 10:45	0:02	SSA2	0.02960	0.84100	Oversupply
9/17/2022 10:45	0:02	SSA3	0.04518	0.94900	Oversupply
9/17/2022 10:47	0:02	SSA2	0.02936	1.10900	Oversupply
9/17/2022 10:47	0:02	SSA3	0.04556	0.96100	Oversupply
9/17/2022 10:49	0:02	SSA2	0.02960	0.96000	Oversupply
9/17/2022 10:49	0:02	SSA3	0.04518	0.48900	Oversupply
9/17/2022 10:51	0:02	SSA2	0.02960	0.86000	Oversupply
9/17/2022 10:51	0:02	SSA3	0.04518	0.76500	Oversupply
9/17/2022 10:53	0:02	SSA2	0.02936	0.63500	Oversupply
9/17/2022 10:53	0:02	SSA3	0.04593	1.53800	Oversupply
9/17/2022 10:55	0:02	SSA2	0.02985	0.78200	Oversupply
9/17/2022 10:55	0:02	SSA3	0.04631	0.96600	Oversupply
9/17/2022 10:57	0:02	SSA2	0.02936	0.62800	Oversupply
9/17/2022 10:58	0:02	SSA3	0.04536	1.01100	Oversupply
9/17/2022 10:59	0:02	SSA2	0.02160	0.52400	Oversupply
9/17/2022 11:00	0:02	SSA3	0.03059	1.59400	Oversupply
9/17/2022 11:02	0:02	SSA3	0.03059	1.72000	Oversupply
9/17/2022 11:04	0:02	SSA3	0.03059	1.72700	Oversupply
9/17/2022 11:05	0:02	SSA2	0.00298	1.14800	Oversupply
9/17/2022 11:06	0:02	SSA3	0.03034	1.60600	Oversupply
9/17/2022 11:08	0:02	SSA3	0.03085	1.59100	Oversupply
9/17/2022 11:09	0:02	SSA2	0.00296	1.83200	Oversupply
9/17/2022 11:11	0:02	SSA2	0.00298	1.97300	Oversupply
9/17/2022 11:12	0:02	SSA3	0.03034	1.76300	Oversupply



Maui Curtailment Report

September 2022

Start Date and Time	Duration (minutes)	IPP Curtailed	Estimated Curtailed MWH	Peak MW Curtailed	Reasons for Curtailment
9/17/2022 11:13	0:02	SSA2	0.00678	0.83700	Oversupply
9/17/2022 11:14	0:02	SSA3	0.05449	1.64700	Oversupply
9/17/2022 11:15	0:02	SSA2	0.04335	0.55200	Oversupply
9/17/2022 11:16	0:02	SSA3	0.07435	1.76700	Oversupply
9/17/2022 11:17	0:02	SSA2	0.04335	0.46800	Oversupply
9/17/2022 11:18	0:02	SSA3	0.07558	1.11000	Oversupply
9/17/2022 11:19	0:02	SSA2	0.04299	0.35300	Oversupply
9/17/2022 11:20	0:02	SSA3	0.07497	0.41100	Oversupply
9/17/2022 11:21	0:01	BS250	Data is not available	Data is not available	Oversupply
9/17/2022 11:21	0:01	KWPPI	0.00847	0.50796	Oversupply
9/17/2022 11:21	0:02	SSA2	0.04335	0.03400	Oversupply
9/17/2022 11:22	0:02	SSA3	0.07435	-0.00500	Oversupply
9/17/2022 11:23	0:02	SSA2	0.04335	0.59000	Oversupply
9/17/2022 11:24	0:02	SSA3	0.07435	-0.00400	Oversupply
9/17/2022 11:25	0:02	SSA2	0.04335	0.80400	Oversupply
9/17/2022 11:26	0:02	SSA3	0.07558	-0.00300	Oversupply
9/17/2022 11:27	0:02	SSA2	0.04335	0.68700	Oversupply
9/17/2022 11:28	0:02	SSA3	0.06595	0.46600	Oversupply
9/17/2022 11:29	0:02	SSA2	0.02433	0.51000	Oversupply
9/17/2022 11:30	0:02	SSA3	0.04039	1.03400	Oversupply
9/17/2022 11:31	0:02	SSA2	0.01486	0.71400	Oversupply
9/17/2022 11:40	0:02	SSA3	0.04072	1.81400	Oversupply
9/17/2022 11:41	0:02	SSA2	0.01474	1.74500	Oversupply
9/17/2022 11:42	0:02	SSA3	0.04072	1.12600	Oversupply
9/17/2022 11:43	0:02	SSA2	0.02463	1.36800	Oversupply
9/17/2022 11:44	0:02	SSA3	0.08232	1.27900	Oversupply
9/17/2022 11:45	0:02	SSA2	0.09076	0.48600	Oversupply
9/17/2022 11:46	0:02	SSA3	0.09184	0.61500	Oversupply
9/17/2022 11:47	0:02	SSA2	0.09001	0.66900	Oversupply
9/17/2022 11:48	0:02	BS250	Data is not available	Data is not available	Oversupply
9/17/2022 11:48	0:08	KWPPI	0.04828	1.19056	Oversupply
9/17/2022 11:48	0:02	SSA3	0.09184	-0.00800	Oversupply
9/17/2022 11:49	0:02	SSA2	0.09076	0.03900	Oversupply
9/17/2022 11:50	0:02	SSA3	0.09184	-0.00500	Oversupply
9/17/2022 11:51	0:25	BS250	Data is not available	Data is not available	Oversupply
9/17/2022 11:51	0:02	SSA2	0.09076	0.10500	Oversupply
9/17/2022 11:52	0:04	SSA3	0.18292	-0.00300	Oversupply
9/17/2022 11:53	0:04	SSA2	0.18151	0.02800	Oversupply
9/17/2022 11:56	0:20	SSA3	0.93112	-0.00500	Oversupply
9/17/2022 11:57	0:20	SSA2	0.92514	0.00200	Oversupply
9/17/2022 11:58	0:18	KWPPI	0.27805	1.59473	Oversupply
9/17/2022 11:59	0:02	AWE	0.00603	20.50000	Oversupply
9/17/2022 12:05	0:06	AWE	0.07605	20.90000	Oversupply
9/17/2022 12:12	0:01	AWE	0.00224	18.40000	Oversupply
9/17/2022 12:17	0:02	SSA3	0.07495	0.28900	Oversupply
9/17/2022 12:17	0:02	SSA2	0.07495	0.32900	Oversupply
9/17/2022 12:18	0:01	KWPPI	0.00079	0.93309	Oversupply
9/17/2022 12:19	0:02	SSA3	0.07557	0.39000	Oversupply
9/17/2022 12:19	0:02	SSA2	0.07495	0.27200	Oversupply
9/17/2022 12:20	0:02	BS250	Data is not available	Data is not available	Oversupply
9/17/2022 12:21	0:01	KWPPI	0.00890	0.82830	Oversupply
9/17/2022 12:21	0:02	SSA3	0.07495	0.05600	Oversupply
9/17/2022 12:21	0:02	SSA2	0.07495	0.04500	Oversupply
9/17/2022 12:23	0:02	SSA3	0.07495	0.89200	Oversupply
9/17/2022 12:23	0:02	SSA2	0.07495	0.92000	Oversupply
9/17/2022 12:25	0:02	SSA3	0.07495	1.32100	Oversupply
9/17/2022 12:25	0:02	SSA2	0.07495	1.54100	Oversupply
9/17/2022 12:27	0:02	SSA3	0.07557	1.10900	Oversupply
9/17/2022 12:27	0:02	SSA2	0.07433	1.26300	Oversupply
9/17/2022 12:29	0:01	KWPPI	0.00112	3.30722	Oversupply
9/17/2022 12:29	0:02	SSA3	0.05957	0.44600	Oversupply
9/17/2022 12:29	0:02	SSA2	0.04257	0.73900	Oversupply
9/17/2022 12:31	0:02	SSA3	0.04714	1.32600	Oversupply
9/17/2022 12:31	0:02	SSA2	0.03833	1.53900	Oversupply
9/17/2022 12:33	0:02	SSA3	0.04792	1.75800	Oversupply
9/17/2022 12:33	0:02	SSA2	0.03897	1.91700	Oversupply
9/17/2022 12:35	0:02	SSA2	0.03865	2.86300	Oversupply
9/17/2022 12:37	0:02	SSA3	0.04714	1.81500	Oversupply
9/17/2022 12:37	0:02	SSA2	0.03833	2.46800	Oversupply
9/17/2022 12:39	0:02	SSA3	0.04714	1.81000	Oversupply
9/17/2022 12:39	0:02	SSA2	0.03865	1.92700	Oversupply
9/17/2022 12:41	0:02	SSA3	0.04753	1.40500	Oversupply
9/17/2022 12:41	0:02	SSA2	0.03865	1.46900	Oversupply



Maui Curtailment Report

September 2022

Start Date and Time	Duration (minutes)	IPP Curtailed	Estimated Curtailed MWH	Peak MW Curtailed	Reasons for Curtailment
9/17/2022 12:43	0:02	SSA3	0.05140	0.56000	Oversupply
9/17/2022 12:43	0:02	SSA2	0.05607	0.66500	Oversupply
9/17/2022 12:45	0:02	SSA3	0.08096	1.39800	Oversupply
9/17/2022 12:45	0:02	SSA2	0.07433	1.29800	Oversupply
9/17/2022 12:47	0:02	SSA3	0.07963	1.09600	Oversupply
9/17/2022 12:47	0:02	SSA2	0.07495	1.23600	Oversupply
9/17/2022 12:49	0:02	SSA3	0.08096	0.49000	Oversupply
9/17/2022 12:49	0:02	SSA2	0.07495	0.36800	Oversupply
9/17/2022 12:50	0:04	BS250	Data is not available	Data is not available	Oversupply
9/17/2022 12:51	0:01	KWPPI	0.00057	1.63365	Oversupply
9/17/2022 12:51	0:04	SSA3	0.15993	-0.00500	Oversupply
9/17/2022 12:51	0:02	SSA2	0.07433	0.00100	Oversupply
9/17/2022 12:53	0:01	KWPPI	0.00867	1.66758	Oversupply
9/17/2022 12:53	0:02	SSA2	0.07557	0.03400	Oversupply
9/17/2022 12:55	0:04	SSA3	0.15993	-0.00300	Oversupply
9/17/2022 12:56	0:02	SSA2	0.07433	0.49700	Oversupply
9/17/2022 12:57	0:01	BS250	Data is not available	Data is not available	Oversupply
9/17/2022 12:58	0:02	SSA2	0.07431	0.28400	Oversupply
9/17/2022 12:59	0:02	SSA3	0.06789	0.94300	Oversupply
9/17/2022 13:00	0:02	SSA2	0.03274	1.13200	Oversupply
9/17/2022 13:04	0:02	SSA2	0.03301	2.88200	Oversupply
9/17/2022 13:05	0:02	SSA3	0.02865	0.80100	Oversupply
9/17/2022 13:06	0:02	SSA2	0.03274	2.57700	Oversupply
9/17/2022 13:07	0:02	SSA3	0.02865	1.18300	Oversupply
9/17/2022 13:08	0:02	SSA2	0.03301	1.59700	Oversupply
9/17/2022 13:09	0:02	SSA3	0.02865	0.95700	Oversupply
9/17/2022 13:10	0:02	SSA2	0.03329	1.23900	Oversupply
9/17/2022 13:11	0:02	SSA3	0.02842	1.18500	Oversupply
9/17/2022 13:12	0:02	SSA2	0.03274	2.34600	Oversupply
9/17/2022 13:13	0:02	SSA3	0.03440	1.04100	Oversupply
9/17/2022 13:14	0:02	SSA2	0.05870	1.41400	Oversupply
9/17/2022 13:15	0:02	SSA3	0.08318	0.88200	Oversupply
9/17/2022 13:16	0:02	SSA2	0.08167	0.89600	Oversupply
9/17/2022 13:17	0:02	SSA3	0.08318	0.71800	Oversupply
9/17/2022 13:18	0:02	SSA2	0.08100	0.40900	Oversupply
9/17/2022 13:19	0:02	SSA3	0.08318	0.32200	Oversupply
9/17/2022 13:20	0:02	SSA2	0.08235	0.61500	Oversupply
9/17/2022 13:21	0:02	SSA3	0.08182	1.04800	Oversupply
9/17/2022 13:22	0:02	SSA2	0.08167	1.12200	Oversupply
9/17/2022 13:23	0:02	SSA3	0.08318	0.74300	Oversupply
9/17/2022 13:24	0:02	SSA2	0.08100	0.54200	Oversupply
9/17/2022 13:25	0:02	SSA3	0.08386	0.04000	Oversupply
9/17/2022 13:26	0:13	BS250	Data is not available	Data is not available	Oversupply
9/17/2022 13:26	0:02	KWPPI	0.00861	2.32025	Oversupply
9/17/2022 13:26	0:02	SSA2	0.08167	0.03000	Oversupply
9/17/2022 13:27	0:02	SSA3	0.08182	-0.00400	Oversupply
9/17/2022 13:28	0:02	SSA2	0.08214	0.22100	Oversupply
9/17/2022 13:29	0:10	KWPPI	0.24744	2.86214	Oversupply
9/17/2022 13:29	0:10	SSA3	0.40925	-0.00400	Oversupply
9/17/2022 13:30	0:10	SSA2	0.42783	0.00400	Oversupply
9/17/2022 13:39	0:02	SSA3	0.08100	0.34300	Oversupply
9/17/2022 13:40	0:01	BS250	Data is not available	Data is not available	Oversupply
9/17/2022 13:40	0:02	SSA2	0.08642	0.27500	Oversupply
9/17/2022 13:41	0:02	SSA3	0.08167	1.26700	Oversupply
9/17/2022 13:42	0:02	SSA2	0.08571	1.01700	Oversupply
9/17/2022 13:43	0:02	SSA3	0.08377	0.43500	Oversupply
9/17/2022 13:44	0:02	SSA2	0.09117	0.29400	Oversupply
9/17/2022 13:45	0:01	BS250	Data is not available	Data is not available	Oversupply
9/17/2022 13:45	0:02	SSA3	0.08428	0.61900	Oversupply
9/17/2022 13:46	0:02	SSA2	0.09285	0.74500	Oversupply
9/17/2022 13:47	0:26	SSA3	1.09133	0.01600	Oversupply
9/17/2022 13:48	0:26	BS250	Data is not available	Data is not available	Oversupply
9/17/2022 13:48	0:26	SSA2	1.17616	0.02200	Oversupply
9/17/2022 13:50	0:24	KWPPI	0.70694	3.02281	Oversupply
9/17/2022 13:51	0:01	AWE	0.00518	19.40000	Oversupply
9/17/2022 13:54	0:02	AWE	0.00501	18.70000	Oversupply
9/17/2022 13:58	0:01	AWE	0.00023	18.30000	Oversupply
9/17/2022 14:00	0:01	AWE	0.00357	19.10000	Oversupply
9/17/2022 14:14	0:02	SSA3	0.06609	0.22400	Oversupply
9/17/2022 14:14	0:02	SSA2	0.05797	1.01700	Oversupply
9/17/2022 14:16	0:02	SSA3	0.04001	1.03200	Oversupply
9/17/2022 14:16	0:02	SSA2	0.04527	0.92100	Oversupply
9/17/2022 14:18	0:02	SSA3	0.04001	0.58100	Oversupply



Maui Curtailment Report

September 2022

Start Date and Time	Duration (minutes)	IPP Curtailed	Estimated Curtailed MWH	Peak MW Curtailed	Reasons for Curtailment
9/17/2022 14:18	0:02	SSA2	0.04490	0.62100	Oversupply
9/17/2022 14:20	0:02	SSA3	0.04034	0.18700	Oversupply
9/17/2022 14:20	0:02	SSA2	0.04527	0.29100	Oversupply
9/17/2022 14:22	0:02	SSA3	0.04034	1.22400	Oversupply
9/17/2022 14:22	0:02	SSA2	0.04527	0.92500	Oversupply
9/17/2022 14:24	0:02	SSA3	0.04001	1.33300	Oversupply
9/17/2022 14:24	0:02	SSA2	0.04527	1.61100	Oversupply
9/17/2022 14:26	0:02	SSA3	0.04001	0.74200	Oversupply
9/17/2022 14:26	0:02	SSA2	0.04490	1.01200	Oversupply
9/17/2022 14:28	0:02	SSA3	0.03997	1.58900	Oversupply
9/17/2022 14:32	0:02	SSA3	0.01989	0.70600	Oversupply
9/17/2022 14:32	0:02	SSA2	-0.00138	2.69000	Oversupply
9/17/2022 21:56	0:01	KWPPI	0.00053	0.03193	Oversupply
9/18/2022 7:28	0:01	KWPPI	0.00058	0.03493	Oversupply
9/18/2022 9:13	0:02	SSA2	0.00067	0.67000	Oversupply
9/18/2022 9:15	0:02	SSA2	0.01746	0.66000	Oversupply
9/18/2022 9:17	0:02	SSA2	0.01760	1.31200	Oversupply
9/18/2022 9:19	0:02	SSA2	0.01775	0.70500	Oversupply
9/18/2022 9:20	0:02	SSA3	0.03222	1.24200	Oversupply
9/18/2022 9:21	0:02	SSA2	0.01746	0.69700	Oversupply
9/18/2022 9:22	0:02	SSA3	0.03222	0.48800	Oversupply
9/18/2022 9:23	0:02	SSA2	0.01760	0.02500	Oversupply
9/18/2022 9:24	0:02	SSA3	0.03249	1.17100	Oversupply
9/18/2022 9:26	0:02	SSA2	0.01760	0.59000	Oversupply
9/18/2022 9:27	0:02	SSA3	0.03249	1.10900	Oversupply
9/18/2022 9:28	0:02	SSA2	0.01730	0.43800	Oversupply
9/18/2022 9:29	0:02	SSA3	0.02353	0.19400	Oversupply
9/18/2022 9:30	0:01	AWE	0.00308	19.20000	Oversupply
9/18/2022 9:30	0:02	SSA2	-0.00014	0.11000	Oversupply
9/18/2022 9:32	0:02	SSA2	-0.00014	1.60800	Oversupply
9/18/2022 9:45	0:02	SSA3	0.04707	1.40100	Oversupply
9/18/2022 9:46	0:02	SSA2	0.03499	1.56600	Oversupply
9/18/2022 9:47	0:02	BS250	Data is not available	Data is not available	Oversupply
9/18/2022 9:47	0:02	KWPPI	0.03984	4.29919	Oversupply
9/18/2022 9:47	0:02	SSA3	0.04707	0.01800	Oversupply
9/18/2022 9:48	0:02	SSA2	0.03499	0.01200	Oversupply
9/18/2022 9:49	0:02	SSA3	0.05524	0.13400	Oversupply
9/18/2022 9:50	0:02	SSA2	0.03470	0.34800	Oversupply
9/18/2022 9:51	0:02	SSA3	0.04707	0.03900	Oversupply
9/18/2022 9:52	0:01	BS250	Data is not available	Data is not available	Oversupply
9/18/2022 9:52	0:02	SSA2	0.03499	0.00300	Oversupply
9/18/2022 9:53	0:02	SSA3	0.04707	0.70300	Oversupply
9/18/2022 9:54	0:02	SSA2	0.03499	0.68200	Oversupply
9/18/2022 9:55	0:02	SSA3	0.04707	1.17900	Oversupply
9/18/2022 9:56	0:02	SSA2	0.03470	0.78400	Oversupply
9/18/2022 10:06	0:02	SSA2	0.01493	1.12600	Oversupply
9/18/2022 10:07	0:02	SSA3	0.04470	1.49700	Oversupply
9/18/2022 10:08	0:02	SSA2	0.01506	1.18700	Oversupply
9/18/2022 10:09	0:02	SSA3	0.04433	1.22000	Oversupply
9/18/2022 10:10	0:16	SSA2	0.29998	0.13600	Oversupply
9/18/2022 10:11	0:14	BS250	Data is not available	Data is not available	Oversupply
9/18/2022 10:11	0:14	SSA3	0.48230	0.01600	Oversupply
9/18/2022 10:12	0:13	KWPPI	0.80320	10.42464	Oversupply
9/18/2022 10:25	0:02	SSA3	0.07625	0.07500	Oversupply
9/18/2022 10:26	0:06	SSA2	0.12712	0.23700	Oversupply
9/18/2022 10:27	0:12	SSA3	0.44035	0.00900	Oversupply
9/18/2022 10:28	0:12	BS250	Data is not available	Data is not available	Oversupply
9/18/2022 10:29	0:03	KWPPI	0.07884	11.32979	Oversupply
9/18/2022 10:32	0:02	SSA2	0.03091	0.00400	Oversupply
9/18/2022 10:34	0:02	KWPPI	0.00321	6.04561	Oversupply
9/18/2022 10:34	0:04	SSA2	0.06157	0.00300	Oversupply
9/18/2022 10:37	0:05	KWPPI	0.03243	4.91094	Oversupply
9/18/2022 10:38	0:02	SSA2	0.03091	0.02200	Oversupply
9/18/2022 10:40	0:02	SSA3	0.07440	0.20100	Oversupply
9/18/2022 10:40	0:02	SSA2	0.03091	0.02300	Oversupply
9/18/2022 10:42	0:02	SSA3	0.07379	0.74800	Oversupply
9/18/2022 10:42	0:02	SSA2	0.03091	0.16800	Oversupply
9/18/2022 10:44	0:02	SSA3	0.05382	1.10700	Oversupply
9/18/2022 10:44	0:02	SSA2	0.01474	0.39500	Oversupply
9/18/2022 10:48	0:02	SSA3	0.03182	1.55100	Oversupply
9/18/2022 10:48	0:02	SSA2	0.00363	1.04600	Oversupply
9/18/2022 10:50	0:02	SSA3	0.03156	0.34600	Oversupply
9/18/2022 10:50	0:02	SSA2	0.00363	0.23000	Oversupply



Maui Curtailment Report

September 2022

Start Date and Time	Duration (minutes)	IPP Curtailed	Estimated Curtailed MWH	Peak MW Curtailed	Reasons for Curtailment
9/18/2022 11:06	0:02	SSA3	0.05274	1.75100	Oversupply
9/18/2022 11:06	0:02	SSA2	0.01824	1.45300	Oversupply
9/18/2022 11:08	0:02	SSA3	0.05890	0.78700	Oversupply
9/18/2022 11:08	0:02	SSA2	0.01839	0.52100	Oversupply
9/18/2022 11:10	0:02	SSA3	0.05318	0.70500	Oversupply
9/18/2022 11:10	0:02	SSA2	0.01839	0.02700	Oversupply
9/18/2022 11:12	0:02	SSA3	0.05318	0.66500	Oversupply
9/18/2022 11:12	0:02	SSA2	0.01824	0.79400	Oversupply
9/18/2022 11:14	0:44	BS250	Data is not available	Data is not available	Oversupply
9/18/2022 11:14	0:45	SSA3	1.98587	0.00200	Oversupply
9/18/2022 11:14	0:44	SSA2	1.14807	0.00900	Oversupply
9/18/2022 11:15	0:43	KWP11	5.10838	16.81255	Oversupply
9/18/2022 11:42	0:01	AWE	0.00057	19.90000	Oversupply
9/18/2022 11:58	0:02	SSA2	0.03074	0.78400	Oversupply
9/18/2022 11:59	0:02	SSA3	0.06232	0.61000	Oversupply
9/18/2022 12:01	0:02	SSA2	0.01154	0.87200	Oversupply
9/18/2022 12:01	0:02	SSA3	0.04000	0.94600	Oversupply
9/18/2022 12:03	0:02	SSA3	0.04000	1.16500	Oversupply
9/18/2022 12:15	0:02	SSA2	0.06074	0.93000	Oversupply
9/18/2022 12:15	0:02	SSA3	0.07947	1.79200	Oversupply
9/18/2022 12:17	0:02	SSA2	0.06024	0.07800	Oversupply
9/18/2022 12:17	0:02	SSA3	0.08013	0.27600	Oversupply
9/18/2022 12:19	0:02	SSA2	0.06124	1.07000	Oversupply
9/18/2022 12:19	0:02	SSA3	0.07947	0.90300	Oversupply
9/18/2022 12:21	0:02	SSA2	0.06024	0.04300	Oversupply
9/18/2022 12:21	0:02	SSA3	0.08080	0.35600	Oversupply
9/18/2022 12:22	0:51	BS250	Data is not available	Data is not available	Oversupply
9/18/2022 12:23	0:52	KWP11	4.81666	17.87438	Oversupply
9/18/2022 12:23	0:52	SSA2	1.50074	0.02500	Oversupply
9/18/2022 12:23	0:52	SSA3	2.15023	0.00600	Oversupply
9/18/2022 13:15	1:14	SSA2	3.01570	0.00200	Oversupply
9/18/2022 13:15	1:15	SSA3	3.16185	0.04100	Oversupply
9/18/2022 13:16	1:13	BS250	Data is not available	Data is not available	Oversupply
9/18/2022 13:17	1:13	KWP11	6.29613	18.83441	Oversupply
9/18/2022 14:29	0:02	SSA2	0.03084	0.92600	Oversupply
9/18/2022 14:30	0:02	SSA3	0.02601	0.88100	Oversupply
9/18/2022 14:31	0:02	SSA2	0.01896	1.95100	Oversupply
9/18/2022 14:32	0:02	SSA3	0.02601	1.61800	Oversupply
9/18/2022 14:58	0:02	SSA3	0.03536	1.48700	Oversupply
9/18/2022 15:00	0:02	SSA2	0.07124	2.84000	Oversupply
9/18/2022 15:00	0:02	SSA3	0.05481	1.48200	Oversupply
9/18/2022 15:02	0:02	SSA2	0.07183	0.49500	Oversupply
9/18/2022 15:03	0:02	SSA3	0.05436	0.89500	Oversupply
9/18/2022 15:04	0:02	SSA2	0.07183	0.95200	Oversupply
9/18/2022 15:05	0:02	SSA3	0.05481	1.27500	Oversupply
9/18/2022 15:06	0:02	SSA2	0.07124	0.26200	Oversupply
9/18/2022 15:07	0:02	SSA3	0.05481	0.52900	Oversupply
9/18/2022 15:08	0:03	BS250	Data is not available	Data is not available	Oversupply
9/18/2022 15:08	0:02	SSA2	0.07183	0.21300	Oversupply
9/18/2022 15:09	0:02	SSA3	0.05436	0.01700	Oversupply
9/18/2022 15:10	0:02	SSA2	0.07124	0.00600	Oversupply
9/18/2022 15:11	0:02	SSA3	0.05481	0.14800	Oversupply
9/18/2022 15:12	0:02	BS250	Data is not available	Data is not available	Oversupply
9/18/2022 15:12	0:02	SSA2	0.07183	0.01800	Oversupply
9/18/2022 15:13	0:01	KWP11	0.00594	12.21397	Oversupply
9/18/2022 15:13	0:06	SSA3	0.10930	0.02200	Oversupply
9/18/2022 15:14	0:04	SSA2	0.07167	0.01100	Oversupply
9/18/2022 15:15	0:03	BS250	Data is not available	Data is not available	Oversupply
9/18/2022 15:15	0:04	KWP11	0.09518	15.74374	Oversupply
9/18/2022 15:18	0:02	SSA2	0.02748	0.23800	Oversupply
9/18/2022 15:19	0:02	SSA3	0.02763	0.80800	Oversupply
9/18/2022 15:20	0:02	SSA2	0.02771	1.60400	Oversupply
9/18/2022 15:26	0:02	SSA2	0.02748	2.46600	Oversupply
9/18/2022 15:35	0:02	SSA3	0.00483	0.37200	Oversupply
9/18/2022 15:42	0:02	SSA2	-0.00297	2.45100	Oversupply
9/18/2022 15:45	0:02	SSA3	0.00747	0.21300	Oversupply
9/18/2022 15:46	0:02	SSA2	0.05521	1.22200	Oversupply
9/18/2022 15:47	0:02	SSA3	0.00747	0.21100	Oversupply
9/18/2022 15:48	0:02	SSA2	0.05567	1.34800	Oversupply
9/18/2022 15:49	0:02	SSA3	0.00747	0.21600	Oversupply
9/18/2022 15:50	0:02	SSA2	0.05567	0.72300	Oversupply
9/18/2022 15:51	0:02	BS250	Data is not available	Data is not available	Oversupply
9/18/2022 15:51	0:02	SSA3	0.00747	-0.00200	Oversupply



Maui Curtailment Report

September 2022

Start Date and Time	Duration (minutes)	IPP Curtailed	Estimated Curtailed MWH	Peak MW Curtailed	Reasons for Curtailment
9/18/2022 15:52	0:01	KWP/II	0.01521	17.99912	Oversupply
9/18/2022 15:52	0:02	SSA2	0.05521	0.00600	Oversupply
9/18/2022 15:53	0:02	SSA3	0.00735	0.10100	Oversupply
9/18/2022 15:54	0:02	SSA2	0.05567	0.87000	Oversupply
9/18/2022 15:55	0:06	SSA3	0.02493	-0.00200	Oversupply
9/18/2022 15:56	0:11	BS250	Data is not available	Data is not available	Oversupply
9/18/2022 15:56	0:04	SSA2	0.11610	0.02400	Oversupply
9/18/2022 15:57	0:04	KWP/II	0.04803	18.75757	Oversupply
9/18/2022 16:00	0:02	SSA2	0.06768	0.08400	Oversupply
9/18/2022 16:01	0:04	SSA3	0.04471	0.01800	Oversupply
9/18/2022 16:02	0:02	SSA2	0.06768	0.00100	Oversupply
9/18/2022 16:04	0:03	KWP/II	0.02427	19.30345	Oversupply
9/18/2022 16:04	0:02	SSA2	0.06712	0.00700	Oversupply
9/18/2022 16:05	0:02	SSA3	0.02245	0.02600	Oversupply
9/18/2022 16:06	0:02	SSA2	0.06824	0.56900	Oversupply
9/18/2022 16:07	0:16	SSA3	0.23217	-0.00100	Oversupply
9/18/2022 16:08	0:17	BS250	Data is not available	Data is not available	Oversupply
9/18/2022 16:08	0:16	SSA2	0.50383	0.01100	Oversupply
9/18/2022 16:09	0:24	KWP/II	0.61152	19.49605	Oversupply
9/18/2022 16:24	0:02	SSA3	0.03579	0.08100	Oversupply
9/18/2022 16:24	0:02	SSA2	0.05868	0.01000	Oversupply
9/18/2022 16:26	0:05	BS250	Data is not available	Data is not available	Oversupply
9/18/2022 16:26	0:02	SSA3	0.03550	0.01600	Oversupply
9/18/2022 16:26	0:02	SSA2	0.05868	0.01400	Oversupply
9/18/2022 16:28	0:06	SSA3	0.05906	0.05700	Oversupply
9/18/2022 16:28	0:04	SSA2	0.06470	0.00200	Oversupply
9/18/2022 16:32	0:02	SSA2	0.01872	0.41700	Oversupply
9/18/2022 16:34	0:02	SSA3	0.01203	0.45300	Oversupply
9/18/2022 16:34	0:02	SSA2	0.01857	0.77500	Oversupply
9/18/2022 16:36	0:02	SSA3	0.01223	0.34500	Oversupply
9/18/2022 16:36	0:02	SSA2	0.01872	0.60800	Oversupply
9/18/2022 16:38	0:02	SSA3	0.01223	0.49200	Oversupply
9/18/2022 16:38	0:02	SSA2	0.01872	0.85600	Oversupply
9/18/2022 22:53	0:49	KWP/II	4.03308	19.53797	Oversupply
9/18/2022 23:46	0:01	KWP/II	0.00894	19.49206	Oversupply
9/19/2022 0:07	1:24	KWP/II	13.29561	19.56791	Oversupply
9/19/2022 2:05	3:10	KWP/II	19.95352	19.57888	Oversupply
9/19/2022 5:18	0:08	KWP/II	0.18675	19.52300	Oversupply
9/19/2022 5:38	0:01	KWP/II	0.00846	18.84339	Oversupply
9/19/2022 5:40	0:02	KWP/II	0.01549	18.62085	Oversupply
9/19/2022 5:43	0:17	KWP/II	0.16094	19.56791	Oversupply
9/19/2022 7:17	0:02	SSA3	0.01484	0.28600	Oversupply
9/19/2022 7:18	0:02	SSA2	0.00240	0.09000	Oversupply
9/19/2022 7:19	5:35	SSA3	10.93231	0.09900	Oversupply
9/19/2022 7:20	6:04	SSA2	6.12269	0.00500	Oversupply
9/19/2022 7:21	5:33	BS250	Data is not available	Data is not available	Oversupply
9/19/2022 7:21	5:33	KWP/II	66.05632	20.93211	Oversupply
9/19/2022 9:49	0:05	AWE	0.10451	21.00000	Oversupply
9/19/2022 9:58	0:04	AWE	0.03199	21.00000	Oversupply
9/19/2022 10:03	0:20	AWE	1.09502	21.00000	Oversupply
9/19/2022 10:32	0:14	AWE	0.76590	21.00000	Oversupply
9/19/2022 10:48	0:08	AWE	0.15850	21.00000	Oversupply
9/19/2022 11:00	0:26	AWE	1.81544	21.00000	Oversupply
9/19/2022 11:43	0:04	AWE	0.06962	21.00000	Oversupply
9/19/2022 11:48	0:02	AWE	0.01832	21.00000	Oversupply
9/19/2022 11:51	0:01	AWE	0.00191	21.00000	Oversupply
9/19/2022 12:14	0:04	AWE	0.04832	21.00000	Oversupply
9/19/2022 12:54	0:28	SSA3	1.03861	0.04700	Oversupply
9/19/2022 12:55	0:29	BS250	Data is not available	Data is not available	Oversupply
9/19/2022 12:56	0:29	KWP/II	1.60744	20.86226	Oversupply
9/19/2022 13:23	0:06	SSA3	0.13413	0.03800	Oversupply
9/19/2022 13:24	0:02	SSA2	0.03198	0.26900	Oversupply
9/19/2022 13:25	0:01	BS250	Data is not available	Data is not available	Oversupply
9/19/2022 13:26	0:01	KWP/II	0.00830	20.82034	Oversupply
9/19/2022 13:26	0:02	SSA2	0.03225	0.26100	Oversupply
9/19/2022 13:28	0:02	SSA2	0.02176	0.96500	Oversupply
9/19/2022 13:29	0:02	SSA3	0.04067	1.83400	Oversupply
9/19/2022 13:30	0:02	SSA2	0.02623	0.58400	Oversupply
9/19/2022 13:31	0:02	SSA3	0.07764	1.46600	Oversupply
9/19/2022 13:32	0:02	SSA2	0.02623	0.45800	Oversupply
9/19/2022 13:33	0:02	SSA3	0.07828	1.05000	Oversupply
9/19/2022 13:34	0:02	SSA2	0.02601	0.62800	Oversupply
9/19/2022 13:35	0:02	SSA3	0.07828	0.77500	Oversupply



Maui Curtailment Report

September 2022

Start Date and Time	Duration (minutes)	IPP Curtailed	Estimated Curtailed MWH	Peak MW Curtailed	Reasons for Curtailment
9/19/2022 13:36	0:01	BS250	Data is not available	Data is not available	Oversupply
9/19/2022 13:36	0:02	SSA2	0.02645	0.00300	Oversupply
9/19/2022 13:37	0:02	SSA3	0.07700	-0.00900	Oversupply
9/19/2022 13:39	0:02	SSA2	0.02601	0.38600	Oversupply
9/19/2022 13:39	0:02	SSA3	0.07764	-0.00500	Oversupply
9/19/2022 13:41	0:02	SSA2	0.02623	0.48500	Oversupply
9/19/2022 13:41	0:02	SSA3	0.07764	-0.00400	Oversupply
9/19/2022 13:43	0:02	SSA3	0.07636	0.35600	Oversupply
9/19/2022 13:45	0:02	SSA2	0.00379	2.42700	Oversupply
9/19/2022 14:21	0:02	SSA3	0.00811	0.59300	Oversupply
9/19/2022 14:33	0:02	SSA2	0.04199	2.51500	Oversupply
9/19/2022 14:33	0:02	SSA3	0.04714	0.73900	Oversupply
9/19/2022 14:35	0:14	SSA2	0.24791	0.04300	Oversupply
9/19/2022 14:36	0:12	SSA3	0.24028	0.01500	Oversupply
9/19/2022 14:36	0:12	BS250	Data is not available	Data is not available	Oversupply
9/19/2022 14:36	0:11	KWPII	0.25860	20.96305	Oversupply
9/19/2022 14:48	0:02	SSA3	0.01265	0.53800	Oversupply
9/19/2022 14:49	0:02	SSA2	0.02278	1.17100	Oversupply
9/19/2022 14:50	0:02	SSA3	0.01265	0.63000	Oversupply
9/19/2022 14:51	0:02	SSA2	0.02259	2.13700	Oversupply
9/19/2022 14:52	0:02	SSA3	0.01255	0.62300	Oversupply
9/19/2022 14:53	0:02	SSA2	0.02278	2.12300	Oversupply
9/19/2022 14:54	0:02	SSA3	0.01265	0.41400	Oversupply
9/19/2022 14:55	0:02	SSA2	0.02278	2.22100	Oversupply
9/19/2022 14:56	0:02	SSA3	0.01255	0.75900	Oversupply
9/19/2022 15:09	0:02	SSA2	0.01087	2.57300	Oversupply
9/19/2022 15:10	0:02	SSA3	0.00356	0.48200	Oversupply
9/19/2022 15:12	0:02	SSA3	0.00353	0.45000	Oversupply
9/19/2022 15:25	0:02	SSA2	0.00017	2.02500	Oversupply
9/19/2022 15:29	0:02	SSA2	-0.00323	1.71400	Oversupply
9/19/2022 15:30	0:02	SSA3	0.00587	0.55900	Oversupply
9/19/2022 15:31	0:02	SSA2	0.01306	1.49200	Oversupply
9/19/2022 15:32	0:02	SSA3	0.00592	0.59100	Oversupply
9/19/2022 15:33	0:02	SSA2	0.01317	1.57200	Oversupply
9/19/2022 15:34	0:02	SSA3	0.00592	0.55100	Oversupply
9/19/2022 15:35	0:02	SSA2	0.01317	1.72500	Oversupply
9/19/2022 20:16	0:04	KWPII	0.05042	20.96604	Oversupply
9/19/2022 20:24	0:01	KWPII	0.00411	20.93211	Oversupply
9/19/2022 20:26	0:08	KWPII	0.07370	20.94209	Oversupply
9/19/2022 22:13	0:23	KWPII	0.95502	20.79539	Oversupply
9/19/2022 22:52	0:15	KWPII	0.88575	20.75847	Oversupply
9/19/2022 23:32	0:01	KWPII	0.00319	19.76950	Oversupply
9/19/2022 23:42	0:04	KWPII	0.06531	20.85926	Oversupply
9/19/2022 23:47	0:05	KWPII	0.07342	20.66765	Oversupply
9/20/2022 0:00	0:27	KWPII	1.33850	19.96809	Oversupply
9/20/2022 0:28	0:01	KWPII	0.01008	17.04408	Oversupply
9/20/2022 0:32	5:24	KWPII	73.52425	20.84629	Oversupply
9/20/2022 3:03	0:02	AWE	0.00326	21.00000	Oversupply
9/20/2022 6:21	0:04	BS250	Data is not available	Data is not available	Oversupply
9/20/2022 6:21	0:18	KWPII	0.22577	20.92712	Oversupply
9/20/2022 6:26	0:13	BS250	Data is not available	Data is not available	Oversupply
9/20/2022 7:21	0:02	SSA2	0.00973	0.20600	Oversupply
9/20/2022 7:22	6:33	BS250	Data is not available	Data is not available	Oversupply
9/20/2022 7:23	0:03	KWPII	0.01199	20.81535	Oversupply
9/20/2022 7:23	6:32	SSA3	14.14684	0.00300	Oversupply
9/20/2022 7:23	0:02	SSA2	0.00965	0.00900	Oversupply
9/20/2022 7:25	6:30	SSA2	9.96972	0.00500	Oversupply
9/20/2022 7:27	6:29	KWPII	110.15025	20.83930	Oversupply
9/20/2022 8:02	0:01	AWE	0.01074	20.50000	Oversupply
9/20/2022 8:04	3:34	AWE	41.19055	21.00000	Oversupply
9/20/2022 9:50	0:02	5A	Data is not available	Data is not available	Oversupply
9/20/2022 9:50	0:02	MS	Data is not available	Data is not available	Oversupply
9/20/2022 9:54	0:02	5A	Data is not available	Data is not available	Oversupply
9/20/2022 9:54	0:02	MS	Data is not available	Data is not available	Oversupply
9/20/2022 9:57	0:02	5A	Data is not available	Data is not available	Oversupply
9/20/2022 9:57	0:02	MS	Data is not available	Data is not available	Oversupply
9/20/2022 10:00	0:01	5A	Data is not available	Data is not available	Oversupply
9/20/2022 10:00	0:01	MS	Data is not available	Data is not available	Oversupply
9/20/2022 10:05	0:01	5A	Data is not available	Data is not available	Oversupply
9/20/2022 10:05	0:01	MS	Data is not available	Data is not available	Oversupply
9/20/2022 10:24	0:03	5A	Data is not available	Data is not available	Oversupply
9/20/2022 10:24	0:03	MS	Data is not available	Data is not available	Oversupply
9/20/2022 10:42	0:01	5A	Data is not available	Data is not available	Oversupply



Maui Curtailment Report

September 2022

Start Date and Time	Duration (minutes)	IPP Curtailed	Estimated Curtailed MWH	Peak MW Curtailed	Reasons for Curtailment
9/20/2022 10:42	0:01	MS	Data is not available	Data is not available	Oversupply
9/20/2022 10:49	0:01	5A	Data is not available	Data is not available	Oversupply
9/20/2022 10:49	0:01	MS	Data is not available	Data is not available	Oversupply
9/20/2022 10:52	0:01	5A	Data is not available	Data is not available	Oversupply
9/20/2022 10:52	0:01	MS	Data is not available	Data is not available	Oversupply
9/20/2022 11:39	0:06	AWE	0.09872	14.50000	Oversupply
9/20/2022 11:46	0:01	AWE	0.01462	11.30000	Oversupply
9/20/2022 11:48	0:01	AWE	0.00694	11.90000	Oversupply
9/20/2022 11:58	1:36	AWE	11.86482	21.00000	Oversupply
9/20/2022 13:54	0:02	SSA3	0.07902	-0.00100	Oversupply
9/20/2022 13:56	0:02	SSA2	0.07329	0.60700	Oversupply
9/20/2022 13:56	0:02	SSA3	0.08034	0.49000	Oversupply
9/20/2022 13:58	0:02	SSA2	0.06529	0.72200	Oversupply
9/20/2022 13:58	0:02	SSA3	0.06522	0.61800	Oversupply
9/20/2022 14:00	0:02	SSA2	0.01240	0.60700	Oversupply
9/20/2022 14:00	0:02	SSA3	0.03416	0.34200	Oversupply
9/20/2022 14:12	0:02	SSA2	0.01251	1.56000	Oversupply
9/20/2022 14:12	0:02	SSA3	0.03444	0.74500	Oversupply
9/20/2022 14:16	0:02	SSA2	0.00784	0.52400	Oversupply
9/20/2022 14:16	0:02	SSA3	0.01805	1.36000	Oversupply
9/20/2022 14:18	0:02	SSA3	0.01805	0.87900	Oversupply
9/20/2022 14:20	0:02	SSA2	0.00784	1.39700	Oversupply
9/20/2022 14:20	0:02	SSA3	0.01820	0.69300	Oversupply
9/20/2022 14:22	0:02	SSA2	0.00791	1.69500	Oversupply
9/20/2022 14:22	0:02	SSA3	0.01790	0.72000	Oversupply
9/20/2022 14:24	0:02	SSA2	0.00791	0.64500	Oversupply
9/20/2022 14:24	0:02	SSA3	0.01790	0.47200	Oversupply
9/20/2022 14:25	0:01	BS250	Data is not available	Data is not available	Oversupply
9/20/2022 14:25	0:01	KWPII	0.00370	10.45957	Oversupply
9/20/2022 14:26	0:02	SSA2	0.00791	0.77600	Oversupply
9/20/2022 14:26	0:02	SSA3	0.01805	0.80400	Oversupply
9/20/2022 14:32	0:02	SSA3	0.03482	0.91200	Oversupply
9/20/2022 14:34	0:02	SSA2	0.03072	0.84800	Oversupply
9/20/2022 14:34	0:02	SSA3	0.03425	0.60400	Oversupply
9/20/2022 14:36	0:04	BS250	Data is not available	Data is not available	Oversupply
9/20/2022 14:36	0:04	KWPII	0.08141	13.39256	Oversupply
9/20/2022 14:36	0:04	SSA2	0.06222	0.01500	Oversupply
9/20/2022 14:36	0:02	SSA3	0.03453	-0.00400	Oversupply
9/20/2022 14:38	0:02	SSA3	0.03453	-0.00300	Oversupply
9/20/2022 14:40	0:02	SSA2	0.03072	0.35200	Oversupply
9/20/2022 14:40	0:02	SSA3	0.03482	-0.00300	Oversupply
9/20/2022 14:44	0:02	SSA2	0.02227	2.17600	Oversupply
9/20/2022 14:45	0:02	SSA3	0.01847	0.75400	Oversupply
9/20/2022 14:46	0:02	SSA2	0.02037	0.33600	Oversupply
9/20/2022 14:47	0:02	SSA3	0.01817	0.19100	Oversupply
9/20/2022 14:48	0:02	SSA2	0.02020	0.26300	Oversupply
9/20/2022 14:49	0:02	SSA3	0.01832	0.38200	Oversupply
9/20/2022 14:50	0:02	SSA2	0.02037	0.66400	Oversupply
9/20/2022 14:52	0:02	SSA2	0.02037	0.75400	Oversupply
9/20/2022 14:53	0:02	SSA3	0.01832	1.70900	Oversupply
9/20/2022 14:55	0:02	SSA3	0.01847	1.78600	Oversupply
9/20/2022 14:56	0:02	SSA2	0.02037	1.59100	Oversupply
9/20/2022 14:57	0:02	SSA3	0.01817	0.59600	Oversupply
9/20/2022 14:59	0:02	SSA3	0.02723	0.60900	Oversupply
9/20/2022 15:00	0:02	SSA2	0.00499	0.98400	Oversupply
9/20/2022 15:01	0:01	BS250	Data is not available	Data is not available	Oversupply
9/20/2022 15:01	0:02	SSA3	0.00909	0.52400	Oversupply
9/20/2022 15:02	0:02	SSA2	0.00499	0.89200	Oversupply
9/20/2022 15:11	0:02	SSA3	0.00902	0.46700	Oversupply
9/20/2022 15:12	0:02	SSA2	0.00499	2.07700	Oversupply
9/20/2022 15:13	0:02	SSA3	0.00793	0.54500	Oversupply
9/20/2022 15:14	0:02	SSA2	0.00132	0.50100	Oversupply
9/20/2022 15:15	0:02	SSA3	0.00961	0.49500	Oversupply
9/20/2022 23:44	1:04	KWPII	3.67680	20.37625	Oversupply
9/21/2022 0:50	0:40	KWPII	3.99810	17.78955	Oversupply
9/21/2022 4:23	0:10	KWPII	0.22299	17.93126	Oversupply
9/21/2022 4:34	0:02	KWPII	0.01744	15.54615	Oversupply
9/21/2022 5:13	0:24	KWPII	0.72973	17.99313	Oversupply
9/21/2022 5:38	0:13	KWPII	0.32810	18.81645	Oversupply
9/21/2022 5:52	0:01	KWPII	0.01186	17.56800	Oversupply
9/21/2022 7:24	0:02	SSA2	0.00246	0.10200	Oversupply
9/21/2022 7:25	0:14	SSA3	0.09288	0.34400	Oversupply
9/21/2022 7:26	0:14	KWPII	0.48705	20.93710	Oversupply



Maui Curtailment Report

September 2022

Start Date and Time	Duration (minutes)	IPP Curtailed	Estimated Curtailed MWH	Peak MW Curtailed	Reasons for Curtailment
9/21/2022 7:26	0:12	SSA2	0.01964	0.03800	Oversupply
9/21/2022 7:27	0:12	BS250	Data is not available	Data is not available	Oversupply
9/21/2022 8:03	0:02	SSA3	0.02621	0.55300	Oversupply
9/21/2022 8:05	0:25	BS250	Data is not available	Data is not available	Oversupply
9/21/2022 8:05	0:26	SSA2	0.20718	0.00600	Oversupply
9/21/2022 8:05	0:24	SSA3	0.41358	0.01300	Oversupply
9/21/2022 8:06	0:24	KWPPII	1.13297	20.71256	Oversupply
9/21/2022 8:30	0:02	SSA3	0.04546	0.09500	Oversupply
9/21/2022 8:31	0:02	SSA2	0.03724	0.19000	Oversupply
9/21/2022 8:32	0:18	SSA3	0.38597	0.14600	Oversupply
9/21/2022 8:33	0:02	SSA2	0.03693	0.11700	Oversupply
9/21/2022 8:34	0:13	BS250	Data is not available	Data is not available	Oversupply
9/21/2022 8:35	0:15	KWPPII	0.46199	20.06788	Oversupply
9/21/2022 8:35	0:14	SSA2	0.21195	0.00200	Oversupply
9/21/2022 8:48	0:01	BS250	Data is not available	Data is not available	Oversupply
9/21/2022 8:49	0:02	SSA2	0.01506	0.32800	Oversupply
9/21/2022 8:50	0:02	SSA3	0.03882	-0.00400	Oversupply
9/21/2022 8:51	0:02	SSA2	0.01493	0.96200	Oversupply
9/21/2022 8:53	0:02	SSA2	0.01506	1.27600	Oversupply
9/21/2022 8:54	0:02	SSA3	0.03947	1.05900	Oversupply
9/21/2022 8:56	0:02	SSA3	0.03914	1.08200	Oversupply
9/21/2022 8:57	0:02	SSA2	0.01506	0.49400	Oversupply
9/21/2022 8:58	0:02	SSA3	0.03981	0.12200	Oversupply
9/21/2022 8:59	0:02	SSA2	0.02383	0.03200	Oversupply
9/21/2022 9:02	0:02	SSA3	0.04596	1.13600	Oversupply
9/21/2022 9:03	0:02	SSA2	0.02884	1.06100	Oversupply
9/21/2022 9:04	0:02	SSA3	0.04521	0.25000	Oversupply
9/21/2022 9:05	0:02	SSA2	0.02860	0.29600	Oversupply
9/21/2022 9:06	0:04	BS250	Data is not available	Data is not available	Oversupply
9/21/2022 9:06	0:04	SSA3	0.09080	0.30500	Oversupply
9/21/2022 9:07	0:10	SSA2	0.13944	0.01600	Oversupply
9/21/2022 9:08	0:03	KWPPII	0.03305	17.38638	Oversupply
9/21/2022 9:10	0:02	SSA3	0.04596	-0.00400	Oversupply
9/21/2022 9:12	0:05	BS250	Data is not available	Data is not available	Oversupply
9/21/2022 9:12	0:08	SSA3	0.16658	-0.00400	Oversupply
9/21/2022 9:14	0:03	KWPPII	0.04718	17.30355	Oversupply
9/21/2022 9:17	0:02	SSA2	0.02581	0.03800	Oversupply
9/21/2022 9:18	0:02	BS250	Data is not available	Data is not available	Oversupply
9/21/2022 9:19	0:01	KWPPII	0.02025	17.39137	Oversupply
9/21/2022 9:19	0:02	SSA2	0.02602	0.00800	Oversupply
9/21/2022 9:20	0:02	SSA3	0.04205	0.10400	Oversupply
9/21/2022 9:27	0:02	SSA2	0.02602	1.61500	Oversupply
9/21/2022 9:28	0:02	SSA3	0.04883	1.25600	Oversupply
9/21/2022 9:29	0:02	SSA2	0.03949	0.08600	Oversupply
9/21/2022 9:30	0:02	BS250	Data is not available	Data is not available	Oversupply
9/21/2022 9:30	3:43	SSA3	9.13253	0.00800	Oversupply
9/21/2022 9:31	0:01	KWPPII	0.00622	17.83745	Oversupply
9/21/2022 9:31	0:02	SSA2	0.04451	0.14800	Oversupply
9/21/2022 9:33	0:21	BS250	Data is not available	Data is not available	Oversupply
9/21/2022 9:33	0:02	SSA2	0.04451	0.01800	Oversupply
9/21/2022 9:35	0:01	KWPPII	0.00997	16.89438	Oversupply
9/21/2022 9:35	0:02	SSA2	0.04415	0.16200	Oversupply
9/21/2022 9:37	0:35	KWPPII	1.63750	17.36243	Oversupply
9/21/2022 9:37	3:37	SSA2	8.02904	0.01300	Oversupply
9/21/2022 9:55	3:19	BS250	Data is not available	Data is not available	Oversupply
9/21/2022 10:13	3:01	KWPPII	20.40190	16.87742	Oversupply
9/21/2022 10:52	0:02	AWE	0.00954	18.30000	Oversupply
9/21/2022 10:59	0:02	AWE	0.00644	15.70000	Oversupply
9/21/2022 11:02	0:01	AWE	0.00228	15.20000	Oversupply
9/21/2022 11:05	0:01	AWE	0.00701	15.80000	Oversupply
9/21/2022 11:07	0:01	AWE	0.01597	15.70000	Oversupply
9/21/2022 11:09	0:02	AWE	0.01161	15.60000	Oversupply
9/21/2022 13:14	0:02	SSA3	0.08027	-0.00300	Oversupply
9/21/2022 13:17	0:02	SSA2	0.02079	1.67000	Oversupply
9/21/2022 13:18	0:02	SSA3	0.06633	1.37600	Oversupply
9/21/2022 13:21	0:02	SSA2	0.02079	1.11900	Oversupply
9/21/2022 13:22	0:02	SSA3	0.06689	1.85700	Oversupply
9/21/2022 13:23	0:02	SSA2	0.02079	0.51500	Oversupply
9/21/2022 13:24	0:02	SSA3	0.06744	0.83600	Oversupply
9/21/2022 13:25	0:04	BS250	Data is not available	Data is not available	Oversupply
9/21/2022 13:25	0:04	SSA2	0.04157	0.02400	Oversupply
9/21/2022 13:26	0:03	KWPPII	0.03726	17.67678	Oversupply
9/21/2022 13:26	0:04	SSA3	0.13282	0.01200	Oversupply



Maui Curtailment Report

September 2022

Start Date and Time	Duration (minutes)	IPP Curtailed	Estimated Curtailed MWH	Peak MW Curtailed	Reasons for Curtailment
9/21/2022 13:29	0:02	SSA2	0.00097	0.22500	Oversupply
9/21/2022 13:31	0:02	SSA2	0.01975	0.29800	Oversupply
9/21/2022 13:33	0:02	SSA2	0.01975	1.15300	Oversupply
9/21/2022 13:34	0:02	SSA3	0.05392	1.35600	Oversupply
9/21/2022 13:35	0:02	SSA2	0.01975	2.06700	Oversupply
9/21/2022 13:36	0:02	SSA3	0.05437	1.08800	Oversupply
9/21/2022 13:37	0:02	SSA2	0.01975	0.29400	Oversupply
9/21/2022 13:38	0:02	SSA3	0.05437	0.89400	Oversupply
9/21/2022 13:39	0:02	SSA2	0.01959	0.51700	Oversupply
9/21/2022 13:40	0:02	SSA3	0.05392	1.80200	Oversupply
9/21/2022 13:41	0:02	SSA2	0.01975	1.96200	Oversupply
9/21/2022 13:42	0:02	SSA3	0.05437	1.84100	Oversupply
9/21/2022 13:55	0:02	SSA2	0.01088	2.73100	Oversupply
9/22/2022 7:11	0:22	SSA3	0.15268	0.23500	Oversupply
9/22/2022 7:12	0:07	BS250	Data is not available	Data is not available	Oversupply
9/22/2022 7:12	0:22	SSA2	0.08523	0.08000	Oversupply
9/22/2022 7:12	0:09	AWE	0.09387	11.30000	Oversupply
9/22/2022 7:20	0:01	BS250	Data is not available	Data is not available	Oversupply
9/22/2022 7:22	0:12	BS250	Data is not available	Data is not available	Oversupply
9/22/2022 7:22	0:13	AWE	1.66648	16.50000	Oversupply
9/22/2022 8:37	0:01	KWP11	0.00190	0.11377	Oversupply
9/22/2022 15:57	0:01	KWP11	0.00063	0.03792	Oversupply
9/23/2022 9:27	0:05	17-2	0.02485	0.49300	Oversupply
9/23/2022 9:34	0:07	17-2	0.04291	0.49300	Oversupply
9/23/2022 9:38	0:02	SSA2	-0.00059	1.57400	Oversupply
9/23/2022 10:08	0:01	17-2	0.00005	0.49300	Oversupply
9/23/2022 10:27	0:01	17-2	0.00578	0.49300	Oversupply
9/23/2022 10:31	0:03	17-2	0.01768	0.49300	Oversupply
9/23/2022 10:35	0:14	17-2	0.11149	0.49300	Oversupply
9/23/2022 10:36	0:02	SSA2	0.00780	2.01800	Oversupply
9/23/2022 10:38	0:02	SSA2	0.00780	1.90400	Oversupply
9/23/2022 10:40	0:02	SSA2	0.00773	1.96800	Oversupply
9/23/2022 10:42	0:02	SSA2	0.00780	1.50600	Oversupply
9/23/2022 10:44	0:02	SSA2	0.00049	1.57000	Oversupply
9/23/2022 10:46	0:02	SSA2	-0.01478	1.24300	Oversupply
9/23/2022 10:52	0:04	17-2	0.03287	0.49300	Oversupply
9/23/2022 10:52	0:02	SSA2	-0.01478	2.10500	Oversupply
9/23/2022 10:54	0:02	SSA2	-0.01490	2.50500	Oversupply
9/23/2022 11:00	0:01	KWP11	0.00027	0.01597	Oversupply
9/23/2022 11:36	0:05	17-2	0.02630	0.49300	Oversupply
9/23/2022 11:44	0:16	17-2	0.11556	0.49300	Oversupply
9/23/2022 11:44	0:02	SSA2	-0.00835	2.40900	Oversupply
9/23/2022 11:48	0:02	SSA2	-0.00259	2.55000	Oversupply
9/23/2022 11:50	0:02	SSA2	-0.00266	2.60200	Oversupply
9/23/2022 11:55	0:02	SSA2	-0.00261	2.61500	Oversupply
9/23/2022 11:57	0:02	SSA2	-0.00261	2.56900	Oversupply
9/23/2022 12:04	0:01	17-2	0.00299	0.49300	Oversupply
9/24/2022 9:54	0:02	17-2	0.01049	0.74000	Oversupply
9/24/2022 10:08	0:04	17-2	0.02989	0.74000	Oversupply
9/24/2022 10:09	0:02	SSA2	-0.00256	2.18500	Oversupply
9/24/2022 10:40	0:06	17-2	0.04779	0.75000	Oversupply
9/24/2022 10:48	0:02	17-2	0.00192	0.15600	Oversupply
9/24/2022 10:51	0:08	17-2	0.01701	0.17200	Oversupply
9/24/2022 10:55	0:02	SSA2	-0.00305	2.54700	Oversupply
9/24/2022 10:57	0:02	SSA2	-0.00305	2.55300	Oversupply
9/24/2022 11:07	0:01	17-2	0.00392	0.23500	Oversupply
9/24/2022 11:09	0:24	17-2	0.22399	0.75000	Oversupply
9/24/2022 11:09	0:02	SSA2	0.00021	2.63300	Oversupply
9/24/2022 11:15	0:02	SSA2	0.00745	2.64800	Oversupply
9/24/2022 11:17	0:02	SSA2	0.00751	2.28600	Oversupply
9/24/2022 11:19	0:02	SSA2	0.00751	2.17400	Oversupply
9/24/2022 11:21	0:02	SSA2	0.00745	2.47200	Oversupply
9/24/2022 11:23	0:02	SSA2	0.00751	1.71500	Oversupply
9/24/2022 11:25	0:02	SSA2	0.00751	2.36900	Oversupply
9/24/2022 11:27	0:02	SSA2	0.00751	2.48300	Oversupply
9/24/2022 11:29	0:02	SSA2	-0.00313	2.49100	Oversupply
9/24/2022 11:36	0:01	17-2	0.00333	0.74300	Oversupply
9/24/2022 11:45	0:01	17-2	0.00388	0.75000	Oversupply
9/24/2022 12:04	0:01	17-2	0.00036	0.75000	Oversupply
9/24/2022 12:06	0:07	17-2	0.07479	0.75000	Oversupply
9/24/2022 12:08	0:02	SSA2	0.00259	2.53200	Oversupply
9/24/2022 12:10	0:02	SSA2	0.00261	1.79600	Oversupply
9/24/2022 12:14	0:08	17-2	0.06048	0.75000	Oversupply



Maui Curtailment Report

September 2022

Start Date and Time	Duration (minutes)	IPP Curtailed	Estimated Curtailed MWH	Peak MW Curtailed	Reasons for Curtailment
9/24/2022 12:14	0:02	SSA2	-0.00161	2.26800	Oversupply
9/24/2022 12:16	0:02	SSA2	0.00233	2.45600	Oversupply
9/24/2022 12:24	0:06	17-2	0.05306	0.75000	Oversupply
9/24/2022 12:31	0:01	17-2	0.01113	0.75000	Oversupply
9/24/2022 12:33	0:01	17-2	0.00718	0.75000	Oversupply
9/24/2022 12:43	0:05	17-2	0.04746	0.75000	Oversupply
9/24/2022 12:44	0:02	SSA2	0.00133	2.50900	Oversupply
9/24/2022 12:46	0:02	SSA2	-0.00016	2.47700	Oversupply
9/24/2022 12:53	0:01	17-2	0.00382	0.75000	Oversupply
9/25/2022 6:27	0:42	SSA2	0.04130	0.02600	Oversupply
9/25/2022 11:17	0:01	17-2	0.00157	0.30300	Oversupply
9/25/2022 11:17	0:56	SSA2	0.22908	2.45900	Oversupply
9/25/2022 11:22	0:01	17-2	0.00230	0.26800	Oversupply
9/25/2022 11:29	0:01	17-2	0.00452	0.27100	Oversupply
9/25/2022 11:32	0:08	17-2	0.05108	0.75000	Oversupply
9/25/2022 12:17	0:05	17-2	0.03153	0.75000	Oversupply
9/25/2022 12:23	0:08	17-2	0.06049	0.75000	Oversupply
9/25/2022 12:35	0:02	17-2	0.00574	0.31200	Oversupply
9/25/2022 12:41	0:01	17-2	0.01250	0.75000	Oversupply
9/25/2022 12:44	0:07	17-2	0.07758	0.75000	Oversupply
9/25/2022 12:46	0:02	SSA3	0.03117	1.83200	Oversupply
9/25/2022 12:48	0:02	SSA3	0.03091	1.83700	Oversupply
9/25/2022 12:50	0:02	SSA3	0.03169	1.83200	Oversupply
9/25/2022 12:52	0:05	17-2	0.04595	0.75000	Oversupply
9/25/2022 12:54	0:02	SSA3	0.03117	1.82200	Oversupply
9/25/2022 12:59	0:01	17-2	0.01250	0.75000	Oversupply
9/25/2022 13:01	0:07	17-2	0.03926	0.75000	Oversupply
9/25/2022 13:02	0:02	SSA3	0.03393	1.81700	Oversupply
9/25/2022 13:04	0:02	SSA3	0.03366	1.81500	Oversupply
9/25/2022 13:06	0:02	SSA3	0.03311	1.81500	Oversupply
9/25/2022 13:21	0:08	17-2	0.09040	0.75000	Oversupply
9/25/2022 13:31	0:01	17-2	0.01040	0.62400	Oversupply
9/25/2022 13:33	0:01	17-2	0.00314	0.75000	Oversupply
9/25/2022 13:36	0:01	17-2	0.00953	0.75000	Oversupply
9/26/2022 10:52	0:01	17-2	0.00056	0.20100	Oversupply
9/26/2022 10:54	0:03	17-2	0.00167	0.20100	Oversupply
9/26/2022 10:54	0:02	SSA2	0.00032	0.59400	Oversupply
9/26/2022 10:56	0:02	SSA2	0.00032	0.71400	Oversupply
9/26/2022 10:58	0:02	17-2	0.00111	0.20100	Oversupply
9/26/2022 11:07	0:01	17-2	0.00056	0.20100	Oversupply
9/26/2022 11:19	0:01	17-2	0.00056	0.20100	Oversupply
9/26/2022 11:24	0:06	17-2	0.00333	0.20100	Oversupply
9/26/2022 11:24	0:02	SSA2	0.00836	2.91400	Oversupply
9/26/2022 11:26	0:02	SSA2	0.00829	1.44100	Oversupply
9/26/2022 11:28	0:02	SSA2	0.01227	2.63900	Oversupply
9/26/2022 12:56	0:01	17-2	0.00056	0.20100	Oversupply
9/26/2022 12:56	0:02	SSA3	0.03383	0.77000	Oversupply
9/26/2022 12:57	0:02	SSA2	0.00697	2.61100	Oversupply
9/26/2022 16:37	0:01	KWP11	0.00038	0.02295	Oversupply
9/26/2022 22:35	0:06	17-2	0.00333	0.20100	Oversupply
9/26/2022 22:35	0:06	KWP11	0.17180	16.63591	Oversupply
9/26/2022 22:58	0:01	17-2	0.00056	0.20100	Oversupply
9/26/2022 23:00	0:01	17-2	0.00056	0.20100	Oversupply
9/26/2022 23:00	0:01	KWP11	0.01098	19.10486	Oversupply
9/26/2022 23:10	0:04	17-2	0.00222	0.20100	Oversupply
9/26/2022 23:11	0:03	KWP11	0.06771	18.02607	Oversupply
9/26/2022 23:16	0:03	17-2	0.00167	0.20100	Oversupply
9/26/2022 23:16	0:03	KWP11	0.02052	18.53502	Oversupply
9/27/2022 3:20	0:01	AWE	0.00500	0.30000	Oversupply
9/27/2022 8:29	0:02	SSA2	0.00569	0.54200	Oversupply
9/27/2022 8:30	0:03	17-2	0.00167	0.20100	Oversupply
9/27/2022 8:30	0:02	SSA3	0.02939	0.87300	Oversupply
9/27/2022 8:35	0:02	SSA2	0.01202	0.50700	Oversupply
9/27/2022 8:36	0:32	17-2	0.01778	0.20100	Oversupply
9/27/2022 8:37	0:02	SSA3	0.02914	0.64300	Oversupply
9/27/2022 8:37	0:02	SSA2	0.01192	0.00700	Oversupply
9/27/2022 8:38	0:02	BS250	Data is not available	Data is not available	Oversupply
9/27/2022 8:38	0:02	KWP11	0.00365	18.29352	Oversupply
9/27/2022 8:39	0:02	SSA3	0.02963	0.00300	Oversupply
9/27/2022 8:39	0:02	SSA2	0.01202	0.11700	Oversupply
9/27/2022 8:41	0:02	SSA3	0.02914	0.33500	Oversupply
9/27/2022 8:41	0:08	SSA2	0.06116	0.01000	Oversupply
9/27/2022 8:42	0:06	BS250	Data is not available	Data is not available	Oversupply



Maui Curtailment Report

September 2022

Start Date and Time	Duration (minutes)	IPP Curtailed	Estimated Curtailed MWH	Peak MW Curtailed	Reasons for Curtailment
9/27/2022 8:43	0:05	KWP11	0.08731	18.84439	Oversupply
9/27/2022 8:43	0:06	SSA3	0.12591	0.41600	Oversupply
9/27/2022 8:49	0:02	SSA3	0.04705	-0.00200	Oversupply
9/27/2022 8:51	0:02	SSA3	0.04628	0.51300	Oversupply
9/27/2022 8:51	0:06	SSA2	0.05398	0.38900	Oversupply
9/27/2022 8:53	0:05	BS250	Data is not available	Data is not available	Oversupply
9/27/2022 8:53	0:06	SSA3	0.14540	-0.00500	Oversupply
9/27/2022 8:54	0:05	KWP11	0.13373	18.94419	Oversupply
9/27/2022 8:57	0:02	SSA2	0.01804	0.26100	Oversupply
9/27/2022 8:59	0:02	SSA3	0.02682	0.23600	Oversupply
9/27/2022 8:59	0:02	SSA2	0.00634	0.37800	Oversupply
9/27/2022 9:01	0:04	SSA3	0.05309	1.05200	Oversupply
9/27/2022 9:01	0:02	SSA2	0.00732	0.79400	Oversupply
9/27/2022 9:03	0:02	SSA2	0.00739	0.11400	Oversupply
9/27/2022 9:04	0:01	BS250	Data is not available	Data is not available	Oversupply
9/27/2022 9:05	0:02	SSA3	0.02622	0.93000	Oversupply
9/27/2022 9:05	0:02	SSA2	0.00739	0.29800	Oversupply
9/27/2022 9:12	0:02	SSA2	0.00739	1.09500	Oversupply
9/27/2022 9:13	0:12	17-2	0.00667	0.20100	Oversupply
9/27/2022 9:13	0:02	SSA3	0.02710	0.09000	Oversupply
9/27/2022 9:14	0:03	BS250	Data is not available	Data is not available	Oversupply
9/27/2022 9:14	0:02	SSA2	-0.00081	0.02300	Oversupply
9/27/2022 9:15	0:01	KWP11	0.00506	16.99418	Oversupply
9/27/2022 9:15	0:02	SSA3	0.03344	-0.00300	Oversupply
9/27/2022 9:16	0:02	SSA2	0.00793	0.12700	Oversupply
9/27/2022 9:17	0:02	SSA3	0.03372	-0.00200	Oversupply
9/27/2022 9:18	0:02	SSA2	0.00793	0.30800	Oversupply
9/27/2022 9:19	0:02	SSA3	0.03344	0.00900	Oversupply
9/27/2022 9:20	0:02	SSA2	0.00786	1.27400	Oversupply
9/27/2022 9:21	0:02	SSA3	0.03344	0.63100	Oversupply
9/27/2022 9:22	0:02	SSA2	0.00793	1.07200	Oversupply
9/27/2022 9:27	0:02	17-2	0.00111	0.20100	Oversupply
9/27/2022 9:33	0:02	SSA3	0.04822	1.34500	Oversupply
9/27/2022 9:34	3:32	17-2	0.11781	0.20100	Oversupply
9/27/2022 9:34	0:02	SSA2	0.02397	0.34700	Oversupply
9/27/2022 9:35	0:02	SSA3	0.04743	1.23500	Oversupply
9/27/2022 9:36	0:04	SSA2	0.04795	0.72400	Oversupply
9/27/2022 9:37	0:03	BS250	Data is not available	Data is not available	Oversupply
9/27/2022 9:37	0:02	SSA3	0.04782	0.01800	Oversupply
9/27/2022 9:38	0:02	KWP11	0.04153	17.85741	Oversupply
9/27/2022 9:39	0:02	SSA3	0.04782	-0.00300	Oversupply
9/27/2022 9:40	0:02	SSA2	0.02397	1.36500	Oversupply
9/27/2022 9:41	0:02	SSA3	0.04743	-0.00300	Oversupply
9/27/2022 9:42	0:02	SSA2	0.02397	0.98300	Oversupply
9/27/2022 9:43	0:02	SSA3	0.04955	0.31500	Oversupply
9/27/2022 9:44	0:02	SSA2	0.02777	1.26200	Oversupply
9/27/2022 9:45	0:01	BS250	Data is not available	Data is not available	Oversupply
9/27/2022 9:46	0:02	SSA3	0.05621	0.20800	Oversupply
9/27/2022 9:46	0:02	SSA2	0.05798	0.68200	Oversupply
9/27/2022 9:48	0:02	SSA3	0.05715	1.47800	Oversupply
9/27/2022 9:48	0:02	SSA2	0.05798	1.39800	Oversupply
9/27/2022 9:50	0:02	BS250	Data is not available	Data is not available	Oversupply
9/27/2022 9:50	0:02	SSA3	0.05668	1.48800	Oversupply
9/27/2022 9:50	0:02	SSA2	0.05798	0.03600	Oversupply
9/27/2022 9:51	0:01	KWP11	0.00610	15.67289	Oversupply
9/27/2022 9:52	0:02	SSA3	0.05668	0.43300	Oversupply
9/27/2022 9:52	0:02	SSA2	0.05798	0.35300	Oversupply
9/27/2022 9:54	2:20	BS250	Data is not available	Data is not available	Oversupply
9/27/2022 9:54	2:20	KWP11	13.98309	18.53702	Oversupply
9/27/2022 9:54	2:22	SSA3	5.93301	0.00500	Oversupply
9/27/2022 9:54	2:21	SSA2	3.54078	0.00800	Oversupply
9/27/2022 12:15	0:02	SSA2	0.04916	1.66800	Oversupply
9/27/2022 12:15	0:02	SSA3	0.07241	0.94400	Oversupply
9/27/2022 12:17	0:02	SSA2	0.04916	0.94900	Oversupply
9/27/2022 12:17	0:02	SSA3	0.07301	0.93000	Oversupply
9/27/2022 12:19	0:02	SSA2	0.04916	1.00200	Oversupply
9/27/2022 12:19	0:02	SSA3	0.07241	1.12700	Oversupply
9/27/2022 12:21	0:02	SSA2	0.04916	1.08900	Oversupply
9/27/2022 12:21	0:02	SSA3	0.07301	1.81200	Oversupply
9/27/2022 12:23	0:04	SSA2	0.09751	0.02700	Oversupply
9/27/2022 12:23	0:14	SSA3	0.59886	1.07600	Oversupply
9/27/2022 12:24	0:03	BS250	Data is not available	Data is not available	Oversupply
9/27/2022 12:25	0:05	KWP11	0.11305	17.31951	Oversupply



Maui Curtailment Report

September 2022

Start Date and Time	Duration (minutes)	IPP Curtailed	Estimated Curtailed MWH	Peak MW Curtailed	Reasons for Curtailment
9/27/2022 12:27	0:02	SSA2	0.04916	0.02100	Oversupply
9/27/2022 12:28	0:13	BS250	Data is not available	Data is not available	Oversupply
9/27/2022 12:29	0:08	SSA2	0.23836	0.00600	Oversupply
9/27/2022 12:31	0:07	KWP/II	0.08892	15.47928	Oversupply
9/27/2022 12:37	0:02	SSA2	0.06007	0.44600	Oversupply
9/27/2022 12:37	0:02	SSA3	0.09899	-0.00400	Oversupply
9/27/2022 12:39	0:03	KWP/II	0.03107	15.23578	Oversupply
9/27/2022 12:39	0:02	SSA2	0.05957	0.01000	Oversupply
9/27/2022 12:39	0:02	SSA3	0.09427	0.01900	Oversupply
9/27/2022 12:41	0:02	SSA2	0.06007	0.21200	Oversupply
9/27/2022 12:41	0:02	SSA3	0.09584	-0.00500	Oversupply
9/27/2022 12:43	0:02	SSA2	0.05578	0.22700	Oversupply
9/27/2022 12:43	0:02	SSA3	0.08876	-0.00300	Oversupply
9/27/2022 12:45	0:01	BS250	Data is not available	Data is not available	Oversupply
9/27/2022 12:45	0:02	SSA2	0.02654	0.01200	Oversupply
9/27/2022 12:45	0:02	SSA3	0.07839	0.08100	Oversupply
9/27/2022 12:46	0:01	KWP/II	0.00401	16.58702	Oversupply
9/27/2022 12:47	0:02	SSA2	0.02654	0.47000	Oversupply
9/27/2022 12:47	0:02	SSA3	0.07839	0.69600	Oversupply
9/27/2022 12:49	0:04	SSA2	0.05308	0.01200	Oversupply
9/27/2022 12:49	0:02	SSA3	0.07904	0.73000	Oversupply
9/27/2022 12:50	0:04	BS250	Data is not available	Data is not available	Oversupply
9/27/2022 12:51	0:02	SSA3	0.07969	-0.00700	Oversupply
9/27/2022 12:52	0:02	KWP/II	0.01578	15.73077	Oversupply
9/27/2022 12:53	0:02	SSA2	0.02632	0.17100	Oversupply
9/27/2022 12:54	0:02	SSA3	0.07839	-0.00500	Oversupply
9/27/2022 12:55	0:02	SSA2	0.02654	0.44300	Oversupply
9/27/2022 12:56	0:02	SSA3	0.07969	-0.00400	Oversupply
9/27/2022 12:57	0:02	SSA2	0.02654	0.76400	Oversupply
9/27/2022 12:58	0:02	SSA3	0.07742	0.45400	Oversupply
9/27/2022 12:59	0:02	SSA2	0.00696	1.31000	Oversupply
9/27/2022 13:00	0:02	SSA3	0.03814	1.75300	Oversupply
9/27/2022 13:01	0:02	SSA2	0.03697	0.84500	Oversupply
9/27/2022 13:02	0:02	SSA3	0.03845	1.81200	Oversupply
9/27/2022 13:03	0:02	SSA2	0.03727	0.94400	Oversupply
9/27/2022 13:04	0:02	SSA3	0.03814	1.82200	Oversupply
9/27/2022 13:06	0:02	SSA3	0.03845	1.82600	Oversupply
9/27/2022 13:07	0:01	17-2	0.00056	0.20100	Oversupply
9/27/2022 13:09	0:02	SSA2	0.03727	2.41800	Oversupply
9/27/2022 13:10	0:15	17-2	0.00834	0.20100	Oversupply
9/27/2022 13:10	0:02	SSA3	0.03814	1.81900	Oversupply
9/27/2022 13:11	0:02	SSA2	0.03727	1.96600	Oversupply
9/27/2022 13:12	0:02	SSA3	0.03845	1.82300	Oversupply
9/27/2022 13:13	0:02	SSA2	0.04381	0.75500	Oversupply
9/27/2022 13:14	0:02	SSA3	0.06116	0.35700	Oversupply
9/27/2022 13:15	0:04	BS250	Data is not available	Data is not available	Oversupply
9/27/2022 13:15	0:02	SSA2	0.04996	0.06300	Oversupply
9/27/2022 13:16	0:02	SSA3	0.07691	0.01100	Oversupply
9/27/2022 13:17	0:02	SSA2	0.04955	0.03100	Oversupply
9/27/2022 13:18	0:01	KWP/II	0.00241	17.69075	Oversupply
9/27/2022 13:18	0:02	SSA3	0.07628	0.02300	Oversupply
9/27/2022 13:19	0:02	SSA2	0.05242	0.43200	Oversupply
9/27/2022 13:20	0:02	SSA3	0.07565	-0.00500	Oversupply
9/27/2022 13:21	0:02	SSA2	0.04914	0.85700	Oversupply
9/27/2022 13:22	0:02	SSA3	0.07691	-0.00400	Oversupply
9/27/2022 13:25	0:02	SSA2	0.04955	0.87800	Oversupply
9/27/2022 13:26	0:24	17-2	0.01334	0.20100	Oversupply
9/27/2022 13:26	0:02	SSA3	0.07628	1.63900	Oversupply
9/27/2022 13:27	0:02	SSA2	0.04914	1.20100	Oversupply
9/27/2022 13:28	0:02	SSA3	0.07798	1.81600	Oversupply
9/27/2022 13:29	0:14	SSA2	0.57003	0.02800	Oversupply
9/27/2022 13:30	0:02	BS250	Data is not available	Data is not available	Oversupply
9/27/2022 13:30	0:06	SSA3	0.12391	0.00300	Oversupply
9/27/2022 13:31	0:01	KWP/II	0.01963	17.09897	Oversupply
9/27/2022 13:33	0:04	BS250	Data is not available	Data is not available	Oversupply
9/27/2022 13:34	0:03	KWP/II	0.11044	16.63991	Oversupply
9/27/2022 13:36	0:02	SSA3	0.04142	0.08400	Oversupply
9/27/2022 13:38	0:06	BS250	Data is not available	Data is not available	Oversupply
9/27/2022 13:38	0:05	KWP/II	0.06910	17.67678	Oversupply
9/27/2022 13:38	0:02	SSA3	0.04074	0.00200	Oversupply
9/27/2022 13:40	0:02	SSA3	0.04345	0.11100	Oversupply
9/27/2022 13:42	0:02	SSA3	0.04074	0.01200	Oversupply
9/27/2022 13:44	0:02	SSA2	0.04389	1.15300	Oversupply



Maui Curtailment Report

September 2022

Start Date and Time	Duration (minutes)	IPP Curtailed	Estimated Curtailed MWH	Peak MW Curtailed	Reasons for Curtailment
9/27/2022 13:44	0:02	SSA3	0.00331	0.72000	Oversupply
9/27/2022 13:46	0:02	SSA2	0.01311	1.79100	Oversupply
9/27/2022 13:46	0:02	SSA3	0.02153	1.24500	Oversupply
9/27/2022 13:48	0:02	SSA2	0.01311	1.62900	Oversupply
9/27/2022 13:52	0:02	SSA2	0.01311	2.85000	Oversupply
9/27/2022 13:52	0:02	SSA3	0.02085	1.80100	Oversupply
9/27/2022 13:53	0:01	17-2	0.00056	0.20100	Oversupply
9/28/2022 1:07	0:01	KWPPI	0.00539	20.70558	Oversupply
9/28/2022 1:09	0:02	KWPPI	0.01451	19.55593	Oversupply
9/28/2022 1:42	0:05	KWPPI	0.04028	20.78741	Oversupply
9/28/2022 8:28	0:01	17-2	0.00012	0.01800	Oversupply
9/28/2022 8:34	0:02	SSA2	0.01613	1.11900	Oversupply
9/28/2022 8:35	0:01	17-2	0.00012	0.01800	Oversupply
9/28/2022 8:37	0:02	SSA3	0.02538	0.99700	Oversupply
9/28/2022 8:38	0:22	17-2	0.00257	0.01800	Oversupply
9/28/2022 8:38	0:02	SSA2	0.01627	0.40500	Oversupply
9/28/2022 8:39	0:02	SSA3	0.02559	0.51800	Oversupply
9/28/2022 8:40	0:04	SSA2	0.03281	0.26900	Oversupply
9/28/2022 8:41	0:14	SSA3	0.24069	0.00600	Oversupply
9/28/2022 8:42	0:05	BS250	Data is not available	Data is not available	Oversupply
9/28/2022 8:44	0:01	KWPPI	0.00002	10.68311	Oversupply
9/28/2022 8:44	0:10	SSA2	0.12439	0.00300	Oversupply
9/28/2022 8:46	0:09	KWPPI	0.17496	13.38358	Oversupply
9/28/2022 8:48	0:06	BS250	Data is not available	Data is not available	Oversupply
9/28/2022 8:54	0:02	SSA2	0.02588	1.04000	Oversupply
9/28/2022 8:56	0:02	SSA3	0.03704	1.11700	Oversupply
9/28/2022 8:56	0:02	SSA2	0.02588	0.20500	Oversupply
9/28/2022 8:57	0:01	BS250	Data is not available	Data is not available	Oversupply
9/28/2022 8:58	0:02	SSA3	0.03660	0.57900	Oversupply
9/28/2022 8:58	0:02	SSA2	0.00848	1.39200	Oversupply
9/28/2022 9:16	1:51	17-2	0.01299	0.01800	Oversupply
9/28/2022 9:16	0:02	SSA3	0.04401	1.26800	Oversupply
9/28/2022 9:17	0:02	SSA2	0.03808	1.67800	Oversupply
9/28/2022 9:18	0:02	SSA3	0.04365	1.27900	Oversupply
9/28/2022 9:19	0:02	SSA2	0.03840	1.02400	Oversupply
9/28/2022 9:20	0:02	SSA3	0.04438	0.61600	Oversupply
9/28/2022 9:21	0:01	BS250	Data is not available	Data is not available	Oversupply
9/28/2022 9:21	0:02	SSA2	0.03840	0.23600	Oversupply
9/28/2022 9:22	0:02	SSA3	0.04365	0.41700	Oversupply
9/28/2022 9:23	0:02	SSA2	0.03871	0.14900	Oversupply
9/28/2022 9:24	0:01	BS250	Data is not available	Data is not available	Oversupply
9/28/2022 9:24	0:02	SSA3	0.04401	0.16500	Oversupply
9/28/2022 9:25	0:01	KWPPI	0.00269	14.93839	Oversupply
9/28/2022 9:25	0:02	SSA2	0.03808	0.12900	Oversupply
9/28/2022 9:26	0:02	SSA3	0.04365	0.58000	Oversupply
9/28/2022 9:27	0:02	SSA2	0.03840	0.44200	Oversupply
9/28/2022 9:28	1:30	BS250	Data is not available	Data is not available	Oversupply
9/28/2022 9:28	0:02	SSA3	0.04777	0.31300	Oversupply
9/28/2022 9:29	1:29	SSA2	2.80175	0.00600	Oversupply
9/28/2022 9:30	0:01	KWPPI	0.00004	13.28977	Oversupply
9/28/2022 9:30	1:27	SSA3	3.29449	-0.00300	Oversupply
9/28/2022 9:32	1:24	KWPPI	7.32931	17.03909	Oversupply
9/28/2022 10:57	0:02	KWPPI	0.01783	13.24985	Oversupply
9/28/2022 10:57	0:04	SSA3	0.15914	-0.00300	Oversupply
9/28/2022 10:57	0:02	SSA2	0.04506	0.16200	Oversupply
9/28/2022 10:59	0:02	SSA2	0.02163	0.48600	Oversupply
9/28/2022 11:01	0:03	BS250	Data is not available	Data is not available	Oversupply
9/28/2022 11:01	0:02	SSA3	0.07395	0.61700	Oversupply
9/28/2022 11:01	0:02	SSA2	0.05506	0.01000	Oversupply
9/28/2022 11:02	0:02	KWPPI	0.01670	14.81065	Oversupply
9/28/2022 11:03	0:02	SSA3	0.07273	-0.00700	Oversupply
9/28/2022 11:04	0:02	SSA2	0.05460	0.18700	Oversupply
9/28/2022 11:05	0:02	SSA3	0.07395	-0.00400	Oversupply
9/28/2022 11:06	0:02	SSA2	0.05551	0.91400	Oversupply
9/28/2022 11:07	0:02	SSA3	0.07334	-0.00300	Oversupply
9/28/2022 11:08	0:13	17-2	0.00152	0.01800	Oversupply
9/28/2022 11:09	0:02	SSA3	0.07273	0.25200	Oversupply
9/28/2022 11:10	0:02	SSA2	0.05460	0.75200	Oversupply
9/28/2022 11:11	0:02	SSA3	0.07395	0.59200	Oversupply
9/28/2022 11:12	0:02	SSA2	0.05506	1.18400	Oversupply
9/28/2022 11:13	0:02	SSA3	0.05958	0.85300	Oversupply
9/28/2022 11:14	0:02	SSA2	0.02473	0.93500	Oversupply
9/28/2022 11:15	0:02	SSA3	0.03226	1.76100	Oversupply



Maui Curtailment Report

September 2022

Start Date and Time	Duration (minutes)	IPP Curtailed	Estimated Curtailed MWH	Peak MW Curtailed	Reasons for Curtailment
9/28/2022 11:16	0:02	SSA2	0.00561	2.41300	Oversupply
9/28/2022 11:17	0:02	SSA3	0.03253	1.78600	Oversupply
9/28/2022 11:18	0:02	SSA2	0.00561	2.25400	Oversupply
9/28/2022 11:19	0:02	SSA3	0.03253	1.79600	Oversupply
9/28/2022 11:20	0:02	SSA2	0.00557	2.65800	Oversupply
9/28/2022 11:23	0:02	SSA3	0.03253	1.80700	Oversupply
9/28/2022 11:24	0:02	17-2	0.00023	0.01800	Oversupply
9/28/2022 11:24	0:02	SSA2	0.00561	2.05600	Oversupply
9/28/2022 11:39	0:01	17-2	0.00012	0.01800	Oversupply
9/28/2022 11:48	0:02	SSA2	0.00966	2.79100	Oversupply
9/28/2022 11:49	0:06	17-2	0.00070	0.01800	Oversupply
9/28/2022 11:49	0:02	SSA3	0.03361	1.85000	Oversupply
9/28/2022 11:50	0:02	SSA2	0.00958	2.39500	Oversupply
9/28/2022 11:51	0:02	SSA3	0.03334	1.85600	Oversupply
9/28/2022 11:54	0:02	SSA2	0.00966	0.88300	Oversupply
9/28/2022 11:56	0:03	17-2	0.00035	0.01800	Oversupply
9/28/2022 11:56	0:02	SSA2	0.00966	2.62800	Oversupply
9/28/2022 12:02	0:02	17-2	0.00023	0.01800	Oversupply
9/28/2022 12:02	0:02	SSA3	0.03552	1.86300	Oversupply
9/28/2022 12:08	0:02	SSA3	0.03552	1.86200	Oversupply
9/28/2022 12:08	0:02	SSA2	0.01335	2.88800	Oversupply
9/28/2022 12:09	0:05	17-2	0.00059	0.01800	Oversupply
9/28/2022 12:10	0:02	SSA3	0.03640	1.83800	Oversupply
9/28/2022 12:10	0:02	SSA2	0.01324	1.54700	Oversupply
9/28/2022 12:12	0:02	SSA3	0.03581	1.22000	Oversupply
9/28/2022 12:12	0:02	SSA2	0.01335	1.48600	Oversupply
9/28/2022 12:16	0:06	17-2	0.00070	0.01800	Oversupply
9/28/2022 12:16	0:02	SSA3	0.03361	1.84700	Oversupply
9/28/2022 12:16	0:02	SSA2	0.00888	1.46400	Oversupply
9/28/2022 12:18	0:02	SSA3	0.03361	1.84500	Oversupply
9/28/2022 12:18	0:02	SSA2	0.00881	2.45900	Oversupply
9/28/2022 12:20	0:02	SSA3	0.03361	1.85300	Oversupply
9/28/2022 12:20	0:02	SSA2	0.00888	2.01700	Oversupply
9/28/2022 12:30	0:02	17-2	0.00023	0.01800	Oversupply
9/28/2022 12:30	0:02	SSA3	0.03506	1.84900	Oversupply
9/28/2022 12:30	0:02	SSA2	0.00046	2.11100	Oversupply
9/28/2022 12:40	0:02	SSA3	0.03366	1.83700	Oversupply
9/28/2022 20:03	0:01	AWE	0.00333	0.20000	Oversupply
9/28/2022 23:56	0:01	KWPII	0.00326	19.23160	Oversupply
9/28/2022 23:58	0:08	KWPII	0.13242	19.48707	Oversupply
9/29/2022 0:31	0:12	KWPII	0.19497	19.88127	Oversupply
9/29/2022 2:27	0:21	KWPII	2.47346	16.23374	Oversupply
9/29/2022 2:33	0:05	AWE	0.04280	17.10000	Oversupply
9/29/2022 2:51	0:01	KWPII	0.00811	10.78790	Oversupply
9/29/2022 3:31	1:13	KWPII	5.97609	20.78541	Oversupply
9/29/2022 5:06	0:01	KWPII	0.00379	18.36337	Oversupply
9/29/2022 5:08	0:01	KWPII	0.02045	18.31847	Oversupply
9/29/2022 5:10	0:17	KWPII	0.49963	20.85727	Oversupply
9/29/2022 6:47	0:01	AWE	0.00500	0.30000	Oversupply
9/29/2022 8:05	2:11	17-2	0.40413	0.57900	Oversupply
9/29/2022 8:05	0:02	SSA3	0.02576	0.70500	Oversupply
9/29/2022 8:06	0:32	BS250	Data is not available	Data is not available	Oversupply
9/29/2022 8:07	0:31	KWPII	3.16426	20.91615	Oversupply
9/29/2022 8:07	0:30	SSA3	0.54747	-0.00400	Oversupply
9/29/2022 8:38	0:02	SSA3	0.04119	-0.00300	Oversupply
9/29/2022 8:38	0:02	SSA2	0.00134	0.11100	Oversupply
9/29/2022 8:40	0:02	SSA3	0.04119	-0.00300	Oversupply
9/29/2022 8:40	0:06	SSA2	0.01858	0.66400	Oversupply
9/29/2022 8:44	0:02	SSA3	0.04339	0.56100	Oversupply
9/29/2022 8:45	0:16	BS250	Data is not available	Data is not available	Oversupply
9/29/2022 8:45	0:16	KWPII	0.82656	20.89120	Oversupply
9/29/2022 8:46	1:29	SSA3	2.98307	0.01600	Oversupply
9/29/2022 8:46	2:01	SSA2	1.91920	0.00200	Oversupply
9/29/2022 9:02	1:11	BS250	Data is not available	Data is not available	Oversupply
9/29/2022 9:02	0:07	KWPII	0.21935	20.80737	Oversupply
9/29/2022 9:10	1:05	KWPII	9.83352	20.91116	Oversupply
9/29/2022 10:15	0:02	SSA3	0.03880	-0.00300	Oversupply
9/29/2022 11:03	0:02	17-2	0.00947	0.29200	Oversupply
9/29/2022 11:09	0:02	SSA3	0.01908	1.18300	Oversupply
9/29/2022 11:10	0:01	17-2	0.00368	0.37200	Oversupply
9/29/2022 11:13	0:02	17-2	0.02500	0.75000	Oversupply
9/29/2022 16:30	0:01	KWPII	0.00176	0.10578	Oversupply
9/30/2022 7:53	0:01	KWPII	0.00032	0.01896	Oversupply



Maui Curtailment Report

September 2022

Start Date and Time	Duration (minutes)	IPP Curtailed	Estimated Curtailed MWH	Peak MW Curtailed	Reasons for Curtailment
9/30/2022 10:09	2:15	17-2	1.60896	0.75000	Oversupply
9/30/2022 10:10	0:02	SSA2	-0.00553	1.92100	Oversupply
9/30/2022 10:12	0:02	SSA2	-0.00548	1.95600	Oversupply
9/30/2022 10:14	0:02	SSA3	0.06159	0.65400	Oversupply
9/30/2022 10:14	0:02	SSA2	0.04678	0.04200	Oversupply
9/30/2022 10:15	0:02	BS250	Data is not available	Data is not available	Oversupply
9/30/2022 10:16	0:02	SSA3	0.07646	0.06600	Oversupply
9/30/2022 10:16	0:30	SSA2	0.80025	0.00200	Oversupply
9/30/2022 10:18	0:02	SSA3	0.07773	0.49200	Oversupply
9/30/2022 10:19	0:16	BS250	Data is not available	Data is not available	Oversupply
9/30/2022 10:20	0:17	KWP11	0.67058	11.04138	Oversupply
9/30/2022 10:20	0:02	SSA3	0.07710	0.02000	Oversupply
9/30/2022 10:22	0:20	SSA3	0.78754	0.08700	Oversupply
9/30/2022 10:37	0:05	BS250	Data is not available	Data is not available	Oversupply
9/30/2022 10:38	0:05	KWP11	0.28027	11.14217	Oversupply
9/30/2022 10:42	0:02	SSA3	0.08019	0.16300	Oversupply
9/30/2022 10:43	0:01	BS250	Data is not available	Data is not available	Oversupply
9/30/2022 10:44	0:02	SSA3	0.06772	0.00200	Oversupply
9/30/2022 10:45	0:01	BS250	Data is not available	Data is not available	Oversupply
9/30/2022 10:46	0:01	KWP11	0.01271	10.44061	Oversupply
9/30/2022 10:46	0:02	SSA3	0.06913	0.12600	Oversupply
9/30/2022 10:46	0:02	SSA2	0.04752	0.38400	Oversupply
9/30/2022 10:48	0:01	KWP11	0.01004	10.75995	Oversupply
9/30/2022 10:48	0:02	SSA3	0.06913	0.08600	Oversupply
9/30/2022 10:49	0:03	BS250	Data is not available	Data is not available	Oversupply
9/30/2022 10:49	0:06	SSA2	0.14256	0.11400	Oversupply
9/30/2022 10:50	0:04	SSA3	0.13657	0.01100	Oversupply
9/30/2022 10:51	0:01	KWP11	0.00256	9.38178	Oversupply
9/30/2022 10:54	0:01	BS250	Data is not available	Data is not available	Oversupply
9/30/2022 10:54	0:01	KWP11	0.00606	10.01249	Oversupply
9/30/2022 10:54	0:02	SSA3	0.06857	0.37900	Oversupply
9/30/2022 10:55	0:02	SSA2	0.04752	0.25600	Oversupply
9/30/2022 10:56	0:02	SSA3	0.06913	1.27600	Oversupply
9/30/2022 10:57	0:02	SSA2	0.04713	1.02100	Oversupply
9/30/2022 10:58	0:02	SSA3	0.06913	1.42800	Oversupply
9/30/2022 10:59	0:02	SSA2	0.04571	1.08500	Oversupply
9/30/2022 11:00	0:02	SSA3	0.07409	0.75700	Oversupply
9/30/2022 11:01	0:02	SSA2	0.04723	0.67700	Oversupply
9/30/2022 11:02	0:02	SSA3	0.07288	0.41700	Oversupply
9/30/2022 11:03	0:02	SSA2	0.04684	0.64600	Oversupply
9/30/2022 11:05	0:02	SSA2	0.04646	2.53300	Oversupply
9/30/2022 11:06	0:02	SSA3	0.07349	1.26300	Oversupply
9/30/2022 11:07	0:02	SSA2	0.04684	0.97100	Oversupply
9/30/2022 11:08	1:09	BS250	Data is not available	Data is not available	Oversupply
9/30/2022 11:08	1:09	SSA3	3.00224	0.01500	Oversupply
9/30/2022 11:09	1:08	KWP11	10.20428	15.97726	Oversupply
9/30/2022 11:09	1:08	SSA2	2.68919	0.00200	Oversupply
9/30/2022 11:40	0:03	AWE	0.02006	16.40000	Oversupply
9/30/2022 11:44	0:03	AWE	0.03560	17.60000	Oversupply
9/30/2022 11:53	0:06	AWE	0.08372	17.70000	Oversupply
9/30/2022 12:01	0:01	AWE	0.00472	16.70000	Oversupply
9/30/2022 12:17	0:02	SSA2	0.01938	0.88200	Oversupply
9/30/2022 12:19	0:02	SSA2	0.01954	1.83700	Oversupply
9/30/2022 12:19	0:02	SSA3	0.04812	0.92100	Oversupply
9/30/2022 12:28	0:01	17-2	0.00196	0.75000	Oversupply
9/30/2022 12:40	0:02	SSA3	0.03031	1.83300	Oversupply
9/30/2022 12:41	0:01	17-2	0.01056	0.75000	Oversupply
9/30/2022 12:47	0:04	17-2	0.04036	0.75000	Oversupply
9/30/2022 12:55	0:01	17-2	0.01056	0.75000	Oversupply
9/30/2022 13:15	0:02	SSA2	0.01984	2.84900	Oversupply
9/30/2022 13:16	0:12	17-2	0.12892	0.75000	Oversupply
9/30/2022 13:16	0:02	SSA3	0.03396	1.76200	Oversupply
9/30/2022 13:17	0:02	SSA2	0.02017	1.10600	Oversupply
9/30/2022 13:18	0:02	SSA3	0.03396	0.84800	Oversupply
9/30/2022 13:19	0:02	SSA2	0.02001	1.62200	Oversupply
9/30/2022 13:20	0:02	SSA3	0.03396	1.74600	Oversupply
9/30/2022 13:22	0:02	SSA3	0.03396	1.76200	Oversupply
9/30/2022 13:23	0:02	SSA2	0.02001	2.56900	Oversupply
9/30/2022 13:24	0:02	SSA3	0.03369	1.75900	Oversupply
9/30/2022 13:25	0:02	SSA2	0.02001	2.45500	Oversupply
9/30/2022 13:28	0:02	SSA3	0.03786	1.72100	Oversupply
9/30/2022 13:29	0:22	17-2	0.26384	0.75000	Oversupply
9/30/2022 13:29	0:02	SSA2	0.04001	1.85600	Oversupply



Maui Curtailment Report

September 2022

Start Date and Time	Duration (minutes)	IPP Curtailed	Estimated Curtailed MWH	Peak MW Curtailed	Reasons for Curtailment
9/30/2022 13:30	0:02	SSA3	0.04189	1.23500	Oversupply
9/30/2022 13:32	0:02	SSA2	0.03982	1.04700	Oversupply
9/30/2022 13:32	0:02	SSA3	0.04329	0.82600	Oversupply
9/30/2022 13:34	0:02	SSA2	0.03982	0.49400	Oversupply
9/30/2022 13:34	0:02	SSA3	0.04189	1.14600	Oversupply
9/30/2022 13:36	0:02	SSA2	0.03982	1.85900	Oversupply
9/30/2022 13:36	0:02	SSA3	0.04259	1.64700	Oversupply
9/30/2022 13:38	0:02	SSA2	0.03982	1.15400	Oversupply
9/30/2022 13:38	0:02	SSA3	0.04224	1.08300	Oversupply
9/30/2022 13:40	0:02	SSA2	0.03982	1.16600	Oversupply
9/30/2022 13:40	0:02	SSA3	0.04329	1.70200	Oversupply
9/30/2022 13:42	0:02	SSA2	0.03949	2.84600	Oversupply
9/30/2022 13:42	0:02	SSA3	0.04259	1.74800	Oversupply
9/30/2022 13:46	0:02	SSA2	0.00586	2.68800	Oversupply
9/30/2022 13:47	0:02	SSA3	0.02617	1.76800	Oversupply
9/30/2022 13:48	0:02	SSA2	0.00581	2.30900	Oversupply
9/30/2022 13:49	0:02	SSA3	0.02639	1.77900	Oversupply
9/30/2022 13:57	0:01	17-2	0.00465	0.75000	Oversupply
9/30/2022 14:01	0:06	17-2	0.06066	0.75000	Oversupply
9/30/2022 14:03	0:02	SSA3	0.02759	1.73200	Oversupply
9/30/2022 14:04	0:02	SSA2	0.00829	1.97000	Oversupply
9/30/2022 14:05	0:02	SSA3	0.02851	1.73300	Oversupply
9/30/2022 14:06	0:02	SSA2	0.00829	2.88200	Oversupply
9/30/2022 14:09	0:04	17-2	0.04663	0.75000	Oversupply
9/30/2022 14:09	0:02	SSA3	0.02805	1.43100	Oversupply
9/30/2022 14:10	0:02	SSA2	0.00829	1.46200	Oversupply
9/30/2022 14:11	0:02	SSA3	0.02782	1.70300	Oversupply
9/30/2022 14:59	0:01	17-2	0.00082	0.75000	Oversupply
Total Estimated Curtailed MWh			1,283.948		

Notes:

- Curtailment for Kaheawa Wind Power ("KWP"), AAAAA Rent-A-Space Maui LTD ("5A"), Maui Solar, LLC (MS) fka Strategic Alliance Group ("SAG") fka Bioreal Solar, LLC ("BS"), Auwahi Wind Energy ("AWE"), Kaheawa Wind Power II ("KWPII") Bioreal Solar 250, LLC ("BS250"), Extra Spaces A ("ESA"), Extra Spaces B ("ESB"), SSA Solar of Hawaii 3 ("SSA3") fka South Maui Renewable Resources ("SMRR"), SSA Solar of HI 2 ("SSA2") fka Ku'ia Solar ("KS"), and Maui 17-2 ("17-2") may now be controlled by Maui Electric's Automatic Generation Control System ("AGC") or a Maui Electric operator-entered curtailment limit. The AGC curtailment control automatically calculates the amount of Maximum Allowable Variable Generation ("MAVG") that Maui Electric can accept into the Maui system, based on the system current available variable generation ("CAVG"), regulating reserve down requirement ("RRDR"), and available regulating reserve down ("ARRD"). Thus, the AGC MAVG - calculated is equal to CAVG less (RRDR less ARRD). Additionally, the AGC curtailment control allows the Maui Electric operator to enter an AGC MAVG value. The AGC curtailment control will employ the lesser of the AGC MAVG - calculated and AGC MAVG entered values in the control logic.
- Curtailment signals sent to 5A, MS (fka SAG fka BS), BS250, ESA, ESB, SSA3 (fka SMRR), SSA2 (fka KS) and 17-2 during nighttime hours only are not recorded as curtailment events because no energy generation is possible during that time.
- The curtailment reasons have been modified to oversupply, system constraints, and facility requested, to provide continuity with HPUC Docket No. 2013-0141 Decoupling for HECO companies metrics.
- Facility Requested curtailment includes but is not limited to conditions that are attributed to IPPs such as communication problems and curtailment control testing.
- The data to calculate the Estimated Curtailed MWH and Peak MW Curtailed is not provided by 5A, MS, BS 250, ESA, and ESB.
- The Estimated Curtailed MWH and Peak MW Curtailed are calculated with information estimated or provided by AWE, KWP, KWPII, SSA 2 (fka KS), SSA 3 (fka SMRR) and 17-2. Maui Electric does not make any representation as to its accuracy.
- ESA, and ESB facilities were offline for the month because of Seller equipment problems.



Lanai Curtailment Report

September 2022

Start Date and Time	Duration (h:mm)	IPP Curtailed	Estimated MWh Curtailed	Peak MW Curtailed	Reasons for Curtailment
No curtailment for September 2022					
Notes:					
On June 27, 2012, Maui Electric notified Lanai Sustainability Research (LSR) that although LSR has not operated in compliance with the revised ramp rate of 360 kW/minute, Maui Electric would conditionally allow LSR to operate at the allowed capacity of 1.2 MW while the Maui Electric-Lanai Diesel Operator was in the control room.					
LSR possible output data is not available. Therefore, Maui Electric assumes LSR is curtailed if the LSR curtailment set point is less than 1,200 kW and LSR's output is within 70 kW of the curtailment set point.					
The curtailment reasons have been modified to oversupply, system constraints, and facility requested, to provide continuity with HPUC Docket No. 2013-0141 Decoupling for HECO companies' metrics.					
Facility Requested curtailment includes but is not limited to conditions that are attributed to IPPs such as communication problems and curtailment control testing.					

SERVICE LIST
(Docket No. 2011-0206)

DEAN NISHINA
EXECUTIVE DIRECTOR
DEPARTMENT OF COMMERCE AND CONSUMER AFFAIRS
DIVISION OF CONSUMER ADVOCACY
P.O. Box 541
Honolulu, HI 96809

1 Copy
Electronically Transmitted

GREGG J. KINKLEY, ESQ.
DEPARTMENT OF THE ATTORNEY GENERAL
425 Queen Street
Honolulu, Hawaii 96813
Counsel for DBEDT

1 Copy
Electronically Transmitted

DANIEL W.S. LAWRENCE, ESQ.
DEPARTMENT OF THE CORPORATION COUNSEL
CITY AND COUNTY OF HONOLULU
530 S. King Street, Room 110
Honolulu, HI 96813
Counsel for the CITY AND COUNTY OF HONOLULU

1 Copy
Electronically Transmitted

JOSEPH K. KAMELAMELA
ANGELIC M. HO
DEPARTMENT OF THE CORPORATION COUNSEL
COUNTY OF HAWAII
101 Aupuni Street, Suite 325
Hilo, HI 96720
Counsel for the COUNTY OF HAWAII

1 Copy
Electronically Transmitted

HENRY Q CURTIS
VICE PRESIDENT FOR CONSUMER ISSUES
LIFE OF THE LAND
P.O. Box 37158
Honolulu, HI 96837-0158

1 Copy
Electronically Transmitted

MELISSA MIYASHIRO (9360)
CHIEF OF STAFF
BLUE PLANET FOUNDATION
55 Merchant Street, 17th Floor
Honolulu, HI 96813

1 Copy
Electronically Transmitted

SERVICE LIST
(Docket No. 2011-0206)

ISAAC MORIWAKE, ESQ.
DAVID HENKIN, ESQ.
EARTHJUSTICE
850 Richards Street, Suite 400
Honolulu, HI 96813-4501
Counsel for HAWAII SOLAR ENERGY ASSOCIATION

1 Copy
Electronically Transmitted

RICK REED
DIRECTOR
HAWAII SOLAR ENERGY ASSOCIATION
761 Ahua Street
Honolulu, HI 96819

1 Copy
Electronically Transmitted

KENT D. MORIHARA, ESQ.
KRIS N. NAKAGAWA, ESQ.
LAUREN M. IMADA-LEE, ESQ.
TANYA M. FERNANDES, ESQ.
MoriHara Lau & Fong LLP
841 Bishop Street, Suite 400
Honolulu, Hawaii 96813
Counsel for KAUAI ISLAND UTILITY COOPERATIVE

1 Copy
Electronically Transmitted

ERIK W. KVAM
CHIEF EXECUTIVE OFFICER
ZERO EMISSIONS LEASING LLC
4188-4 Keanu Street
Honolulu, HI 96816

1 Copy
Electronically Transmitted

SANDRA-ANN Y.H. WONG, ESQ.
ATTORNEY AT LAW, A LAW CORPORATION
1050 Bishop Street, #514
Honolulu, HI 96813
Counsel for TAWHIRI POWER LLC

1 Copy
Electronically Transmitted

RILEY SAITO
73-1294 Awakea Street
Kailua-Kona, HI 96740
For SOLAR ENERGY INDUSTRIES ASSOCIATION

1 Copy
Electronically Transmitted

DEAN T. YAMAMOTO, ESQ.
YAMAMOTO & SETTLE
1100 Alakea Street, Suite 3100
Honolulu, HI 96813
Counsel for CASTLE & COOKE HOMES HAWAII, INC.,
CASTLE & COOKE RESORTS, LLC and
LANAI SUSTAINABILITY RESEARCH, LLC

1 Copy
Electronically Transmitted

SERVICE LIST
(Docket No. 2011-0206)

MICHAEL J. HOPPER, ESQ. DEPUTY CORPORATION COUNSEL DEPARTMENT OF THE CORPORATION COUNSEL COUNTY OF MAUI 200 S. High Street Wailuku, HI 96793 Counsel for the COUNTY OF MAUI	1 Copy Electronically Transmitted
CURTIS SEYMOUR SENIOR MANAGER, GOVERNMENT AFFAIRS SUN EDISON LLC 600 Clipper Drive Belmont, CA 94002	1 Copy Electronically Transmitted
MONA W. CLARK, ESQ. OFFICE OF THE COUNTY ATTORNEY COUNTY OF KAUAI 4444 Rice Street, Suite 200 Lihue, HI 96766-1300	1 Copy Electronically Transmitted
BRADLEY ALBERT PRESIDENT HAWAII PV COALITION P.O. Box 81501 Haiku, HI 96708	1 Copy Electronically Transmitted
HILTON H. UNEMORI ECM, INC. 130 N. Market Street Wailuku, HI 96793-1716 For SOUTH MAUI RENEWABLE RESOURCES, LLC	1 Copy Electronically Transmitted
SKY STANFIELD SHUTE, MIHALY & WEINBERGER LLP 396 Hayes Street San Francisco, CA 94102 For the INTERSTATE RENEWABLE ENERGY COUNCIL	1 Copy Electronically Transmitted
PETE COOPER SOLARCITY CORPORATION REGIONAL DIRECTOR, HAWAII 599 Kahelu Street Mililani, HI 96789	1 Copy Electronically Transmitted

SERVICE LIST
(Docket No. 2011-0206)

ALISON SILVERSTEIN
19213 Luedtke Lane
Pflugerville, TX 78660

1 Copy
Electronically Transmitted

BRENDAN KIRBY
12011 SW Pineapple Court
Palm City, FL 34990

1 Copy
Electronically Transmitted

Chun, Marisa

From: puc@hawaii.gov
Sent: Tuesday, October 25, 2022 11:20 AM
To: Chun, Marisa
Subject: Hawaii PUC eFiling Confirmation of Filing

[This email is coming from an EXTERNAL source. Please use caution when opening attachments or links in suspicious email.]

Your eFile document has been filed with the Hawaii Public Utilities commission on 2022 Oct 25 AM 11:17. The mere fact of filing shall not waive any failure to comply with Hawaii Administrative Rules Chapter 6-61, Rules of Practice and Procedure Before the Public Utilities Commission, or any other application requirements. Your confirmation number is MARI22111702821. If you have received this email in error please notify the Hawaii Public Utilities Commission by phone at 808 586-2020 or email at hawaii.puc@hawaii.gov.