



July 25, 2022

The Honorable Chair and Members
of the Hawai'i Public Utilities Commission
Kekuanao'a Building, First Floor
465 South King Street
Honolulu, Hawai'i 96813

Dear Commissioners:

Subject: Docket No. 2011-0206
Reliability Standards Working Group
Monthly Report

In accordance with Ordering Paragraph 3 of Order No. 30371, filed May 4, 2012 in the subject proceeding, enclosed as Exhibit A is Hawaiian Electric's¹ monthly report for June 2022 on: (1) system frequency control performance during month; (2) significant system events during month; and (3) curtailment of non-dispatchable renewable resources.

Any party to this proceeding may obtain an electronic copy of this report by emailing Marisa Chun at marisa.chun@hawaiianelectric.com.

Sincerely,

/s/ Kevin M. Katsura

Kevin M. Katsura
Director, Regulatory Non-Rate Proceedings

Enclosures

c: Service List

¹ Hawaiian Electric Company, Inc., Maui Electric Company, Limited, and Hawai'i Electric Light Company, Inc. are each doing business as "Hawaiian Electric" and have jointly registered "Hawaiian Electric" as a trade name with the State of Hawai'i Department of Commerce and Consumer Affairs, as evidenced by Certificate of Registration No. 4235929, dated December 20, 2019.

The Commission's Order No. 30371 (Docket No 2011-0206 – Relating To Various Matters in RSWG Process), filed May 4, 2012, ordered the following information for each island grid:

- (1) System frequency control performance during month:
 - a) Frequency duration plot based on the highest resolution SCADA data available for the month detailing how many seconds each power system operated at frequencies above 60 hertz and at frequencies below 60 Hz.
 - b) Tabulation of the number, magnitude and duration of frequency excursions (high and low) outside normal frequency control range (59.95 to 60.05 Hz).

The following provides information with respect to items 1a) through 1b) – (all statements are current as of the month ending June 30, 2022):

1a) Frequency duration plot based on the highest resolution SCADA data available for the month detailing how many seconds each power system operated at frequencies above 60 hertz and at frequencies below 60 Hz:

The frequency duration plots for Hawaiian Electric Company, Inc., Maui Electric Company, Limited (Maui Division) and Hawai'i Electric Light Company, Inc. based on two-second data are provided in Attachment 1, and the enclosed Excel files. Refer to the electronic files for the individual data points because the information is voluminous and does not translate well to a hard copy.

1b) Tabulation of the number, magnitude and duration of frequency excursions (high and low) outside normal frequency control range (59.95 to 60.05 Hz):

Tabulation of the number, magnitude and duration of frequency excursions outside of the frequency range of 59.95 Hz to 60.05 Hz for Hawaiian Electric Company, Inc., Maui Electric Company, Limited (Maui Division) and Hawai'i Electric Light Company, Inc are provided in Attachment 2, and the enclosed Excel files. Refer to the electronic files for the individual data points because the information is voluminous and does not translate well to a hard copy.

- (2) Significant system events during month:
 - a) Tabulation of contingency reserve activations including date and time, MW magnitude, duration, and triggering event.
 - b) Tabulation of under frequency load shed activations including date and time, triggering frequency, MW magnitude, duration, and triggering event.
 - c) Tabulation of demand response activations for system events, including date and time, MW magnitude, duration, and triggering event, (excluding demand response utilization for unit commitment deferral or system operations economics.)

The following provides information with respect to items 2a) through 2c) – (all statements are current as of the month ending June 30, 2022):

2a) Tabulation of contingency reserve activations including date and time, MW magnitude, duration, and triggering event:

Hawaiian Electric Company, Inc. did not have any contingency reserve activations in the month of June. Maui Electric Company, Limited and Hawai'i Electric Light Company, Inc. do not operate with contingency reserve requirements. Therefore, Attachment 3 is not being provided for this reporting period

2b) Tabulation of under frequency load shed activations including date and time, triggering frequency, MW magnitude, duration, and triggering event:

Hawai'i Electric Light Company, Inc.'s under frequency load shed activations are provided in Attachment 4. Hawaiian Electric Company, Inc. and Maui Electric Company, Limited did not have any under frequency load shed activations in the month of June.

2c) Tabulation of demand response activations for system events, including date and time, MW magnitude, duration, and triggering event, (excluding demand response utilization for unit commitment deferral or system operations economics.)

Hawaiian Electric Company, Inc. did not have any demand response activations for system events in the month of June. Hawai'i Electric Light Company, Inc. currently does not have a demand response program. Maui Electric Company, Limited has implemented the Fast Demand Response pilot program on a limited basis. Hawai'i Electric Light Company, Inc. plans to use the findings of Maui Electric Company, Limited's pilot program to help in the evaluation and development of future demand response programs. Maui Electric Company, Limited executes a weekly testing protocol which measures customer participation. This program is not currently used in response to actual system events. Therefore, Attachment 5 is not being provided for this reporting period.

- (3) Curtailment of non-dispatchable renewable resources:
- (a) Tabulation of each curtailment event for each resource including the starting date and time, duration, megawatt hours curtailed, peak MW curtailed, and reason for curtailment.
 - (b) Total MWh of non-dispatchable renewable resources curtailed for the month.

The following provides information with respect to items 3a) through 3b) – (all statements are current as of the month ending June 30, 2022):

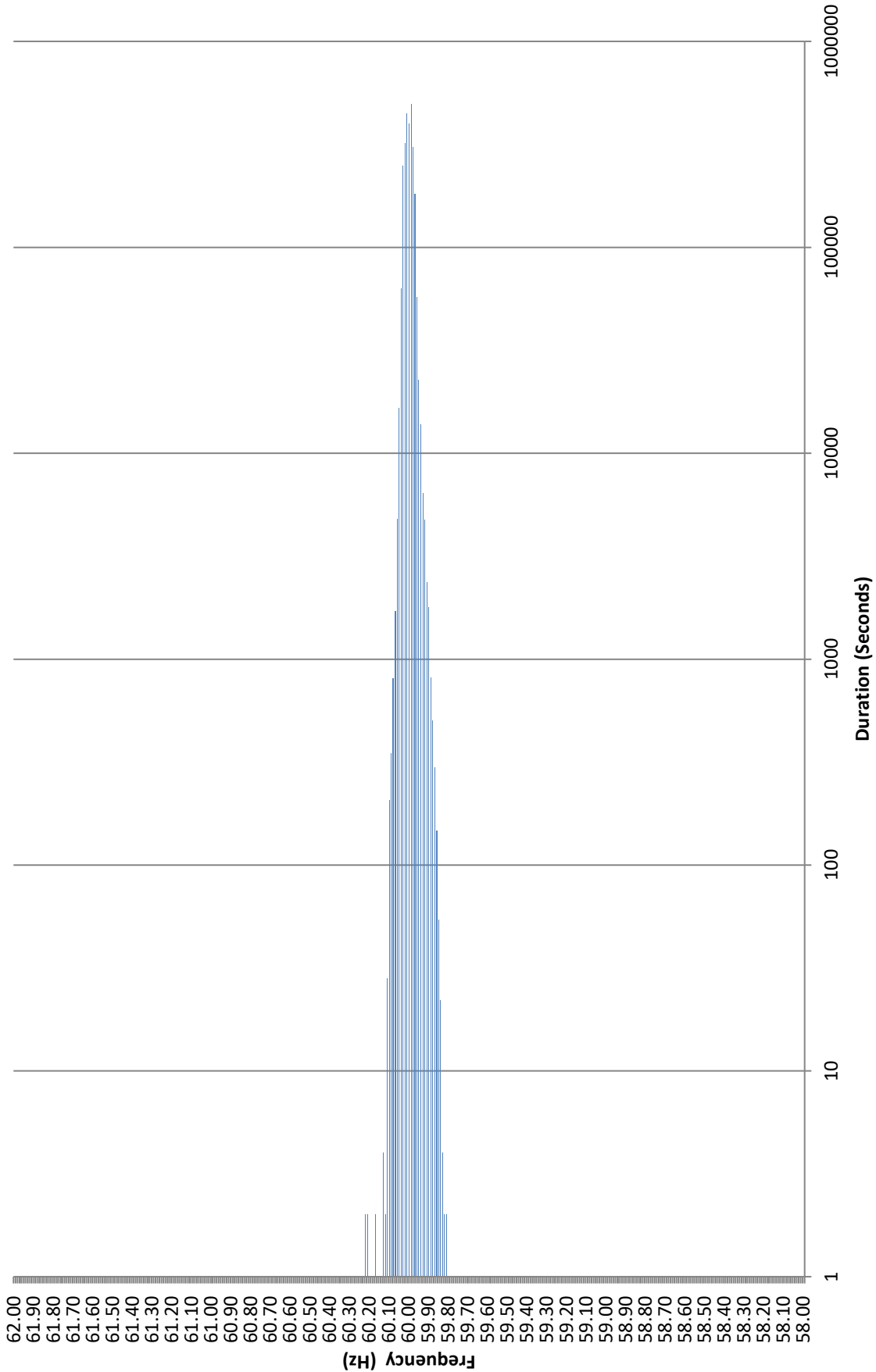
3a) Tabulation of each curtailment event for each resource including the starting date and time, duration, megawatt hours curtailed, peak MW curtailed, and reason for curtailment:

The tabulation of each curtailment event for each resource is provided in Attachment 6.

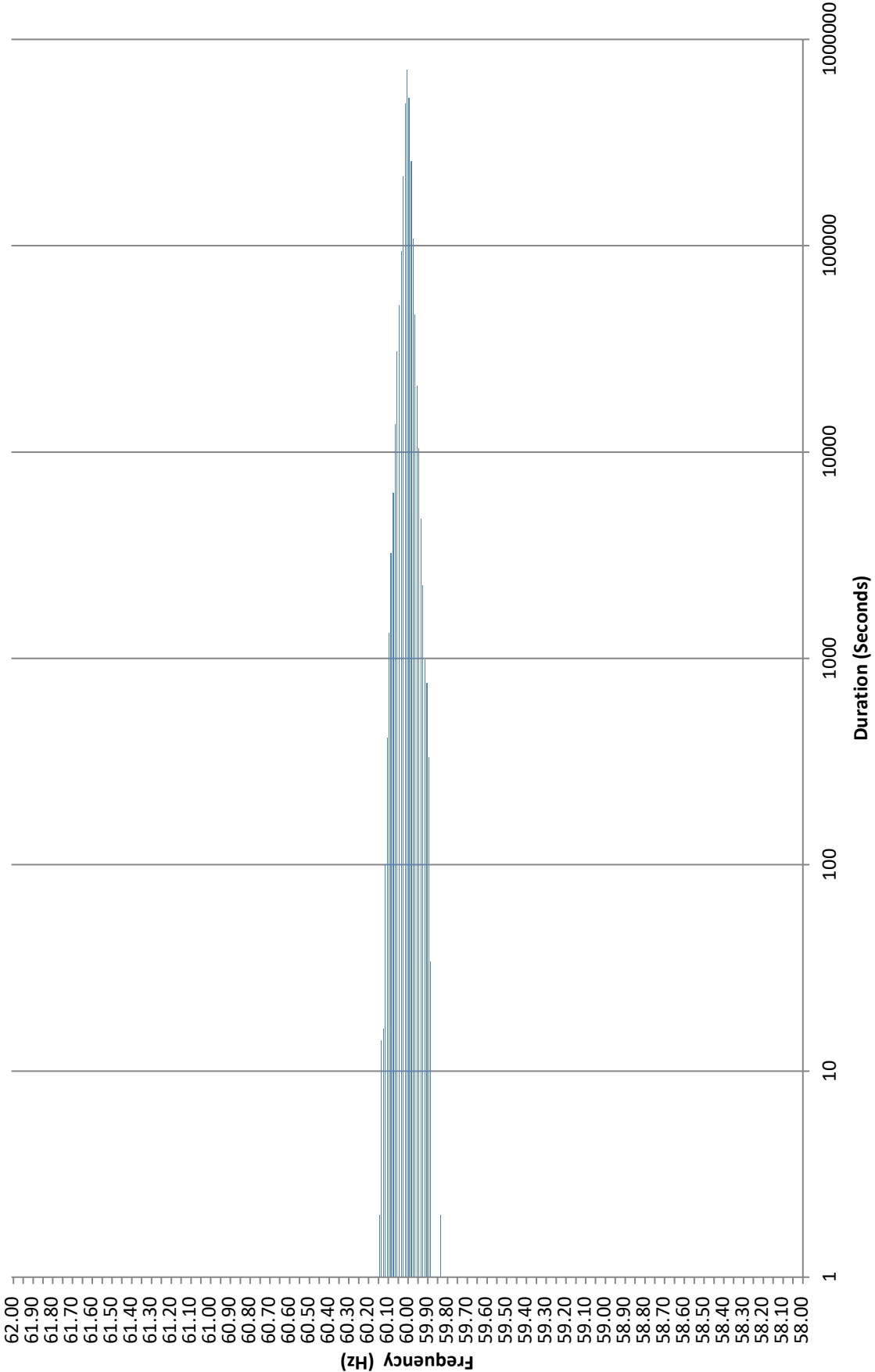
3b) Total MWh of non-dispatchable renewable resources curtailed for the month:

Curtailed MWh from non-dispatchable resources are difficult to determine due to the variability of the resource during curtailment periods. In some cases, the curtailed MWh estimates were provided by the IPPs under curtailment. The Company does not make any representations as to the accuracy of the curtailed MWh. The estimated MWh of non-dispatchable resources curtailed for the month are provided in Attachment 6, corresponding to each curtailment event.

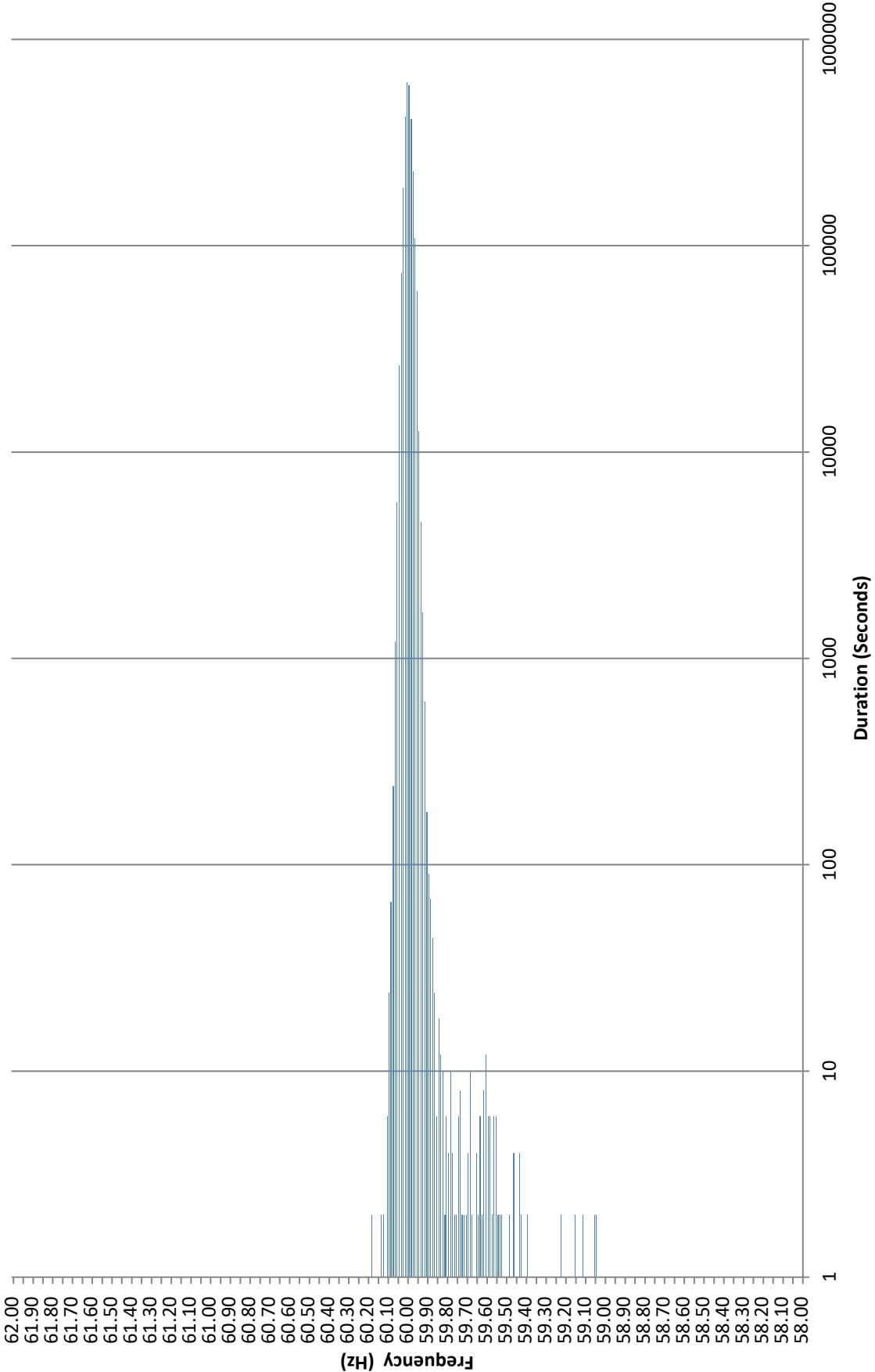
**Frequency Distribution Plot - Hawaiian Electric Company, Inc.
June 2022**



**Frequency Distribution Plot - Maui Electric Company, Limited
June 2022**



**Frequency Distribution Plot - Hawai'i Electric Light Company, Inc.
June 2021**



Hawaiian Electric Company, Inc. Frequency Excursion Statistics June 2022		
Data Rounded to the nearest	<59.95 Hz	>60.05 Hz
Number of Excursions	2730	992
Maximum Duration (sec)	412	402
Maximum Deviation (Hz)	59.815	60.219
Total Duration of Excursions (sec)	39008	11682

Maui Electric Company, Limited Frequency Excursion Statistics June 2022		
	<59.95 Hz	>60.05 Hz
Number of Excursions	4474	4801
Maximum Duration (sec)	284	400
Maximum Deviation (Hz)	59.827	60.140
Total Duration of Excursions (sec)	28084	37332

Hawai'i Electric Light Company, Inc. Frequency Excursion Statistics June 2022		
	<59.95 Hz	>60.05 Hz
Number of Excursions	9659	852
Maximum Duration (sec)	184	36
Maximum Deviation (Hz)	59.037	60.179
Total Duration of Excursions (sec)	51444	3314

This page intentionally left blank.

This page intentionally left blank.

Hawaiian Electric Company, Inc. Curtailment Report June 2022

Start Date/Time	Curtailment Set Point	MW output prior to start of curtailment	End Date/Time	MW output after curtailment released	Estimated MWh of curtailed energy during event (1)	IPP/Facility	Reason for Curtailment
06/01/22 05:42	0.0	0.00	06/02/22 06:12	0	*	MFO	System Constraints
06/01/22 05:43	0.0	0.00	06/01/22 16:49	0	*	KSMakai	System Constraints
06/01/22 05:43	0.0	0.00	06/01/22 06:19	0	*	KSMauka	System Constraints
06/01/22 05:45	0.0	0.00	06/01/22 06:21	0	*	KWMauka	System Constraints
06/01/22 05:45	0.0	0.00	06/01/22 16:47	0	*	KWMakai	System Constraints
06/01/22 05:51	0.0	2.00	06/01/22 16:44	0	*	KWF	System Constraints
06/01/22 10:27	0.0	12.00	06/01/22 16:48	0	*	KSMauka	Oversupply
06/01/22 10:28	0.0	2.00	06/01/22 15:30	0	*	Aloha2	Oversupply
06/01/22 11:16	0.0	15.00	06/01/22 15:29	0	*	NPM	Oversupply
06/01/22 11:19	0.0	10.00	06/01/22 15:03	0	*	Lani	Oversupply
06/01/22 11:19	0.0	44.00	06/01/22 15:03	0	*	Waipio	Oversupply
06/01/22 11:27	0.0	0.00	06/01/22 16:49	0	*	KSMakai	Oversupply
06/01/22 15:03	11.2	0.00	06/01/22 15:07	5.93	*	Lani	Oversupply
06/01/22 16:03	9.8	7.57	06/01/22 17:03	9.8	*	Lani	System Constraints
06/01/22 16:22	0.0	0.00	06/01/22 16:48	0	*	KSMauka	System Constraints
06/01/22 16:23	0.0	8.00	06/01/22 16:47	0	*	KWMauka	System Constraints
06/01/22 17:03	14.4	9.80	06/01/22 18:03	4.76	*	Lani	System Constraints
06/01/22 17:03	45.6	31.30	06/01/22 18:03	15.83	*	Waipio	System Constraints
06/01/22 18:03	13.7	4.76	06/01/22 19:03	0	*	Lani	System Constraints
06/01/22 19:03	0.0	0.00	06/02/22 06:10	0	*	Lani	System Constraints
06/01/22 19:03	0.0	0.00	06/02/22 06:10	0	*	Waipio	System Constraints
06/02/22 06:23	0.0	0.00	06/02/22 18:03	0	*	MFO	System Constraints
06/02/22 06:26	0.0	0.00	06/02/22 07:03	0	*	KSMauka	System Constraints
06/02/22 06:26	0.0	0.00	06/02/22 16:09	0	*	KSMakai	System Constraints
06/02/22 06:33	0.0	0.00	06/02/22 16:07	0	*	KWMakai	System Constraints
06/02/22 06:33	0.0	2.00	06/02/22 07:02	0	*	KWMauka	System Constraints
06/02/22 06:46	0.0	4.20	06/02/22 16:19	0	*	KWF	System Constraints
06/02/22 15:46	0.0	10.33	06/02/22 16:08	0	*	KWMauka	System Constraints
06/02/22 15:47	0.0	7.86	06/02/22 16:09	0	*	KSMauka	System Constraints
06/03/22 06:04	0.0	0.00	06/03/22 17:14	0	*	MFO	System Constraints
06/03/22 06:07	0.0	0.00	06/03/22 16:55	0	*	KSMakai	System Constraints
06/03/22 06:07	0.0	0.00	06/03/22 07:11	0	*	KSMauka	System Constraints
06/03/22 06:21	0.0	0.00	06/03/22 16:56	0	*	KWMakai	System Constraints
06/03/22 06:21	0.0	0.00	06/03/22 07:11	0	*	KWMauka	System Constraints
06/03/22 06:29	0.0	0.00	06/03/22 16:59	0	*	KWF	System Constraints
06/03/22 08:54	0.0	23.70	06/03/22 10:04	0	*	KSMauka	Oversupply
06/03/22 08:54	0.0	0.00	06/03/22 10:04	0	*	KSMakai	Oversupply
06/03/22 16:29	0.0	24.00	06/03/22 16:55	0	*	KSMauka	System Constraints
06/03/22 16:30	0.0	12.00	06/03/22 16:56	0	*	KWMauka	System Constraints
06/04/22 08:54	0.0	21.20	06/04/22 16:17	0	*	KSMauka	Oversupply
06/04/22 08:54	0.0	18.41	06/04/22 16:17	0	*	KSMakai	Oversupply
06/04/22 11:45	0.0	3.90	06/04/22 15:27	0	*	Aloha2	Oversupply
06/04/22 11:47	0.0	2.60	06/04/22 15:26	0	*	MFO	Oversupply
06/04/22 11:49	0.0	4.80	06/04/22 15:12	0	*	NPM	Oversupply
06/05/22 08:17	0.0	22.20	06/05/22 14:52	0	*	KSMauka	Oversupply
06/05/22 08:17	0.0	16.60	06/05/22 14:52	0	*	KSMakai	Oversupply
06/05/22 09:33	0.0	3.50	06/05/22 14:32	0	*	Aloha2	Oversupply
06/05/22 09:34	0.0	2.60	06/05/22 14:31	0	*	MFO	Oversupply
06/05/22 09:36	0.0	6.70	06/05/22 14:24	0	*	NPM	Oversupply
06/05/22 09:56	23.2	41.40	06/05/22 10:56	26.1	*	Waipio	Oversupply
06/05/22 09:56	6.8	6.80	06/05/22 10:56	6.8	*	Lani	Oversupply
06/05/22 10:56	23.1	23.10	06/05/22 11:10	23.1	*	Waipio	Oversupply
06/05/22 10:56	6.9	6.70	06/05/22 11:10	6.7	*	Lani	Oversupply
06/05/22 11:10	0.0	23.01	06/05/22 13:43	0	*	Waipio	Oversupply
06/05/22 11:10	0.0	6.92	06/05/22 13:43	0	*	Lani	Oversupply
06/06/22 06:24	0.0	0.00	06/06/22 17:54	0	*	MFO	System Constraints
06/06/22 06:26	0.0	1.50	06/06/22 17:53	0	*	KSMakai	System Constraints
06/06/22 06:26	0.0	1.80	06/06/22 07:28	0	*	KSMauka	System Constraints
06/06/22 06:31	0.0	2.50	06/06/22 17:53	0	*	KWMakai	System Constraints
06/06/22 06:31	0.0	6.70	06/06/22 07:28	0	*	KWMauka	System Constraints

Hawaiian Electric Company, Inc. Curtailment Report June 2022

Start Date/Time	Curtailment Set Point	MW output prior to start of curtailment	End Date/Time	MW output after curtailment released	Estimated MWh of curtailed energy during event (1)	IPP/Facility	Reason for Curtailment
06/06/22 06:41	0.0	0.00	06/06/22 17:57	0	*	KWF	System Constraints
06/06/22 06:54	0.0	0.00	06/06/22 07:47	0	*	North	System Constraints
06/06/22 06:54	0.0	0.00	06/06/22 07:48	0	*	South	System Constraints
06/06/22 15:43	0.0	24.90	06/06/22 17:53	0	*	KSMauka	System Constraints
06/06/22 15:44	0.0	14.30	06/06/22 17:53	0	*	KWMauka	System Constraints
06/06/22 15:46	0.0	0.90	06/06/22 16:50	0	*	North	System Constraints
06/06/22 15:46	0.0	0.20	06/06/22 16:50	0	*	South	System Constraints
06/07/22 06:06	0.0	3.20	06/07/22 18:56	0	*	KWF	System Constraints
06/07/22 06:09	0.0	0.10	06/08/22 17:34	0	*	MFO	System Constraints
06/07/22 07:49	0.0	2.20	06/07/22 18:51	0	*	KWMakai	System Constraints
06/07/22 07:47	0.0	0.00	06/07/22 07:55	0	*	KSMauka	System Constraints
06/07/22 07:48	0.0	6.60	06/07/22 18:52	0	*	KSMakai	System Constraints
06/07/22 07:50	0.0	0.00	06/07/22 07:56	0	*	KWMauka	System Constraints
06/07/22 06:32	0.0	0.00	06/07/22 07:30	0	*	North	System Constraints
06/07/22 06:33	0.0	0.00	06/07/22 07:31	0	*	South	System Constraints
06/07/22 17:52	0.0	0.80	06/07/22 18:52	0	*	KSMauka	System Constraints
06/07/22 17:54	0.0	17.70	06/07/22 18:51	0	*	KWMauka	System Constraints
06/07/22 17:54	0.0	0.60	06/07/22 18:44	0	*	North	System Constraints
06/07/22 17:56	0.0	0.10	06/07/22 18:45	0	*	South	System Constraints
06/08/22 05:43	0.0	0.00	06/08/22 07:30	0	*	North	System Constraints
06/08/22 05:45	0.0	0.00	06/08/22 07:31	0	*	South	System Constraints
06/08/22 06:40	0.0	0.70	06/08/22 17:51	0	*	KSMakai	System Constraints
06/08/22 06:40	0.0	0.20	06/08/22 06:55	0	*	KSMauka	System Constraints
06/08/22 06:46	0.0	3.60	06/08/22 17:51	0	*	KWMakai	System Constraints
06/08/22 06:46	0.0	6.60	06/08/22 06:56	0	*	KWMauka	System Constraints
06/08/22 06:46	0.0	11.00	06/08/22 16:59	0	*	KWF	System Constraints
06/08/22 12:23	0.0	26.50	06/08/22 15:45	0	*	KSMauka	Oversupply
06/08/22 15:45	0.0	0.14	06/08/22 17:50	0	*	KSMauka	System Constraints
06/08/22 16:52	0.0	3.20	06/08/22 17:51	0	*	KWMauka	System Constraints
06/08/22 17:03	0.0	0.50	06/08/22 17:49	0	*	North	System Constraints
06/08/22 17:03	0.0	0.10	06/08/22 17:49	0	*	South	System Constraints
06/09/22 06:31	0.0	0.00	06/09/22 18:37	0	*	KWF	System Constraints
06/09/22 07:27	0.0	0.40	06/09/22 18:59	0	*	MFO	System Constraints
06/09/22 07:32	0.0	10.50	06/09/22 18:47	0	*	KSMakai	System Constraints
06/09/22 07:32	0.0	14.60	06/09/22 07:44	0	*	KSMauka	System Constraints
06/09/22 07:34	0.0	0.10	06/09/22 18:43	0	*	KWMakai	System Constraints
06/09/22 07:34	0.0	0.00	06/09/22 07:42	0	*	KWMauka	System Constraints
06/09/22 11:04	0.0	26.00	06/09/22 18:47	0	*	KSMauka	Oversupply
06/09/22 17:40	0.0	29.50	06/09/22 18:44	0	*	KWMauka	System Constraints
06/10/22 09:02	0.0	16.90	06/10/22 13:27	0	*	KSMauka	Oversupply
06/10/22 09:02	0.0	10.70	06/10/22 13:27	0	*	KSMakai	Oversupply
06/11/22 09:32	0.0	12.10	06/11/22 15:01	0	*	KSMauka	Oversupply
06/11/22 09:32	0.0	17.60	06/11/22 15:00	0	*	KSMakai	Oversupply
06/11/22 09:55	0.0	2.60	06/11/22 14:56	0	*	Aloha2	Oversupply
06/11/22 09:57	0.0	1.40	06/11/22 14:54	0	*	MFO	Oversupply
06/11/22 10:00	0.0	15.20	06/11/22 14:51	0	*	NPM	Oversupply
06/11/22 11:59	24.5	45.80	06/11/22 12:18	0	*	Waipio	Oversupply
06/11/22 11:59	5.5	10.60	06/11/22 12:18	0	*	Lani	Oversupply
06/11/22 12:18	0.0	24.50	06/11/22 14:34	0	*	Waipio	Oversupply
06/11/22 12:18	0.0	5.40	06/11/22 14:34	0	*	Lani	Oversupply
06/12/22 07:26	0.0	2.80	06/12/22 14:05	0	*	KSMauka	Oversupply
06/12/22 07:28	0.0	2.90	06/12/22 08:45	0	*	KSMakai	Oversupply
06/12/22 09:15	0.0	18.40	06/12/22 14:04	0	*	KSMakai	Oversupply
06/12/22 09:58	0.0	3.60	06/12/22 14:01	0	*	Aloha2	Oversupply
06/12/22 09:58	0.0	1.50	06/12/22 13:58	0	*	MFO	Oversupply
06/12/22 09:59	0.0	23.90	06/12/22 13:57	0	*	NPM	Oversupply
06/13/22 05:32	0.0	0.00	06/13/22 17:08	0	*	MFO	System Constraints
06/13/22 05:36	0.0	0.00	06/13/22 17:07	0	*	KSMakai	System Constraints
06/13/22 05:37	0.0	0.00	06/13/22 06:36	0	*	KSMauka	System Constraints
06/13/22 05:39	0.0	5.70	06/13/22 17:05	0	*	KWMakai	System Constraints
06/13/22 05:40	0.0	10.60	06/13/22 06:36	0	*	KWMauka	System Constraints
06/13/22 05:45	0.0	11.50	06/13/22 17:10	0	*	KWF	System Constraints

Hawaiian Electric Company, Inc. Curtailment Report June 2022

Start Date/Time	Curtailment Set Point	MW output prior to start of curtailment	End Date/Time	MW output after curtailment released	Estimated MWh of curtailed energy during event (1)	IPP/Facility	Reason for Curtailment
06/13/22 06:02	0.0	0.00	06/13/22 12:28	0	61.60	WestL	Facility Requested
06/13/22 07:09	0.0	13.10	06/13/22 15:51	0	*	NPM	System Constraints
06/13/22 16:56	0.0	2.20	06/13/22 17:07	0	*	KSMauka	System Constraints
06/13/22 16:58	0.0	21.10	06/13/22 17:05	0	*	KWMauka	System Constraints
06/14/22 06:45	0.0	0.00	06/14/22 19:40	0	*	MFO	System Constraints
06/14/22 06:53	0.0	0.00	06/14/22 19:39	0	*	KSMakai	System Constraints
06/14/22 06:53	0.0	0.00	06/14/22 08:43	0	*	KSMauka	System Constraints
06/14/22 06:59	0.0	0.00	06/14/22 19:38	0	*	KWMakai	System Constraints
06/14/22 06:59	0.0	0.00	06/14/22 08:43	0	*	KWMauka	System Constraints
06/14/22 07:05	0.0	0.00	06/14/22 19:42	0	*	KWF	System Constraints
06/14/22 19:18	0.0	0.10	06/14/22 19:39	0	*	KSMauka	System Constraints
06/14/22 19:18	0.0	19.20	06/14/22 19:37	0	*	KWMauka	System Constraints
06/15/22 06:17	0.0	0.00	06/15/22 18:00	0	*	MFO	System Constraints
06/15/22 06:17	0.0	0.00	06/15/22 21:12	0	*	KSMakai	System Constraints
06/15/22 06:17	0.0	0.00	06/15/22 07:37	0	*	KSMauka	System Constraints
06/15/22 06:20	0.0	2.70	06/15/22 07:36	0	*	KWMauka	System Constraints
06/15/22 06:21	0.0	7.00	06/15/22 21:11	0	*	KWMakai	System Constraints
06/15/22 06:44	0.0	1.30	06/15/22 18:02	0	*	KWF	System Constraints
06/15/22 07:39	0.0	1.40	06/15/22 07:59	0	*	North	System Constraints
06/15/22 07:40	0.0	0.50	06/15/22 08:00	0	*	South	System Constraints
06/15/22 17:51	0.0	19.50	06/15/22 21:11	0	*	KWMauka	System Constraints
06/15/22 17:52	0.0	9.90	06/15/22 21:13	0	*	KSMauka	System Constraints
06/15/22 20:59	0.0	0.00	06/15/22 21:12	0	*	North	System Constraints
06/15/22 21:00	0.0	0.00	06/15/22 21:12	0	*	South	System Constraints
06/16/22 05:54	0.0	0.00	06/16/22 16:48	0	*	MFO	System Constraints
06/16/22 05:59	0.0	0.00	06/16/22 16:50	0	*	KSMakai	System Constraints
06/16/22 06:00	0.0	0.00	06/16/22 06:26	0	*	KSMauka	System Constraints
06/16/22 06:02	0.0	4.00	06/16/22 16:49	0	*	KWMakai	System Constraints
06/16/22 06:02	0.0	13.00	06/16/22 06:29	0	*	KWMauka	System Constraints
06/16/22 06:07	0.0	7.00	06/16/22 16:56	0	*	KWF	System Constraints
06/16/22 07:39	0.0	1.50	06/16/22 08:03	0	*	North	System Constraints
06/16/22 07:39	0.0	1.00	06/16/22 08:04	0	*	South	System Constraints
06/16/22 13:01	0.0	11.00	06/16/22 14:36	0	*	Lani	Facility Requested
06/16/22 15:59	0.0	3.00	06/16/22 16:05	0	*	North	System Constraints
06/16/22 16:00	0.0	0.00	06/16/22 16:06	0	*	South	System Constraints
06/16/22 15:52	0.0	16.90	06/16/22 16:49	0	*	KWMauka	System Constraints
06/16/22 15:53	0.0	3.20	06/16/22 16:50	0	*	KSMauka	System Constraints
06/17/22 05:31	0.0	0.00	06/20/22 08:58	0	*	MFO	System Constraints
06/17/22 05:38	0.0	0.00	06/17/22 16:52	0	*	KSMakai	System Constraints
06/17/22 05:38	0.0	0.00	06/17/22 06:53	0	*	KSMauka	System Constraints
06/17/22 05:39	0.0	0.00	06/17/22 16:46	0	*	KWMakai	System Constraints
06/17/22 05:40	0.0	2.00	06/17/22 06:57	0	*	KWMauka	System Constraints
06/17/22 06:14	0.0	11.00	06/17/22 16:42	0	*	KWF	System Constraints
06/17/22 07:53	0.0	1.00	06/17/22 08:13	0	*	North	System Constraints
06/17/22 07:53	0.0	0.00	06/17/22 08:14	0	*	South	System Constraints
06/17/22 11:58	0.0	19.00	06/17/22 16:52	0	*	KSMauka	Oversupply
06/17/22 12:36	0.0	0.00	06/17/22 14:30	0	*	Aloha2	Oversupply
06/17/22 15:33	0.0	27.40	06/17/22 16:46	0	*	KWMauka	System Constraints
06/17/22 18:30	0.0	0.00	06/17/22 19:04	0	*	North	System Constraints
06/17/22 18:30	0.0	0.00	06/17/22 19:04	0	*	South	System Constraints
06/17/22 18:34	0.0	17.30	06/17/22 19:03	0	*	KWMauka	System Constraints
06/17/22 18:35	0.0	5.50	06/17/22 19:03	0	*	KSMauka	System Constraints
06/18/22 08:27	0.0	17.00	06/18/22 16:01	0	*	KSMauka	Oversupply
06/18/22 08:27	0.0	17.00	06/18/22 14:34	0	*	KSMakai	Oversupply
06/18/22 09:09	0.0	3.00	06/18/22 14:33	0	*	Aloha2	Oversupply
06/18/22 09:11	0.0	24.00	06/18/22 14:32	0	*	NPM	Oversupply
06/18/22 09:29	0.0	15.00	06/18/22 13:50	0	*	Lani	Oversupply
06/18/22 09:29	0.0	43.00	06/18/22 13:50	0	*	Waipio	Oversupply
06/18/22 12:10	0.0	20.00	06/18/22 13:09	0	15.17	WestL	Oversupply
06/19/22 08:42	0.0	15.00	06/19/22 16:29	0	*	KSMauka	Oversupply
06/19/22 08:42	0.0	11.00	06/19/22 16:29	0	*	KSMakai	Oversupply
06/19/22 09:15	0.0	3.00	06/19/22 14:54	0	*	Aloha2	Oversupply

Hawaiian Electric Company, Inc. Curtailment Report June 2022

Start Date/Time	Curtailment Set Point	MW output prior to start of curtailment	End Date/Time	MW output after curtailment released	Estimated MWh of curtailed energy during event (1)	IPP/Facility	Reason for Curtailment
06/19/22 09:16	0.0	18.00	06/19/22 14:22	0	*	NPM	Oversupply
06/19/22 09:38	0.0	43.00	06/19/22 13:58	0	*	Waipio	Oversupply
06/19/22 09:38	0.0	11.00	06/19/22 13:58	0	*	Lani	Oversupply
06/20/22 07:37	0.0	1.20	06/20/22 08:22	0	*	North	System Constraints
06/20/22 07:40	0.0	0.40	06/20/22 08:23	0	*	South	System Constraints
06/20/22 10:26	0.0	25.90	06/20/22 11:31	0	*	KSMauka	Oversupply
06/20/22 16:29	0.0	21.30	06/20/22 17:01	0	*	KWMauka	System Constraints
06/20/22 16:34	0.0	21.70	06/20/22 17:04	0	*	KSMauka	System Constraints
06/20/22 16:31	0.0	1.50	06/20/22 17:07	0	*	North	System Constraints
06/20/22 16:32	0.0	0.50	06/20/22 17:06	0	*	South	System Constraints
06/21/22 10:42	0.0	25.50	06/21/22 13:10	0	*	KSMauka	Oversupply
06/22/22 09:35	0.0	24.90	06/22/22 15:54	0	*	KSMauka	Oversupply
06/22/22 09:43	0.0	19.00	06/22/22 15:54	0	*	KSMakai	Oversupply
06/22/22 10:51	0.0	3.90	06/22/22 14:35	0	*	Aloha2	Oversupply
06/22/22 10:51	0.0	2.10	06/22/22 14:34	0	*	MFO	Oversupply
06/22/22 10:52	0.0	15.10	06/22/22 14:33	0	*	NPM	Oversupply
06/22/22 11:28	7.1	60.10	06/22/22 12:28	7.1	*	Lani	Oversupply
06/22/22 11:28	22.9	45.61	06/22/22 12:28	22.63	*	Waipio	Oversupply
06/22/22 12:28	7.2	7.25	06/22/22 13:28	7.2	*	Lani	Oversupply
06/22/22 12:28	22.8	22.63	06/22/22 13:28	22.8	*	Waipio	Oversupply
06/22/22 13:28	7.2	7.43	06/22/22 14:09	7.53	*	Lani	Oversupply
06/22/22 13:28	22.8	22.86	06/22/22 14:09	23.1	*	Waipio	Oversupply
06/23/22 06:24	0.0	0.00	06/23/22 16:33	0	*	KREP	System Constraints
06/23/22 06:25	0.0	0.00	06/23/22 14:02	0	4.81	WestL	System Constraints
06/23/22 06:53	0.0	10.39	06/23/22 08:21	0	*	NPM	System Constraints
06/23/22 10:34	0.0	9.90	06/23/22 14:13	0	*	KSMauka	Oversupply
06/23/22 10:34	0.0	10.20	06/23/22 14:13	0	*	KSMakai	Oversupply
06/23/22 10:42	0.0	3.90	06/23/22 13:52	0	*	Aloha2	Oversupply
06/23/22 10:43	0.0	2.00	06/23/22 13:51	0	*	MFO	Oversupply
06/23/22 10:43	0.0	11.70	06/23/22 13:12	0	*	NPM	Oversupply
06/23/22 17:39	0.0	12.00	06/23/22 18:04	0	*	NPM	System Constraints
06/24/22 06:35	0.0	3.10	06/24/22 07:12	0	*	NPM	System Constraints
06/24/22 08:40	0.0	0.90	06/24/22 09:13	0	*	KREP	System Constraints
06/24/22 08:42	0.0	6.70	06/24/22 09:12	0	3.95	WestL	System Constraints
06/24/22 14:41	0.0	4.10	06/24/22 15:35	0	*	NPM	System Constraints
06/24/22 15:03	0.0	0.90	06/24/22 15:45	0	*	KREP	System Constraints
06/24/22 15:07	0.0	15.10	06/24/22 15:44	0	6.38	WestL	System Constraints
06/24/22 22:13	0.0	2.70	06/24/22 22:49	0	*	KWF	System Constraints
06/24/22 22:08	0.0	0.00	06/24/22 22:46	0	*	MFO	System Constraints
06/24/22 22:17	0.0	0.00	06/24/22 22:43	0	*	KSMakai	System Constraints
06/24/22 22:15	0.0	0.00	06/24/22 22:45	0	*	KWMakai	System Constraints
06/25/22 10:43	0.0	27.30	06/25/22 15:00	0	*	KSMauka	Oversupply
06/25/22 10:44	0.0	19.70	06/25/22 15:00	0	*	KSMakai	Oversupply
06/25/22 11:18	0.0	3.90	06/25/22 14:05	0	*	Aloha2	Oversupply
06/25/22 11:18	0.0	1.80	06/25/22 14:05	0	*	MFO	Oversupply
06/25/22 11:18	0.0	6.70	06/25/22 14:01	0	*	NPM	Oversupply
06/26/22 08:43	0.0	22.90	06/26/22 16:29	0	*	KSMauka	Oversupply
06/26/22 08:43	0.0	17.60	06/26/22 16:29	0	*	KSMakai	Oversupply
06/26/22 08:47	0.0	2.50	06/26/22 15:57	0	*	Aloha2	Oversupply
06/26/22 08:49	0.0	2.40	06/26/22 15:56	0	*	MFO	Oversupply
06/26/22 08:52	0.0	10.40	06/26/22 15:55	0	*	NPM	Oversupply
06/26/22 11:01	0.0	43.70	06/26/22 13:57	0	*	Waipio	Oversupply
06/26/22 11:01	0.0	13.00	06/26/22 13:57	0	*	Lani	Oversupply
06/27/22 10:10	0.0	25.60	06/27/22 14:09	0	*	KSMauka	Oversupply
06/27/22 10:10	0.0	19.70	06/27/22 14:09	0	*	KSMakai	Oversupply
06/27/22 11:53	0.0	2.80	06/27/22 13:42	0	*	Aloha2	Oversupply
06/27/22 11:53	0.0	2.30	06/27/22 13:42	0	*	MFO	Oversupply
06/27/22 11:53	0.0	22.00	06/27/22 13:42	0	*	NPM	Oversupply
06/28/22 10:45	0.0	3.00	06/28/22 15:37	0	*	KSMauka	Oversupply
06/28/22 10:45	0.0	12.80	06/28/22 13:00	0	*	KSMakai	Oversupply
06/28/22 10:47	0.0	3.90	06/28/22 12:51	0	*	Aloha2	Oversupply
06/28/22 10:49	0.0	2.90	06/28/22 12:50	0	*	MFO	Oversupply

Hawaiian Electric Company, Inc. Curtailment Report June 2022

Start Date/Time	Curtailment Set Point	MW output prior to start of curtailment	End Date/Time	MW output after curtailment released	Estimated MWh of curtailed energy during event (1)	IPP/Facility	Reason for Curtailment
06/28/22 11:36	0.0	18.40	06/28/22 12:30	0	*	NPM	Oversupply
06/28/22 11:44	0.0	38.10	06/28/22 12:12	0	*	Waipio	Oversupply
06/28/22 11:44	0.0	12.50	06/28/22 12:12	0	*	Lani	Oversupply
06/28/22 13:27	0.0	10.70	06/28/22 15:37	0	*	KSMakai	Oversupply
06/29/22 14:14	0.0	13.10	06/29/22 16:03	0	*	KSMakai	Oversupply
06/29/22 14:14	0.0	11.20	06/29/22 16:03	0	*	KSMauka	Oversupply
06/30/22 15:35	0.0	2.00	06/30/22 16:27	0	*	Aloha1	System Constraints

Aloha1 = Aloha Solar Energy Fund I

Aloha2 = Aloha Solar Energy Fund II

KLS2 = Kalaeloa Solar Two

KREP = Kalaeloa Renewable Energy Partners

KWF = Kahuku Wind Power

Lani = Lanikuhana Solar

MFO = Mauka FIT One Solar

NPM = Na Pua Makani Power Partners

KSMakai = Kawaioloa Solar Makai

KSMauka = Kawaioloa Solar Mauka

KWMakai = Kawaioloa Wind Makai

KWMauka = Kawaioloa Wind Mauka

North = Waihonu North

South = Waihonu South

Waianaes = EE Waianaes Solar Project

Waipio = Waipio PV

WestL = West Loch PV

(1) The estimated MWh of energy curtailed during the event is supplied by IPP, and HECO does not make any representations as to its accuracy.

* Data has not been provided by IPP.



Maui Curtailment Report

June 2022

Start Date and Time	Duration (minutes)	IPP Curtailed	Estimated Curtailed MWH	Peak MW Curtailed	Reasons for Curtailment
6/1/2022 2:51	0:08	AWE	0.06514	20.30000	Oversupply
6/1/2022 3:00	0:01	AWE	0.00107	19.60000	Oversupply
6/1/2022 3:06	0:01	AWE	0.00136	19.90000	Oversupply
6/1/2022 3:12	0:02	AWE	0.01092	19.60000	Oversupply
6/1/2022 4:51	0:01	KWPPII	0.00384	0.80335	Oversupply
6/1/2022 4:59	0:02	KWPPII	0.00942	0.72851	Oversupply
6/1/2022 5:42	0:29	KWPPII	2.13850	9.35084	Oversupply
6/1/2022 5:44	0:26	BS250	Data is not available	Data is not available	Oversupply
6/1/2022 5:50	0:09	AWE	0.19001	18.60000	Oversupply
6/1/2022 6:03	0:01	AWE	0.00292	17.20000	Oversupply
6/1/2022 6:18	6:59	KWPPII	56.08517	20.47405	Oversupply
6/1/2022 6:18	7:00	SSA3	11.48561	0.00000	Oversupply
6/1/2022 6:18	6:59	SSA2	10.32381	0.00100	Oversupply
6/1/2022 6:19	6:58	BS250	Data is not available	Data is not available	Oversupply
6/1/2022 6:30	0:07	AWE	0.08819	16.00000	Oversupply
6/1/2022 6:38	0:12	AWE	0.20546	16.00000	Oversupply
6/1/2022 6:52	0:02	AWE	0.04160	15.60000	Oversupply
6/1/2022 6:55	0:01	AWE	0.00209	15.00000	Oversupply
6/1/2022 6:57	0:01	AWE	0.01535	15.90000	Oversupply
6/1/2022 7:35	0:02	AWE	0.01581	21.00000	Oversupply
6/1/2022 7:46	0:02	AWE	0.02015	21.00000	Oversupply
6/1/2022 7:50	0:09	AWE	0.10655	21.00000	Oversupply
6/1/2022 8:02	0:01	AWE	0.00741	21.00000	Oversupply
6/1/2022 11:00	0:01	AWE	0.01240	18.50000	Oversupply
6/1/2022 12:02	0:03	AWE	0.02595	19.50000	Oversupply
6/1/2022 12:34	0:19	AWE	0.29838	19.60000	Oversupply
6/1/2022 12:56	0:02	AWE	0.02452	21.00000	Oversupply
6/1/2022 13:02	0:01	AWE	0.00057	21.00000	Oversupply
6/1/2022 13:17	0:02	SSA2	0.07092	0.26300	Oversupply
6/1/2022 13:17	0:02	SSA3	0.03464	0.79400	Oversupply
6/1/2022 13:19	0:02	SSA2	0.07092	1.16700	Oversupply
6/1/2022 13:19	0:02	SSA3	0.03408	0.71500	Oversupply
6/1/2022 13:21	0:02	SSA2	0.07033	0.18900	Oversupply
6/1/2022 13:21	0:02	SSA3	0.03408	0.68200	Oversupply
6/1/2022 13:23	0:02	SSA2	0.07092	0.12000	Oversupply
6/1/2022 13:23	0:02	SSA3	0.03436	0.19100	Oversupply
6/1/2022 13:25	0:02	SSA2	0.07033	1.40600	Oversupply
6/1/2022 13:25	0:02	SSA3	0.03408	1.05700	Oversupply
6/1/2022 13:27	0:02	SSA2	0.07092	1.46300	Oversupply
6/1/2022 13:27	0:02	SSA3	0.03464	0.80100	Oversupply
6/1/2022 13:29	0:02	SSA2	0.08754	0.45200	Oversupply
6/1/2022 13:29	0:02	SSA3	0.04801	0.46100	Oversupply
6/1/2022 13:31	0:03	BS250	Data is not available	Data is not available	Oversupply
6/1/2022 13:31	0:04	SSA2	0.18755	0.42200	Oversupply
6/1/2022 13:31	0:04	SSA3	0.15330	0.01700	Oversupply
6/1/2022 13:33	0:02	KWPPII	0.01198	14.36457	Oversupply
6/1/2022 13:35	0:02	SSA3	0.07634	-0.00500	Oversupply
6/1/2022 13:37	0:02	SSA2	0.09377	0.12100	Oversupply
6/1/2022 13:37	0:02	SSA3	0.07634	0.35400	Oversupply
6/1/2022 13:39	0:01	BS250	Data is not available	Data is not available	Oversupply
6/1/2022 13:39	0:02	SSA2	0.09377	0.09100	Oversupply
6/1/2022 13:39	0:02	SSA3	0.07570	0.86900	Oversupply
6/1/2022 13:41	0:23	BS250	Data is not available	Data is not available	Oversupply
6/1/2022 13:41	0:24	KWPPII	0.76745	12.75886	Oversupply
6/1/2022 13:41	0:22	SSA2	0.81284	0.00700	Oversupply
6/1/2022 13:41	0:22	SSA3	0.91284	-0.00400	Oversupply
6/1/2022 14:03	0:02	SSA2	0.02789	0.00100	Oversupply
6/1/2022 14:04	0:02	SSA3	0.04180	-0.00400	Oversupply
6/1/2022 14:05	0:02	SSA2	0.02766	0.73800	Oversupply
6/1/2022 14:06	0:02	SSA3	0.04215	0.08200	Oversupply
6/1/2022 14:07	0:02	SSA2	0.02789	2.02000	Oversupply
6/1/2022 14:08	0:02	SSA3	0.04180	0.99900	Oversupply
6/1/2022 14:09	0:02	SSA2	0.02766	1.08500	Oversupply
6/1/2022 14:23	0:02	SSA2	0.01699	2.10300	Oversupply
6/1/2022 14:24	0:02	SSA3	0.00211	2.41200	Oversupply
6/1/2022 14:25	0:02	SSA2	0.01685	1.25900	Oversupply
6/1/2022 14:26	0:02	SSA3	0.00212	1.16300	Oversupply
6/1/2022 14:29	0:02	SSA2	0.03426	0.88900	Oversupply
6/1/2022 14:31	0:02	SSA2	0.01737	1.02800	Oversupply
6/1/2022 14:32	0:02	SSA3	0.02018	2.25100	Oversupply
6/1/2022 14:33	0:02	SSA2	0.01752	0.88000	Oversupply
6/1/2022 14:34	0:02	SSA3	0.02018	1.62300	Oversupply
6/1/2022 14:35	0:02	SSA2	0.01752	0.94300	Oversupply



Maui Curtailment Report

June 2022

Start Date and Time	Duration (minutes)	IPP Curtailed	Estimated Curtailed MWH	Peak MW Curtailed	Reasons for Curtailment
6/1/2022 14:36	0:02	SSA3	0.02018	0.74400	Oversupply
6/1/2022 14:39	0:02	SSA2	0.01752	1.69200	Oversupply
6/1/2022 14:40	0:02	SSA3	0.02035	1.68300	Oversupply
6/1/2022 14:41	0:02	SSA2	0.01766	0.70500	Oversupply
6/1/2022 14:42	0:02	SSA3	0.02001	0.01300	Oversupply
6/1/2022 14:43	0:02	SSA2	0.00928	0.65800	Oversupply
6/1/2022 14:44	0:02	SSA3	0.00689	1.74400	Oversupply
6/1/2022 14:45	0:02	SSA2	0.01363	1.61000	Oversupply
6/1/2022 14:46	0:02	SSA3	0.01130	2.33200	Oversupply
6/1/2022 15:42	0:02	SSA2	0.01645	2.25200	Oversupply
6/1/2022 15:43	0:02	SSA3	0.00550	1.78100	Oversupply
6/1/2022 15:54	0:02	SSA2	0.03767	2.15500	Oversupply
6/1/2022 15:55	0:02	SSA3	0.02525	1.03100	Oversupply
6/1/2022 15:56	0:01	BS250	Data is not available	Data is not available	Oversupply
6/1/2022 15:56	0:02	SSA2	0.03798	0.01700	Oversupply
6/1/2022 15:57	0:02	SSA3	0.02546	0.37700	Oversupply
6/1/2022 15:58	0:06	SSA2	0.12743	0.10400	Oversupply
6/1/2022 15:59	0:05	BS250	Data is not available	Data is not available	Oversupply
6/1/2022 15:59	0:04	SSA3	0.05773	-0.00400	Oversupply
6/1/2022 16:00	0:04	KWPPII	0.06752	14.57414	Oversupply
6/1/2022 16:03	0:02	SSA3	0.02798	-0.00400	Oversupply
6/1/2022 16:04	0:02	SSA2	0.04317	0.14200	Oversupply
6/1/2022 16:05	0:02	SSA3	0.02798	0.35200	Oversupply
6/1/2022 16:06	0:02	SSA2	0.04353	0.50800	Oversupply
6/1/2022 16:07	0:02	SSA3	0.02822	1.12000	Oversupply
6/1/2022 16:08	0:02	SSA2	0.04317	0.73200	Oversupply
6/1/2022 16:09	0:02	SSA3	0.02775	1.18900	Oversupply
6/1/2022 16:10	0:02	SSA2	0.04353	1.55900	Oversupply
6/1/2022 16:13	0:02	SSA3	0.02425	1.59100	Oversupply
6/1/2022 21:29	0:02	KWPPII	0.04220	18.76455	Oversupply
6/2/2022 1:00	0:03	KWPPII	0.01475	10.19212	Oversupply
6/2/2022 1:04	0:02	KWPPII	0.02704	14.13903	Oversupply
6/2/2022 1:42	0:08	KWPPII	0.24280	12.02436	Oversupply
6/2/2022 2:12	0:01	KWPPII	0.00026	9.38178	Oversupply
6/2/2022 10:13	0:01	KWPPII	0.00156	0.09381	Oversupply
6/2/2022 12:06	0:02	SSA3	0.02924	2.59100	Oversupply
6/2/2022 12:07	0:02	SSA2	0.02488	1.75200	Oversupply
6/2/2022 12:08	0:02	SSA3	0.02924	1.67900	Oversupply
6/2/2022 12:09	0:02	SSA2	0.02509	0.44100	Oversupply
6/2/2022 12:10	0:02	SSA3	0.02948	1.34500	Oversupply
6/2/2022 12:11	0:02	SSA2	0.02488	1.48000	Oversupply
6/2/2022 12:36	0:02	SSA3	0.01631	2.03600	Oversupply
6/2/2022 12:38	0:02	SSA3	0.01672	1.55700	Oversupply
6/2/2022 12:39	0:02	SSA2	0.00856	1.19900	Oversupply
6/2/2022 12:41	0:02	SSA2	0.00856	1.01500	Oversupply
6/2/2022 12:42	0:02	SSA3	0.01659	0.97100	Oversupply
6/2/2022 12:43	0:02	SSA2	0.01899	1.19800	Oversupply
6/2/2022 12:45	0:02	SSA2	0.04236	1.63100	Oversupply
6/2/2022 12:47	0:02	SSA2	0.04236	1.27400	Oversupply
6/2/2022 12:48	0:02	SSA3	0.02186	1.04500	Oversupply
6/2/2022 12:49	0:02	SSA2	0.04271	0.67200	Oversupply
6/2/2022 12:50	0:02	SSA3	0.02168	0.36100	Oversupply
6/2/2022 12:51	0:10	SSA2	0.21234	0.12400	Oversupply
6/2/2022 12:52	0:08	BS250	Data is not available	Data is not available	Oversupply
6/2/2022 12:52	0:08	SSA3	0.08946	-0.00400	Oversupply
6/2/2022 12:54	0:07	KWPPII	0.21964	18.63781	Oversupply
6/2/2022 13:00	0:02	SSA3	0.01966	0.66400	Oversupply
6/2/2022 13:01	0:02	SSA2	0.05269	0.90000	Oversupply
6/2/2022 13:02	0:02	SSA3	0.01950	0.52900	Oversupply
6/2/2022 13:03	0:02	SSA2	0.05313	0.97900	Oversupply
6/2/2022 13:04	0:02	SSA3	0.01982	0.77600	Oversupply
6/2/2022 13:05	0:02	SSA2	0.05313	1.26200	Oversupply
6/2/2022 13:07	0:01	BS250	Data is not available	Data is not available	Oversupply
6/2/2022 13:07	0:06	SSA3	0.05818	0.01800	Oversupply
6/2/2022 13:07	0:20	SSA2	0.69745	0.01700	Oversupply
6/2/2022 13:08	0:01	KWPPII	0.00520	15.91838	Oversupply
6/2/2022 13:09	0:02	BS250	Data is not available	Data is not available	Oversupply
6/2/2022 13:10	0:18	KWPPII	0.74076	16.08604	Oversupply
6/2/2022 13:12	0:16	BS250	Data is not available	Data is not available	Oversupply
6/2/2022 13:13	0:16	SSA3	0.27783	0.03200	Oversupply
6/2/2022 13:28	0:02	SSA2	0.07966	0.00200	Oversupply
6/2/2022 13:31	0:02	SSA3	0.07625	2.41900	Oversupply
6/2/2022 13:32	0:02	SSA2	0.06966	1.66000	Oversupply



Maui Curtailment Report

June 2022

Start Date and Time	Duration (minutes)	IPP Curtailed	Estimated Curtailed MWH	Peak MW Curtailed	Reasons for Curtailment
6/2/2022 13:33	1:49	BS250	Data is not available	Data is not available	Oversupply
6/2/2022 13:33	1:49	SSA3	4.01243	0.01200	Oversupply
6/2/2022 13:34	1:49	KWPPI	13.38360	19.60982	Oversupply
6/2/2022 13:34	1:49	SSA2	3.81084	0.01100	Oversupply
6/2/2022 15:22	0:02	SSA3	0.06250	0.61400	Oversupply
6/2/2022 15:22	0:02	SSA2	0.06869	0.24000	Oversupply
6/2/2022 15:24	0:02	SSA3	0.06301	1.28000	Oversupply
6/2/2022 15:24	0:02	SSA2	0.06812	1.31000	Oversupply
6/2/2022 15:26	0:02	SSA3	0.06199	2.23300	Oversupply
6/2/2022 15:26	0:02	SSA2	0.06869	1.81100	Oversupply
6/2/2022 15:28	0:02	SSA3	0.06206	1.32900	Oversupply
6/2/2022 15:28	0:02	SSA2	0.05500	1.64200	Oversupply
6/2/2022 15:30	0:02	SSA3	0.00680	1.04500	Oversupply
6/2/2022 15:30	0:02	SSA2	0.01194	1.22300	Oversupply
6/2/2022 16:53	0:02	SSA2	0.00087	0.55600	Oversupply
6/2/2022 16:53	0:02	SSA3	0.00130	0.51900	Oversupply
6/2/2022 17:05	0:02	SSA3	0.00301	0.91600	Oversupply
6/2/2022 17:11	0:02	SSA2	0.00448	1.16300	Oversupply
6/2/2022 17:37	0:01	BS250	Data is not available	Data is not available	Oversupply
6/2/2022 17:40	0:32	KWPPI	3.22930	18.76356	Oversupply
6/2/2022 17:41	0:02	SSA2	0.00109	0.54800	Oversupply
6/2/2022 17:42	0:02	SSA3	0.00152	0.02900	Oversupply
6/2/2022 17:43	0:29	BS250	Data is not available	Data is not available	Oversupply
6/2/2022 17:43	0:28	SSA2	0.19710	0.26700	Oversupply
6/2/2022 17:44	0:02	SSA3	0.00435	0.00500	Oversupply
6/2/2022 17:46	0:26	SSA3	0.06416	0.00100	Oversupply
6/3/2022 1:13	0:02	KWPPI	0.01341	18.38234	Oversupply
6/3/2022 8:49	0:02	SSA3	0.00734	1.59200	Oversupply
6/3/2022 8:54	0:02	SSA2	0.00769	0.31900	Oversupply
6/3/2022 8:55	0:02	SSA3	0.00740	1.68200	Oversupply
6/3/2022 8:56	0:02	SSA2	0.00775	0.20200	Oversupply
6/3/2022 8:57	0:02	SSA3	0.00740	1.00300	Oversupply
6/3/2022 8:58	0:02	SSA2	0.00839	0.37800	Oversupply
6/3/2022 9:31	0:02	SSA2	-0.00076	1.37000	Oversupply
6/3/2022 9:32	0:02	SSA3	0.01321	1.82800	Oversupply
6/3/2022 9:33	0:02	SSA2	-0.00075	1.22200	Oversupply
6/3/2022 9:34	0:02	SSA3	0.01310	1.98900	Oversupply
6/3/2022 9:35	0:02	SSA2	-0.00076	1.82500	Oversupply
6/3/2022 9:49	0:02	SSA2	-0.00053	1.84400	Oversupply
6/3/2022 9:52	0:02	SSA3	-0.00364	2.48100	Oversupply
6/3/2022 10:07	0:02	SSA2	0.02488	1.83700	Oversupply
6/3/2022 10:08	0:02	SSA3	0.03160	0.82000	Oversupply
6/3/2022 10:09	0:02	SSA2	0.02467	1.54800	Oversupply
6/3/2022 10:10	0:02	SSA3	0.03134	0.74000	Oversupply
6/3/2022 10:11	0:02	SSA2	0.02488	0.20500	Oversupply
6/3/2022 10:13	0:02	BS250	Data is not available	Data is not available	Oversupply
6/3/2022 10:13	0:03	KWPPI	0.02772	8.87581	Oversupply
6/3/2022 10:13	0:02	SSA3	0.03138	0.02300	Oversupply
6/3/2022 10:13	0:02	SSA2	0.02994	0.00700	Oversupply
6/3/2022 10:15	0:02	SSA3	0.07951	-0.00300	Oversupply
6/3/2022 10:15	0:02	SSA2	0.04672	-0.00200	Oversupply
6/3/2022 10:17	0:02	SSA3	0.07822	-0.00300	Oversupply
6/3/2022 10:17	0:02	SSA2	0.04750	-0.00200	Oversupply
6/3/2022 10:19	0:02	SSA3	0.07951	0.32400	Oversupply
6/3/2022 10:19	0:02	SSA2	0.04711	0.33700	Oversupply
6/3/2022 10:21	0:02	SSA3	0.07822	1.83300	Oversupply
6/3/2022 10:21	0:02	SSA2	0.04672	1.65200	Oversupply
6/3/2022 10:23	0:02	SSA3	0.07822	1.03400	Oversupply
6/3/2022 10:23	0:02	SSA2	0.04711	0.86200	Oversupply
6/3/2022 10:25	0:02	BS250	Data is not available	Data is not available	Oversupply
6/3/2022 10:25	0:02	SSA3	0.07886	0.01600	Oversupply
6/3/2022 10:25	0:02	SSA2	0.04711	0.02600	Oversupply
6/3/2022 10:26	0:01	KWPPI	0.00989	9.39176	Oversupply
6/3/2022 10:27	0:02	SSA3	0.07886	-0.00300	Oversupply
6/3/2022 10:27	0:06	SSA2	0.18655	-0.00200	Oversupply
6/3/2022 10:28	0:05	BS250	Data is not available	Data is not available	Oversupply
6/3/2022 10:29	0:04	KWPPI	0.06112	8.44470	Oversupply
6/3/2022 10:29	0:04	SSA3	0.13779	-0.00300	Oversupply
6/3/2022 10:33	0:02	SSA3	0.05229	-0.00300	Oversupply
6/3/2022 10:33	0:02	SSA2	0.08644	0.01600	Oversupply
6/3/2022 10:35	0:04	BS250	Data is not available	Data is not available	Oversupply
6/3/2022 10:35	0:03	KWPPI	0.03413	8.15030	Oversupply
6/3/2022 10:35	4:05	SSA3	10.15185	-0.00300	Oversupply



Maui Curtailment Report

June 2022

Start Date and Time	Duration (minutes)	IPP Curtailed	Estimated Curtailed MWH	Peak MW Curtailed	Reasons for Curtailment
6/3/2022 10:35	0:02	SSA2	0.08644	0.00000	Oversupply
6/3/2022 10:37	0:02	SSA2	0.08573	0.02600	Oversupply
6/3/2022 10:39	0:01	KWP11	0.00751	7.59344	Oversupply
6/3/2022 10:39	1:49	SSA2	4.97114	0.04800	Oversupply
6/3/2022 10:40	1:46	BS250	Data is not available	Data is not available	Oversupply
6/3/2022 10:41	1:46	KWP11	6.51057	12.73191	Oversupply
6/3/2022 12:28	0:02	SSA2	0.09523	0.00200	Oversupply
6/3/2022 12:29	2:10	BS250	Data is not available	Data is not available	Oversupply
6/3/2022 12:30	2:11	SSA2	6.16532	0.00000	Oversupply
6/3/2022 12:31	2:10	KWP11	11.67577	12.96144	Oversupply
6/3/2022 13:18	0:02	AWE	0.01110	14.00000	Oversupply
6/3/2022 13:23	0:03	AWE	0.02692	14.70000	Oversupply
6/3/2022 13:27	0:03	AWE	0.02978	15.60000	Oversupply
6/3/2022 14:00	0:02	AWE	0.00708	13.50000	Oversupply
6/3/2022 14:40	0:02	SSA3	0.06776	-0.00400	Oversupply
6/3/2022 14:40	0:02	SSA2	0.08026	0.21500	Oversupply
6/3/2022 14:42	0:02	SSA3	0.06776	0.24900	Oversupply
6/3/2022 14:42	0:02	SSA2	0.07959	0.72100	Oversupply
6/3/2022 14:44	0:02	SSA3	0.05743	1.29600	Oversupply
6/3/2022 14:44	0:02	SSA2	0.06826	1.76900	Oversupply
6/3/2022 14:46	0:02	SSA3	0.05862	1.08800	Oversupply
6/3/2022 14:47	0:02	SSA2	0.06402	0.54000	Oversupply
6/3/2022 14:48	0:02	SSA3	0.05911	0.20400	Oversupply
6/3/2022 14:49	0:02	SSA2	0.06455	0.28200	Oversupply
6/3/2022 14:50	0:02	SSA3	0.05960	1.04600	Oversupply
6/3/2022 14:51	0:02	SSA2	0.06455	2.15000	Oversupply
6/3/2022 14:52	0:02	SSA3	0.05862	1.15400	Oversupply
6/3/2022 14:53	0:02	SSA2	0.06402	0.70600	Oversupply
6/3/2022 14:54	0:02	SSA3	0.05960	0.24000	Oversupply
6/3/2022 14:55	0:02	SSA2	0.06455	0.16000	Oversupply
6/3/2022 14:56	0:02	SSA3	0.05911	0.02000	Oversupply
6/3/2022 14:57	0:01	BS250	Data is not available	Data is not available	Oversupply
6/3/2022 14:57	0:02	SSA2	0.06455	0.04300	Oversupply
6/3/2022 14:58	0:02	SSA3	0.05600	0.75800	Oversupply
6/3/2022 14:59	0:02	SSA2	0.05762	0.49100	Oversupply
6/3/2022 15:00	0:02	SSA3	0.03529	0.69300	Oversupply
6/3/2022 15:01	0:02	SSA2	0.04903	0.67500	Oversupply
6/3/2022 15:02	0:02	SSA3	0.03558	0.28000	Oversupply
6/3/2022 15:03	0:02	SSA2	0.04822	0.11800	Oversupply
6/3/2022 15:04	0:02	SSA3	0.03529	0.52000	Oversupply
6/3/2022 15:05	0:02	SSA2	0.04863	0.57400	Oversupply
6/3/2022 15:06	0:02	SSA3	0.03529	1.14200	Oversupply
6/3/2022 15:07	0:02	SSA2	0.04822	1.24100	Oversupply
6/3/2022 15:08	0:02	SSA3	0.03558	0.36400	Oversupply
6/3/2022 15:09	0:02	SSA2	0.04863	0.17800	Oversupply
6/3/2022 15:10	0:02	SSA3	0.03500	1.55400	Oversupply
6/3/2022 15:11	0:02	SSA2	0.04863	1.53700	Oversupply
6/3/2022 15:15	0:02	SSA2	0.02716	2.07500	Oversupply
6/3/2022 15:16	0:02	SSA3	0.02286	1.84300	Oversupply
6/3/2022 15:17	0:02	SSA2	0.02693	2.06300	Oversupply
6/3/2022 15:18	0:02	SSA3	0.02324	1.22600	Oversupply
6/3/2022 15:19	0:02	SSA2	0.02716	1.09600	Oversupply
6/3/2022 15:20	0:02	SSA3	0.02324	1.51700	Oversupply
6/3/2022 15:21	0:02	SSA2	0.02738	1.23700	Oversupply
6/3/2022 15:22	0:02	SSA3	0.02305	1.75300	Oversupply
6/3/2022 15:23	0:02	SSA2	0.02693	2.00800	Oversupply
6/3/2022 15:24	0:02	SSA3	0.02286	2.14100	Oversupply
6/3/2022 22:35	0:01	KWP11	0.00244	18.98211	Oversupply
6/3/2022 22:37	0:01	KWP11	0.01502	18.36238	Oversupply
6/3/2022 23:17	0:10	KWP11	0.23638	20.24253	Oversupply
6/3/2022 23:53	0:46	KWP11	2.55104	20.72354	Oversupply
6/4/2022 1:43	0:01	KWP11	0.00353	18.15380	Oversupply
6/4/2022 7:16	0:01	KWP11	0.00053	0.03193	Oversupply
6/4/2022 7:38	0:02	SSA3	0.01638	0.72400	Oversupply
6/4/2022 7:38	0:02	SSA2	0.01270	0.00900	Oversupply
6/4/2022 7:39	0:10	BS250	Data is not available	Data is not available	Oversupply
6/4/2022 7:40	0:10	KWP11	0.20466	8.66824	Oversupply
6/4/2022 7:40	0:18	SSA3	0.24367	-0.00400	Oversupply
6/4/2022 7:40	0:16	SSA2	0.14274	0.00200	Oversupply
6/4/2022 7:50	0:07	BS250	Data is not available	Data is not available	Oversupply
6/4/2022 7:51	0:06	KWP11	0.14275	9.22510	Oversupply
6/4/2022 7:56	0:02	SSA2	0.02041	0.11800	Oversupply
6/4/2022 7:58	0:02	SSA3	0.02797	0.19200	Oversupply



Maui Curtailment Report

June 2022

Start Date and Time	Duration (minutes)	IPP Curtailed	Estimated Curtailed MWH	Peak MW Curtailed	Reasons for Curtailment
6/4/2022 7:58	0:02	SSA2	0.01641	0.34800	Oversupply
6/4/2022 8:00	0:02	SSA3	0.02202	0.49500	Oversupply
6/4/2022 8:01	0:02	SSA2	0.01760	0.18900	Oversupply
6/4/2022 8:02	0:02	SSA3	0.02239	1.00000	Oversupply
6/4/2022 8:03	0:02	SSA2	0.01775	0.63200	Oversupply
6/4/2022 8:08	0:02	SSA3	0.02239	0.78400	Oversupply
6/4/2022 8:09	0:02	SSA2	0.01775	0.49000	Oversupply
6/4/2022 8:10	0:04	SSA3	0.04460	0.01300	Oversupply
6/4/2022 8:11	0:04	BS250	Data is not available	Data is not available	Oversupply
6/4/2022 8:11	0:04	KWP11	0.03405	5.15644	Oversupply
6/4/2022 8:11	0:04	SSA2	0.03553	0.00900	Oversupply
6/4/2022 8:14	0:02	SSA3	0.03249	-0.00300	Oversupply
6/4/2022 8:15	0:02	SSA2	0.02859	0.08000	Oversupply
6/4/2022 8:16	0:02	SSA3	0.04042	0.16800	Oversupply
6/4/2022 8:17	0:02	SSA2	0.02882	0.30800	Oversupply
6/4/2022 8:18	0:02	SSA3	0.04042	0.23200	Oversupply
6/4/2022 8:19	0:02	SSA2	0.02882	0.47100	Oversupply
6/4/2022 8:20	0:02	SSA3	0.04009	1.06900	Oversupply
6/4/2022 8:21	0:02	SSA2	0.02859	0.84000	Oversupply
6/4/2022 8:22	0:28	BS250	Data is not available	Data is not available	Oversupply
6/4/2022 8:22	0:28	SSA3	0.67812	-0.00300	Oversupply
6/4/2022 8:23	0:28	KWP11	1.16915	6.87092	Oversupply
6/4/2022 8:23	0:28	SSA2	0.50543	0.00100	Oversupply
6/4/2022 8:51	0:02	SSA3	0.05141	-0.00200	Oversupply
6/4/2022 8:51	0:02	SSA2	0.03636	-0.00100	Oversupply
6/4/2022 8:53	0:02	SSA3	0.05226	0.62400	Oversupply
6/4/2022 8:53	0:02	SSA2	0.03636	0.42000	Oversupply
6/4/2022 8:55	0:02	SSA3	0.05141	0.02600	Oversupply
6/4/2022 8:55	0:02	SSA2	0.03606	0.02000	Oversupply
6/4/2022 8:56	0:01	BS250	Data is not available	Data is not available	Oversupply
6/4/2022 8:57	0:02	SSA3	0.05141	-0.00300	Oversupply
6/4/2022 8:57	0:02	SSA2	0.03636	0.33500	Oversupply
6/4/2022 8:59	0:02	SSA3	0.04832	-0.00300	Oversupply
6/4/2022 8:59	0:02	SSA2	0.03725	0.75700	Oversupply
6/4/2022 9:01	0:02	SSA3	0.05534	-0.00200	Oversupply
6/4/2022 9:01	0:02	SSA2	0.04093	0.06200	Oversupply
6/4/2022 9:03	0:02	SSA2	0.04093	1.22500	Oversupply
6/4/2022 9:03	0:02	SSA3	0.05444	0.52600	Oversupply
6/4/2022 9:05	0:02	SSA2	0.04060	0.70200	Oversupply
6/4/2022 9:05	0:02	SSA3	0.05444	0.76800	Oversupply
6/4/2022 9:07	0:02	SSA2	0.04093	0.12200	Oversupply
6/4/2022 9:07	0:20	SSA3	0.64941	0.26300	Oversupply
6/4/2022 9:08	0:23	BS250	Data is not available	Data is not available	Oversupply
6/4/2022 9:09	0:20	KWP11	0.60734	6.45278	Oversupply
6/4/2022 9:09	0:22	SSA2	0.53512	0.00300	Oversupply
6/4/2022 9:27	0:02	SSA3	0.07149	-0.00300	Oversupply
6/4/2022 9:29	0:02	SSA3	0.04454	-0.00300	Oversupply
6/4/2022 9:30	0:01	KWP11	0.00428	6.65736	Oversupply
6/4/2022 9:31	0:02	SSA2	0.02180	0.18300	Oversupply
6/4/2022 9:31	0:02	SSA3	0.02847	0.01500	Oversupply
6/4/2022 9:33	0:02	SSA2	0.02162	1.13100	Oversupply
6/4/2022 9:33	0:02	SSA3	0.02801	0.97900	Oversupply
6/4/2022 9:35	0:02	SSA2	0.02180	1.35200	Oversupply
6/4/2022 9:35	0:02	SSA3	0.02801	1.30800	Oversupply
6/4/2022 9:37	0:02	SSA2	0.02162	0.93500	Oversupply
6/4/2022 9:39	0:02	SSA2	0.02180	1.61700	Oversupply
6/4/2022 9:41	0:02	SSA2	0.02180	1.63700	Oversupply
6/4/2022 9:41	0:02	SSA3	0.02801	1.74600	Oversupply
6/4/2022 9:43	0:02	SSA2	0.02084	1.65500	Oversupply
6/4/2022 9:43	0:02	SSA3	0.02147	1.08800	Oversupply
6/4/2022 9:45	0:02	SSA2	0.02430	1.67500	Oversupply
6/4/2022 9:45	0:02	SSA3	0.01670	1.69600	Oversupply
6/4/2022 9:47	0:02	SSA2	0.02430	0.20300	Oversupply
6/4/2022 9:47	0:02	SSA3	0.01698	1.05400	Oversupply
6/4/2022 9:49	0:02	SSA2	0.02410	1.69800	Oversupply
6/4/2022 9:49	0:02	SSA3	0.01684	1.71700	Oversupply
6/4/2022 9:51	0:02	SSA2	0.02430	0.71800	Oversupply
6/4/2022 9:51	0:02	SSA3	0.01698	1.60800	Oversupply
6/4/2022 9:53	0:02	SSA2	0.02430	1.72600	Oversupply
6/4/2022 9:53	0:02	SSA3	0.01670	1.78100	Oversupply
6/4/2022 9:55	0:02	SSA2	0.02410	1.16000	Oversupply
6/4/2022 9:55	0:02	SSA3	0.01698	1.28000	Oversupply
6/4/2022 9:59	0:02	SSA2	0.00966	1.77900	Oversupply



Maui Curtailment Report

June 2022

Start Date and Time	Duration (minutes)	IPP Curtailed	Estimated Curtailed MWH	Peak MW Curtailed	Reasons for Curtailment
6/4/2022 10:41	0:02	SSA2	0.01256	2.06500	Oversupply
6/4/2022 10:42	0:02	SSA3	-0.00228	1.47200	Oversupply
6/4/2022 10:45	0:02	SSA2	0.01671	2.08100	Oversupply
6/4/2022 11:02	0:02	SSA2	0.04396	2.15500	Oversupply
6/4/2022 11:02	0:02	SSA3	0.04672	2.14600	Oversupply
6/4/2022 11:04	0:02	SSA2	0.04433	2.17600	Oversupply
6/4/2022 11:04	0:02	SSA3	0.04633	2.39800	Oversupply
6/4/2022 11:06	0:02	SSA2	0.04396	1.52000	Oversupply
6/4/2022 11:06	0:02	SSA3	0.04633	1.78600	Oversupply
6/4/2022 11:08	0:02	SSA2	0.04433	1.83900	Oversupply
6/4/2022 11:08	0:02	SSA3	0.04711	2.17200	Oversupply
6/4/2022 11:10	0:02	SSA2	0.04433	1.74700	Oversupply
6/4/2022 11:10	0:02	SSA3	0.04711	0.85900	Oversupply
6/4/2022 11:12	0:02	SSA2	0.04396	0.91700	Oversupply
6/4/2022 11:12	0:02	SSA3	0.04672	1.20800	Oversupply
6/4/2022 11:14	0:02	SSA2	0.06844	0.20900	Oversupply
6/4/2022 11:14	0:02	SSA3	0.08232	0.60000	Oversupply
6/4/2022 11:16	0:02	SSA2	0.09106	0.46000	Oversupply
6/4/2022 11:16	0:02	SSA3	0.09087	0.62300	Oversupply
6/4/2022 11:18	0:12	BS250	Data is not available	Data is not available	Oversupply
6/4/2022 11:18	0:12	SSA2	0.54558	0.29000	Oversupply
6/4/2022 11:18	0:12	SSA3	0.54074	0.02100	Oversupply
6/4/2022 11:20	0:10	KWPPI	0.18784	5.55861	Oversupply
6/4/2022 11:30	0:02	SSA2	0.09430	0.11000	Oversupply
6/4/2022 11:30	0:02	SSA3	0.08587	0.28300	Oversupply
6/4/2022 11:32	0:46	BS250	Data is not available	Data is not available	Oversupply
6/4/2022 11:32	0:34	SSA2	1.61288	0.14300	Oversupply
6/4/2022 11:32	0:22	SSA3	0.98117	0.00500	Oversupply
6/4/2022 11:33	0:33	KWPPI	0.98034	9.14626	Oversupply
6/4/2022 11:54	0:12	SSA3	0.54733	0.01400	Oversupply
6/4/2022 12:06	0:12	SSA2	0.57232	0.05700	Oversupply
6/4/2022 12:06	0:12	SSA3	0.53776	0.00800	Oversupply
6/4/2022 12:08	0:11	KWPPI	0.17622	10.86773	Oversupply
6/4/2022 12:18	0:02	SSA2	0.09646	0.11400	Oversupply
6/4/2022 12:19	0:02	SSA3	0.09155	0.00800	Oversupply
6/4/2022 12:20	0:18	BS250	Data is not available	Data is not available	Oversupply
6/4/2022 12:20	0:20	SSA2	0.84794	0.00100	Oversupply
6/4/2022 12:21	0:17	KWPPI	0.79258	11.87267	Oversupply
6/4/2022 12:21	0:18	SSA3	0.73169	-0.00300	Oversupply
6/4/2022 12:39	0:01	KWPPI	0.00472	10.40568	Oversupply
6/4/2022 12:39	0:02	SSA3	0.07253	0.15000	Oversupply
6/4/2022 12:40	0:02	SSA2	0.07433	1.25200	Oversupply
6/4/2022 12:41	0:02	SSA3	0.07194	1.19100	Oversupply
6/4/2022 12:43	0:02	SSA3	0.07441	2.91700	Oversupply
6/4/2022 12:44	0:02	SSA2	0.08895	2.37100	Oversupply
6/4/2022 12:45	0:04	SSA3	0.14654	0.30800	Oversupply
6/4/2022 12:46	0:03	BS250	Data is not available	Data is not available	Oversupply
6/4/2022 12:46	0:08	SSA2	0.36359	0.01800	Oversupply
6/4/2022 12:47	0:01	KWPPI	0.00170	10.37973	Oversupply
6/4/2022 12:49	0:01	KWPPI	0.00402	7.99961	Oversupply
6/4/2022 12:49	0:02	SSA3	0.07327	-0.00500	Oversupply
6/4/2022 12:50	0:03	BS250	Data is not available	Data is not available	Oversupply
6/4/2022 12:51	0:01	KWPPI	0.01178	8.66525	Oversupply
6/4/2022 12:51	0:02	SSA3	0.07327	0.00100	Oversupply
6/4/2022 12:53	0:01	KWPPI	0.00043	8.33792	Oversupply
6/4/2022 12:53	0:02	SSA3	0.07267	0.26600	Oversupply
6/4/2022 12:54	0:02	SSA2	0.09109	0.81600	Oversupply
6/4/2022 12:55	0:02	SSA3	0.07327	1.12300	Oversupply
6/4/2022 12:56	0:04	BS250	Data is not available	Data is not available	Oversupply
6/4/2022 12:56	0:02	SSA2	0.09033	0.06200	Oversupply
6/4/2022 12:57	0:04	SSA3	0.12578	0.00900	Oversupply
6/4/2022 12:58	0:02	SSA2	0.07727	0.00400	Oversupply
6/4/2022 12:59	0:01	KWPPI	0.01518	8.06947	Oversupply
6/4/2022 13:00	0:02	SSA2	0.05882	0.33800	Oversupply
6/4/2022 13:01	0:04	SSA3	0.09972	-0.00300	Oversupply
6/4/2022 13:02	0:02	BS250	Data is not available	Data is not available	Oversupply
6/4/2022 13:02	0:02	SSA2	0.05882	0.00700	Oversupply
6/4/2022 13:03	0:01	KWPPI	0.00118	8.11936	Oversupply
6/4/2022 13:04	0:02	SSA2	0.05833	0.11000	Oversupply
6/4/2022 13:05	0:02	SSA3	0.04965	0.53200	Oversupply
6/4/2022 13:06	0:02	SSA2	0.05882	2.38100	Oversupply
6/4/2022 13:07	0:02	SSA3	0.04965	0.38800	Oversupply
6/4/2022 13:08	0:02	SSA2	0.05882	1.02300	Oversupply



Maui Curtailment Report

June 2022

Start Date and Time	Duration (minutes)	IPP Curtailed	Estimated Curtailed MWH	Peak MW Curtailed	Reasons for Curtailment
6/4/2022 13:09	0:02	SSA3	0.04965	1.13200	Oversupply
6/4/2022 13:10	0:02	SSA2	0.05833	1.40900	Oversupply
6/4/2022 13:11	0:02	SSA3	0.04924	2.61500	Oversupply
6/4/2022 13:12	0:02	SSA2	0.05882	2.45000	Oversupply
6/4/2022 13:13	0:02	SSA3	0.04736	1.49800	Oversupply
6/4/2022 13:14	0:02	SSA2	0.05453	2.01300	Oversupply
6/4/2022 13:15	0:02	SSA3	0.02737	2.33800	Oversupply
6/4/2022 13:16	0:02	SSA2	0.05524	1.61400	Oversupply
6/4/2022 13:17	0:02	SSA3	0.02714	2.13000	Oversupply
6/4/2022 13:18	0:02	SSA2	0.05479	1.10200	Oversupply
6/4/2022 13:19	0:02	SSA3	0.02737	1.19300	Oversupply
6/4/2022 13:20	0:02	SSA2	0.05433	0.96100	Oversupply
6/4/2022 13:21	0:02	SSA3	0.02737	1.17400	Oversupply
6/4/2022 13:23	0:02	SSA3	0.02737	2.27500	Oversupply
6/4/2022 13:24	0:02	SSA2	0.05479	1.99000	Oversupply
6/4/2022 13:25	0:02	SSA3	0.02759	1.33200	Oversupply
6/4/2022 13:26	0:02	SSA2	0.05433	0.02400	Oversupply
6/4/2022 13:27	0:02	SSA3	0.02714	0.27900	Oversupply
6/4/2022 13:28	0:02	SSA2	0.04145	0.38800	Oversupply
6/4/2022 13:29	0:02	SSA3	0.01502	0.87200	Oversupply
6/4/2022 13:35	0:02	SSA2	0.02790	2.16400	Oversupply
6/4/2022 13:35	0:02	SSA3	0.01737	1.93600	Oversupply
6/4/2022 13:37	0:02	SSA2	0.02767	0.54400	Oversupply
6/4/2022 13:37	0:02	SSA3	0.01737	1.21300	Oversupply
6/4/2022 13:39	0:02	SSA2	0.02790	2.16600	Oversupply
6/4/2022 13:39	0:02	SSA3	0.01737	1.24300	Oversupply
6/4/2022 13:43	0:02	SSA2	0.02951	2.69600	Oversupply
6/4/2022 14:44	0:02	SSA3	0.00265	2.13700	Oversupply
6/4/2022 14:45	0:02	SSA2	0.02386	2.30300	Oversupply
6/4/2022 14:46	0:02	SSA3	0.00267	1.70400	Oversupply
6/4/2022 14:54	0:02	SSA3	0.00265	2.07600	Oversupply
6/4/2022 14:55	0:02	SSA2	0.02367	1.58000	Oversupply
6/4/2022 15:00	0:02	SSA3	0.00322	1.94200	Oversupply
6/4/2022 15:01	0:02	SSA2	0.01788	2.04100	Oversupply
6/4/2022 15:10	0:02	SSA3	0.00322	1.38500	Oversupply
6/4/2022 15:13	0:02	SSA2	0.02816	0.47800	Oversupply
6/4/2022 15:14	0:02	SSA3	0.02317	0.95900	Oversupply
6/4/2022 15:15	0:02	SSA2	0.01372	0.36200	Oversupply
6/4/2022 15:16	0:02	SSA3	0.02706	0.47800	Oversupply
6/4/2022 15:17	0:02	SSA2	0.01384	0.23700	Oversupply
6/4/2022 15:20	0:02	SSA3	0.02728	1.54900	Oversupply
6/4/2022 15:21	0:02	SSA2	0.01395	0.74900	Oversupply
6/4/2022 15:22	0:02	SSA3	0.02728	1.11000	Oversupply
6/4/2022 15:23	0:02	SSA2	0.01372	0.34800	Oversupply
6/4/2022 15:24	0:01	BS250	Data is not available	Data is not available	Oversupply
6/4/2022 15:24	0:02	SSA3	0.02728	0.01100	Oversupply
6/4/2022 15:25	0:01	KWPPI	0.00210	10.79388	Oversupply
6/4/2022 15:25	0:02	SSA2	0.01384	0.05600	Oversupply
6/4/2022 15:26	0:02	SSA3	0.02706	-0.00300	Oversupply
6/4/2022 15:27	0:02	SSA2	0.01372	0.14100	Oversupply
6/4/2022 15:28	0:02	SSA3	0.02578	-0.00300	Oversupply
6/4/2022 15:29	0:02	SSA2	0.01269	0.14800	Oversupply
6/4/2022 15:30	0:02	SSA3	0.01148	0.38400	Oversupply
6/4/2022 15:31	0:02	SSA2	0.00650	0.52300	Oversupply
6/4/2022 15:32	0:02	SSA3	0.01148	0.98000	Oversupply
6/4/2022 15:33	0:02	SSA2	0.00645	0.15800	Oversupply
6/4/2022 15:34	0:01	BS250	Data is not available	Data is not available	Oversupply
6/4/2022 15:34	0:02	SSA3	0.01139	0.00800	Oversupply
6/4/2022 15:35	0:01	KWPPI	0.00137	9.05046	Oversupply
6/4/2022 15:35	0:02	SSA2	0.00650	0.17400	Oversupply
6/4/2022 15:39	0:02	SSA2	0.00656	0.36000	Oversupply
6/4/2022 15:40	0:02	SSA3	0.01148	0.77300	Oversupply
6/4/2022 15:41	0:02	SSA2	0.00650	0.44900	Oversupply
6/5/2022 4:41	0:01	AWE	0.00333	0.20000	Oversupply
6/5/2022 8:35	0:02	SSA2	0.01297	1.07800	Oversupply
6/5/2022 8:36	0:02	SSA3	0.00511	0.43800	Oversupply
6/5/2022 8:37	0:05	17-2	0.00883	0.10600	Oversupply
6/5/2022 8:37	0:02	SSA2	0.01308	0.35000	Oversupply
6/5/2022 8:38	0:02	SSA3	0.00511	0.04900	Oversupply
6/5/2022 8:39	0:01	KWPPI	0.00042	2.86014	Oversupply
6/5/2022 8:39	0:02	SSA2	0.01297	0.50100	Oversupply
6/5/2022 8:40	0:02	SSA3	0.00506	0.42600	Oversupply
6/5/2022 8:41	0:02	SSA2	0.01308	0.73400	Oversupply



Maui Curtailment Report

June 2022

Start Date and Time	Duration (minutes)	IPP Curtailed	Estimated Curtailed MWH	Peak MW Curtailed	Reasons for Curtailment
6/5/2022 8:42	0:02	SSA3	0.00511	0.99200	Oversupply
6/5/2022 8:43	0:06	17-2	0.01060	0.10600	Oversupply
6/5/2022 8:43	0:02	SSA2	0.01883	1.15600	Oversupply
6/5/2022 8:44	0:02	SSA3	-0.01789	0.96200	Oversupply
6/5/2022 8:45	0:02	SSA2	0.01017	0.24700	Oversupply
6/5/2022 8:46	0:02	SSA3	0.01697	1.34400	Oversupply
6/5/2022 8:47	0:02	SSA2	0.01026	1.13700	Oversupply
6/5/2022 8:48	0:02	SSA3	0.01683	1.85300	Oversupply
6/5/2022 8:52	0:02	SSA3	0.01697	1.95700	Oversupply
6/5/2022 8:55	0:02	SSA2	0.01017	0.36900	Oversupply
6/5/2022 8:56	0:05	17-2	0.00883	0.10600	Oversupply
6/5/2022 8:57	0:02	SSA3	0.01697	0.28300	Oversupply
6/5/2022 8:57	0:02	SSA2	0.01026	0.19700	Oversupply
6/5/2022 8:58	0:01	BS250	Data is not available	Data is not available	Oversupply
6/5/2022 8:59	0:01	KWP11	0.00255	4.89198	Oversupply
6/5/2022 8:59	0:02	SSA3	0.01598	-0.00300	Oversupply
6/5/2022 8:59	0:02	SSA2	0.00395	-0.00300	Oversupply
6/5/2022 9:03	0:02	SSA3	0.03041	-0.00200	Oversupply
6/5/2022 9:03	0:02	SSA2	0.00093	-0.00300	Oversupply
6/5/2022 9:04	0:05	17-2	0.00883	0.10600	Oversupply
6/5/2022 9:05	0:02	SSA3	0.03016	0.55100	Oversupply
6/5/2022 9:05	0:02	SSA2	0.00094	0.14200	Oversupply
6/5/2022 9:07	0:02	SSA3	0.03016	2.06000	Oversupply
6/5/2022 9:11	0:02	SSA3	0.03016	2.04400	Oversupply
6/5/2022 9:11	0:02	SSA2	0.00094	1.62700	Oversupply
6/5/2022 9:12	0:03	17-2	0.00530	0.10600	Oversupply
6/5/2022 9:13	0:02	SSA3	0.02925	2.02300	Oversupply
6/5/2022 9:34	0:02	SSA2	0.01832	1.38400	Oversupply
6/5/2022 9:35	0:10	17-2	0.01767	0.10600	Oversupply
6/5/2022 9:35	0:02	SSA3	0.01454	0.88900	Oversupply
6/5/2022 9:36	0:02	SSA2	0.01847	1.85600	Oversupply
6/5/2022 9:37	0:02	SSA3	0.01431	1.93900	Oversupply
6/5/2022 9:38	0:02	SSA2	0.01847	0.79600	Oversupply
6/5/2022 9:39	0:02	SSA3	0.01442	0.66500	Oversupply
6/5/2022 9:40	0:02	SSA2	0.01847	0.14500	Oversupply
6/5/2022 9:41	0:02	SSA3	0.01442	0.69800	Oversupply
6/5/2022 9:42	0:02	SSA2	0.01832	0.39400	Oversupply
6/5/2022 9:43	0:02	SSA3	0.01938	1.39800	Oversupply
6/5/2022 9:44	0:02	SSA2	0.02067	0.72900	Oversupply
6/5/2022 9:46	0:01	17-2	0.00128	0.10600	Oversupply
6/5/2022 9:48	3:55	17-2	1.27670	0.75000	Oversupply
6/5/2022 9:48	0:02	SSA2	0.04309	1.11400	Oversupply
6/5/2022 9:49	0:02	SSA3	0.04593	0.63300	Oversupply
6/5/2022 9:51	0:02	SSA3	0.04631	1.51800	Oversupply
6/5/2022 9:52	0:02	SSA2	0.04309	1.45400	Oversupply
6/5/2022 9:53	0:02	SSA3	0.04669	1.16100	Oversupply
6/5/2022 9:54	0:04	SSA2	0.08582	1.33100	Oversupply
6/5/2022 9:55	0:02	SSA3	0.04593	1.09700	Oversupply
6/5/2022 9:57	0:16	SSA3	0.59754	0.03200	Oversupply
6/5/2022 9:58	0:15	BS250	Data is not available	Data is not available	Oversupply
6/5/2022 9:58	0:01	KWP11	0.00067	3.21741	Oversupply
6/5/2022 9:58	0:02	SSA2	0.04541	0.02600	Oversupply
6/5/2022 10:00	0:14	KWP11	0.30773	4.26127	Oversupply
6/5/2022 10:00	0:14	SSA2	0.37653	-0.00300	Oversupply
6/5/2022 10:13	0:02	SSA3	0.07988	-0.00300	Oversupply
6/5/2022 10:14	0:01	BS250	Data is not available	Data is not available	Oversupply
6/5/2022 10:14	0:02	SSA2	0.05392	0.02300	Oversupply
6/5/2022 10:15	3:08	SSA3	8.59489	0.01700	Oversupply
6/5/2022 10:16	3:08	BS250	Data is not available	Data is not available	Oversupply
6/5/2022 10:16	0:01	KWP11	0.00089	3.71239	Oversupply
6/5/2022 10:16	0:02	SSA2	0.07718	0.01600	Oversupply
6/5/2022 10:18	1:00	KWP11	1.05538	2.76034	Oversupply
6/5/2022 10:18	3:05	SSA2	8.46075	0.00300	Oversupply
6/5/2022 10:21	0:01	AWE	0.00293	17.60000	Oversupply
6/5/2022 10:23	0:03	AWE	0.01746	17.80000	Oversupply
6/5/2022 10:29	0:01	AWE	0.00366	17.90000	Oversupply
6/5/2022 10:33	0:01	AWE	0.00762	17.40000	Oversupply
6/5/2022 10:36	0:02	AWE	0.02276	16.40000	Oversupply
6/5/2022 10:39	2:40	AWE	12.48455	18.70000	Oversupply
6/5/2022 11:20	0:48	KWP11	0.85252	2.35517	Oversupply
6/5/2022 12:12	1:12	KWP11	1.29059	2.07675	Oversupply
6/5/2022 13:20	0:02	AWE	0.02249	15.10000	Oversupply
6/5/2022 13:23	0:02	SSA2	0.08705	-0.00200	Oversupply



Maui Curtailment Report

June 2022

Start Date and Time	Duration (minutes)	IPP Curtailed	Estimated Curtailed MWH	Peak MW Curtailed	Reasons for Curtailment
6/5/2022 13:23	0:02	SSA3	0.06740	-0.00400	Oversupply
6/5/2022 13:25	0:01	BS250	Data is not available	Data is not available	Oversupply
6/5/2022 13:25	0:02	SSA2	0.08705	0.00500	Oversupply
6/5/2022 13:25	0:02	SSA3	0.06740	0.62100	Oversupply
6/5/2022 13:27	0:02	SSA2	0.08633	0.40900	Oversupply
6/5/2022 13:27	0:02	SSA3	0.06740	0.65300	Oversupply
6/5/2022 13:29	0:02	SSA2	0.04012	1.69500	Oversupply
6/5/2022 13:29	0:02	SSA3	0.00848	0.88900	Oversupply
6/5/2022 13:31	0:02	SSA2	0.02233	2.05300	Oversupply
6/5/2022 13:31	0:02	SSA3	0.01714	2.51800	Oversupply
6/5/2022 13:33	0:02	SSA2	0.02252	2.37100	Oversupply
6/5/2022 13:33	0:02	SSA3	0.01700	2.62200	Oversupply
6/5/2022 13:35	0:02	SSA2	0.02252	2.37300	Oversupply
6/5/2022 13:35	0:02	SSA3	0.01700	2.12700	Oversupply
6/5/2022 13:39	0:02	SSA2	0.02271	2.38400	Oversupply
6/5/2022 13:39	0:02	SSA3	0.01728	2.82900	Oversupply
6/5/2022 13:41	0:02	SSA2	0.02252	2.37800	Oversupply
6/5/2022 13:44	0:01	17-2	0.00432	0.75000	Oversupply
6/5/2022 14:04	0:01	17-2	0.01037	0.75000	Oversupply
6/6/2022 5:07	0:01	AWE	0.00333	0.20000	Oversupply
6/6/2022 9:07	0:02	SSA3	0.00813	1.81100	Oversupply
6/6/2022 9:08	0:01	17-2	0.00475	0.32600	Oversupply
6/6/2022 9:09	0:02	SSA3	0.00762	1.82600	Oversupply
6/6/2022 9:10	0:18	17-2	0.09620	0.32600	Oversupply
6/6/2022 9:10	0:02	SSA2	0.01753	0.81000	Oversupply
6/6/2022 9:11	0:02	SSA3	0.00768	1.75600	Oversupply
6/6/2022 9:12	0:02	SSA2	0.01724	0.66100	Oversupply
6/6/2022 9:13	0:02	SSA3	0.00866	1.39700	Oversupply
6/6/2022 9:14	0:02	SSA2	0.01624	0.61700	Oversupply
6/6/2022 9:15	0:02	SSA3	0.01894	1.18900	Oversupply
6/6/2022 9:16	0:02	SSA2	0.02673	0.40800	Oversupply
6/6/2022 9:17	0:02	SSA3	0.01863	0.88700	Oversupply
6/6/2022 9:18	0:02	SSA2	0.02651	0.87200	Oversupply
6/6/2022 9:19	0:02	SSA3	0.01879	1.05900	Oversupply
6/6/2022 9:20	0:02	SSA2	0.02673	1.04700	Oversupply
6/6/2022 9:21	0:02	SSA3	0.01879	1.84300	Oversupply
6/6/2022 9:22	0:02	SSA2	0.02673	1.07700	Oversupply
6/6/2022 9:23	0:02	SSA3	0.01894	1.68500	Oversupply
6/6/2022 9:24	0:02	SSA2	0.02651	0.49300	Oversupply
6/6/2022 9:25	0:02	SSA3	0.01879	0.53200	Oversupply
6/6/2022 9:44	0:02	SSA3	0.02208	2.47300	Oversupply
6/6/2022 9:52	0:05	17-2	0.01619	0.32600	Oversupply
6/6/2022 9:52	0:02	SSA3	0.01210	1.35400	Oversupply
6/6/2022 9:52	0:02	SSA2	0.01126	0.08200	Oversupply
6/6/2022 9:53	0:01	BS250	Data is not available	Data is not available	Oversupply
6/6/2022 9:54	0:02	SSA3	0.01210	0.55300	Oversupply
6/6/2022 9:54	0:02	SSA2	0.01126	0.18600	Oversupply
6/6/2022 10:02	0:04	17-2	0.01957	0.32600	Oversupply
6/6/2022 10:02	0:02	SSA2	0.02423	0.74300	Oversupply
6/6/2022 10:08	0:03	17-2	0.00969	0.32600	Oversupply
6/6/2022 10:08	0:02	SSA3	0.00242	0.94300	Oversupply
6/6/2022 10:09	0:02	SSA2	0.02423	0.58200	Oversupply
6/6/2022 10:12	0:01	17-2	0.00543	0.32600	Oversupply
6/6/2022 10:15	0:01	17-2	0.00201	0.32600	Oversupply
6/6/2022 10:25	0:02	SSA2	0.04467	0.62700	Oversupply
6/6/2022 10:26	0:02	SSA3	-0.00082	0.77600	Oversupply
6/6/2022 10:38	0:02	SSA3	0.00333	0.02000	Oversupply
6/6/2022 10:39	0:01	AWE	0.00396	17.70000	Oversupply
6/6/2022 10:39	0:02	17-2	0.00935	0.32600	Oversupply
6/6/2022 10:39	0:02	SSA2	0.00848	0.13400	Oversupply
6/6/2022 11:06	0:02	SSA3	0.00096	1.53200	Oversupply
6/6/2022 11:07	0:02	17-2	0.01087	0.32600	Oversupply
6/6/2022 11:16	0:01	17-2	0.00101	0.32600	Oversupply
6/6/2022 11:19	2:48	17-2	0.91280	0.32600	Oversupply
6/6/2022 11:19	0:02	SSA3	0.06205	0.75300	Oversupply
6/6/2022 11:19	0:02	SSA2	0.06034	0.59200	Oversupply
6/6/2022 11:21	0:02	SSA3	0.06103	0.53000	Oversupply
6/6/2022 11:21	0:02	SSA2	0.06034	0.14100	Oversupply
6/6/2022 11:23	0:02	SSA3	0.06103	0.69800	Oversupply
6/6/2022 11:23	0:02	SSA2	0.06034	0.94900	Oversupply
6/6/2022 11:25	0:02	SSA3	0.06154	0.14400	Oversupply
6/6/2022 11:25	0:02	SSA2	0.05984	0.36300	Oversupply
6/6/2022 11:27	0:02	SSA3	0.06103	0.12400	Oversupply



Maui Curtailment Report

June 2022

Start Date and Time	Duration (minutes)	IPP Curtailed	Estimated Curtailed MWH	Peak MW Curtailed	Reasons for Curtailment
6/6/2022 11:27	0:02	SSA2	0.06034	0.21200	Oversupply
6/6/2022 11:29	0:01	BS250	Data is not available	Data is not available	Oversupply
6/6/2022 11:29	0:01	KWPPII	0.00374	0.50097	Oversupply
6/6/2022 11:29	0:02	SSA3	0.06550	0.02400	Oversupply
6/6/2022 11:29	0:02	SSA2	0.06133	0.00500	Oversupply
6/6/2022 11:31	0:02	SSA3	0.05318	-0.00400	Oversupply
6/6/2022 11:31	0:04	SSA2	0.16535	-0.00300	Oversupply
6/6/2022 11:33	0:02	SSA3	0.05362	-0.00300	Oversupply
6/6/2022 11:35	0:02	SSA3	0.05318	0.54400	Oversupply
6/6/2022 11:35	0:02	SSA2	0.08302	0.25700	Oversupply
6/6/2022 11:37	0:02	SSA3	0.05318	1.31000	Oversupply
6/6/2022 11:37	0:02	SSA2	0.08302	0.96100	Oversupply
6/6/2022 11:38	0:01	BS250	Data is not available	Data is not available	Oversupply
6/6/2022 11:39	0:02	SSA3	0.05362	0.46500	Oversupply
6/6/2022 11:39	0:02	SSA2	0.08233	0.49300	Oversupply
6/6/2022 11:40	0:01	BS250	Data is not available	Data is not available	Oversupply
6/6/2022 11:41	0:02	SSA3	0.05318	0.28500	Oversupply
6/6/2022 11:41	0:02	SSA2	0.08233	0.13600	Oversupply
6/6/2022 11:43	0:02	SSA3	0.05247	0.46800	Oversupply
6/6/2022 11:43	0:02	SSA2	0.08045	1.21100	Oversupply
6/6/2022 11:45	0:02	SSA3	0.05111	0.11900	Oversupply
6/6/2022 11:45	0:02	SSA2	0.07361	0.33700	Oversupply
6/6/2022 11:47	0:02	SSA3	0.05069	0.35000	Oversupply
6/6/2022 11:47	0:02	SSA2	0.07300	0.62100	Oversupply
6/6/2022 11:49	0:02	SSA3	0.05154	0.60800	Oversupply
6/6/2022 11:49	0:02	SSA2	0.07361	0.63200	Oversupply
6/6/2022 11:51	0:02	SSA3	0.05111	0.78900	Oversupply
6/6/2022 11:51	0:02	SSA2	0.08091	1.49100	Oversupply
6/6/2022 11:53	0:02	SSA3	0.05069	0.57400	Oversupply
6/6/2022 11:53	0:02	SSA2	0.07361	0.57800	Oversupply
6/6/2022 11:55	0:02	SSA3	0.05238	0.64900	Oversupply
6/6/2022 11:55	0:02	SSA2	0.07300	0.43800	Oversupply
6/6/2022 11:57	0:02	SSA3	0.05111	0.41300	Oversupply
6/6/2022 11:57	0:02	SSA2	0.07361	0.69800	Oversupply
6/6/2022 11:58	0:01	BS250	Data is not available	Data is not available	Oversupply
6/6/2022 11:59	0:02	SSA3	0.05637	0.43200	Oversupply
6/6/2022 11:59	0:02	SSA2	0.08889	0.65600	Oversupply
6/6/2022 12:01	0:02	BS250	Data is not available	Data is not available	Oversupply
6/6/2022 12:01	0:02	SSA3	0.05487	0.02300	Oversupply
6/6/2022 12:01	0:02	SSA2	0.09109	-0.00300	Oversupply
6/6/2022 12:02	0:01	AWE	0.00099	19.40000	Oversupply
6/6/2022 12:02	0:02	KWPPII	0.00471	0.37423	Oversupply
6/6/2022 12:03	0:02	SSA3	0.05442	0.17900	Oversupply
6/6/2022 12:03	0:02	SSA2	0.09109	-0.00300	Oversupply
6/6/2022 12:05	0:02	SSA3	0.06162	0.49100	Oversupply
6/6/2022 12:05	0:02	SSA2	0.09109	-0.00300	Oversupply
6/6/2022 12:07	0:02	SSA3	0.05442	1.08400	Oversupply
6/6/2022 12:07	0:02	SSA2	0.09109	0.28800	Oversupply
6/6/2022 12:09	0:02	SSA3	0.05487	0.44700	Oversupply
6/6/2022 12:09	0:02	SSA2	0.09109	0.90800	Oversupply
6/6/2022 12:11	0:36	SSA3	1.61399	0.01600	Oversupply
6/6/2022 12:11	0:36	SSA2	1.56464	0.02700	Oversupply
6/6/2022 12:12	0:02	BS250	Data is not available	Data is not available	Oversupply
6/6/2022 12:12	0:04	KWPPII	0.01044	0.23851	Oversupply
6/6/2022 12:15	0:46	BS250	Data is not available	Data is not available	Oversupply
6/6/2022 12:15	0:01	AWE	0.00473	18.90000	Oversupply
6/6/2022 12:17	0:05	AWE	0.06491	18.90000	Oversupply
6/6/2022 12:17	0:26	KWPPII	0.22744	1.15164	Oversupply
6/6/2022 12:23	0:05	AWE	0.12381	18.90000	Oversupply
6/6/2022 12:31	0:12	AWE	0.24884	18.70000	Oversupply
6/6/2022 12:44	0:02	AWE	0.00435	18.60000	Oversupply
6/6/2022 12:44	0:02	KWPPII	0.01846	0.71653	Oversupply
6/6/2022 12:47	0:12	KWPPII	0.08692	0.87022	Oversupply
6/6/2022 12:48	0:03	AWE	0.02573	19.20000	Oversupply
6/6/2022 12:48	0:12	SSA2	0.57799	0.01200	Oversupply
6/6/2022 12:48	0:12	SSA3	0.47904	0.03600	Oversupply
6/6/2022 12:52	0:08	AWE	0.15964	19.50000	Oversupply
6/6/2022 13:00	0:06	SSA2	0.28859	0.11600	Oversupply
6/6/2022 13:00	0:06	SSA3	0.24913	0.01500	Oversupply
6/6/2022 13:01	0:01	AWE	0.00537	17.80000	Oversupply
6/6/2022 13:01	0:01	KWPPII	0.00002	0.00100	Oversupply
6/6/2022 13:02	0:06	BS250	Data is not available	Data is not available	Oversupply
6/6/2022 13:03	0:09	AWE	0.09950	19.00000	Oversupply



Maui Curtailment Report

June 2022

Start Date and Time	Duration (minutes)	IPP Curtailed	Estimated Curtailed MWH	Peak MW Curtailed	Reasons for Curtailment
6/6/2022 13:06	0:02	SSA2	0.09646	-0.00300	Oversupply
6/6/2022 13:06	0:02	SSA3	0.08327	-0.00400	Oversupply
6/6/2022 13:08	0:02	SSA2	0.09567	-0.00300	Oversupply
6/6/2022 13:08	0:02	SSA3	0.08258	0.06900	Oversupply
6/6/2022 13:10	0:03	BS250	Data is not available	Data is not available	Oversupply
6/6/2022 13:10	0:08	SSA2	0.37400	0.00100	Oversupply
6/6/2022 13:10	0:08	SSA3	0.32030	-0.00100	Oversupply
6/6/2022 13:11	0:01	KWP11	0.00150	0.08982	Oversupply
6/6/2022 13:14	0:04	BS250	Data is not available	Data is not available	Oversupply
6/6/2022 13:15	0:02	AWE	0.03646	19.20000	Oversupply
6/6/2022 13:18	0:02	SSA2	0.08900	-0.00100	Oversupply
6/6/2022 13:18	0:02	SSA3	0.07364	0.16800	Oversupply
6/6/2022 13:19	0:01	AWE	0.00056	18.10000	Oversupply
6/6/2022 13:20	0:02	SSA2	0.08974	0.10900	Oversupply
6/6/2022 13:20	0:02	SSA3	0.07425	0.04800	Oversupply
6/6/2022 13:21	0:02	BS250	Data is not available	Data is not available	Oversupply
6/6/2022 13:22	0:01	AWE	0.01071	18.70000	Oversupply
6/6/2022 13:22	0:02	SSA2	0.08900	0.00100	Oversupply
6/6/2022 13:22	0:02	SSA3	0.07487	0.03000	Oversupply
6/6/2022 13:24	0:02	SSA2	0.08974	0.13600	Oversupply
6/6/2022 13:24	0:02	SSA3	0.07364	0.11500	Oversupply
6/6/2022 13:26	0:02	BS250	Data is not available	Data is not available	Oversupply
6/6/2022 13:26	0:02	SSA2	0.08974	0.00000	Oversupply
6/6/2022 13:26	0:02	SSA3	0.07548	-0.00300	Oversupply
6/6/2022 13:28	0:02	SSA2	0.08675	0.48600	Oversupply
6/6/2022 13:28	0:02	SSA3	0.07064	0.75500	Oversupply
6/6/2022 13:30	0:02	SSA2	0.07033	1.34100	Oversupply
6/6/2022 13:30	0:02	SSA3	0.05332	1.27100	Oversupply
6/6/2022 13:32	0:02	SSA2	0.07092	1.39200	Oversupply
6/6/2022 13:32	0:02	SSA3	0.05245	0.98400	Oversupply
6/6/2022 13:34	0:01	BS250	Data is not available	Data is not available	Oversupply
6/6/2022 13:34	0:02	SSA2	0.07151	0.11700	Oversupply
6/6/2022 13:34	0:02	SSA3	0.05245	0.12500	Oversupply
6/6/2022 13:36	0:02	SSA2	0.07033	0.19200	Oversupply
6/6/2022 13:36	0:02	SSA3	0.05245	0.30700	Oversupply
6/6/2022 13:38	0:02	SSA2	0.07151	1.18200	Oversupply
6/6/2022 13:38	0:02	SSA3	0.05332	0.66800	Oversupply
6/6/2022 13:40	0:02	SSA2	0.07033	0.73300	Oversupply
6/6/2022 13:40	0:02	SSA3	0.05288	0.75200	Oversupply
6/6/2022 13:42	0:02	SSA2	0.07092	1.00600	Oversupply
6/6/2022 13:42	0:02	SSA3	0.05288	0.81100	Oversupply
6/6/2022 13:44	0:02	SSA2	0.06384	0.49500	Oversupply
6/6/2022 13:44	0:02	SSA3	0.04035	0.54900	Oversupply
6/6/2022 13:46	0:02	SSA2	0.06100	0.41600	Oversupply
6/6/2022 13:46	0:02	SSA3	0.05496	0.26800	Oversupply
6/6/2022 13:48	0:02	SSA2	0.06151	0.63900	Oversupply
6/6/2022 13:48	0:02	SSA3	0.05406	0.50700	Oversupply
6/6/2022 13:50	0:02	SSA2	0.06151	1.16600	Oversupply
6/6/2022 13:50	0:02	SSA3	0.05406	1.01400	Oversupply
6/6/2022 13:52	0:02	SSA2	0.06100	1.16900	Oversupply
6/6/2022 13:52	0:02	SSA3	0.05406	1.02900	Oversupply
6/6/2022 13:54	0:02	SSA2	0.06151	0.69600	Oversupply
6/6/2022 13:54	0:02	SSA3	0.05451	1.17200	Oversupply
6/6/2022 13:56	0:02	SSA2	0.06100	1.32000	Oversupply
6/6/2022 13:56	0:02	SSA3	0.05451	1.46700	Oversupply
6/6/2022 13:58	0:02	SSA2	0.05684	1.49600	Oversupply
6/6/2022 13:58	0:02	SSA3	0.03934	1.36300	Oversupply
6/6/2022 14:00	0:02	SSA2	0.04537	1.48200	Oversupply
6/6/2022 14:00	0:02	SSA3	0.00428	1.96100	Oversupply
6/6/2022 14:02	0:02	SSA2	0.04500	1.51900	Oversupply
6/6/2022 14:02	0:02	SSA3	0.00428	2.26800	Oversupply
6/6/2022 14:04	0:02	SSA2	0.04575	1.52500	Oversupply
6/6/2022 14:04	0:02	SSA3	0.00428	2.74200	Oversupply
6/6/2022 14:22	0:02	SSA3	0.00462	2.65700	Oversupply
6/6/2022 14:24	0:02	SSA3	0.00470	2.68400	Oversupply
6/6/2022 14:26	0:03	17-2	0.01236	0.32600	Oversupply
6/6/2022 14:26	0:02	SSA2	0.04672	1.49100	Oversupply
6/6/2022 14:26	0:02	SSA3	0.00470	2.31300	Oversupply
6/6/2022 14:36	0:01	17-2	0.00074	0.32600	Oversupply
6/6/2022 14:38	0:02	17-2	0.01087	0.32600	Oversupply
6/7/2022 9:48	0:01	17-2	0.01250	0.75000	Oversupply
6/8/2022 5:27	0:01	KWP11	0.00077	0.04591	Oversupply
6/8/2022 9:49	0:01	17-2	0.00019	0.12300	Oversupply



Maui Curtailment Report

June 2022

Start Date and Time	Duration (minutes)	IPP Curtailed	Estimated Curtailed MWH	Peak MW Curtailed	Reasons for Curtailment
6/8/2022 9:50	0:02	SSA2	0.02656	1.12700	Oversupply
6/8/2022 9:51	0:01	17-2	0.00205	0.12300	Oversupply
6/8/2022 9:52	0:04	SSA2	0.05356	0.90600	Oversupply
6/8/2022 9:53	0:11	17-2	0.02873	0.18700	Oversupply
6/8/2022 9:54	0:02	SSA3	0.00699	1.42900	Oversupply
6/8/2022 9:56	0:02	SSA3	0.00687	1.63300	Oversupply
6/8/2022 9:56	0:02	SSA2	0.02656	1.22600	Oversupply
6/8/2022 9:58	0:02	SSA3	0.00632	2.14900	Oversupply
6/8/2022 9:58	0:02	SSA2	0.02491	0.99700	Oversupply
6/8/2022 10:00	0:02	SSA3	0.00284	2.24600	Oversupply
6/8/2022 10:00	0:02	SSA2	0.02608	0.91900	Oversupply
6/9/2022 7:10	0:01	KWPPI	0.00042	0.02495	Oversupply
6/9/2022 9:25	0:02	17-2	0.00662	0.67200	Oversupply
6/9/2022 23:26	0:01	KWPPI	0.00457	10.26197	Oversupply
6/9/2022 23:28	0:06	KWPPI	0.02282	13.56521	Oversupply
6/10/2022 2:49	0:30	KWPPI	3.53326	17.33149	Oversupply
6/10/2022 3:22	0:01	KWPPI	0.00499	12.89558	Oversupply
6/10/2022 5:05	0:01	KWPPI	0.00360	11.30384	Oversupply
6/10/2022 5:07	0:05	KWPPI	0.09221	11.66510	Oversupply
6/10/2022 6:56	0:01	17-2	0.00083	0.12400	Oversupply
6/10/2022 8:36	0:02	17-2	0.00225	0.07700	Oversupply
6/10/2022 8:37	0:02	SSA3	0.01233	0.91600	Oversupply
6/10/2022 8:42	0:05	BS250	Data is not available	Data is not available	Oversupply
6/10/2022 8:42	0:08	17-2	0.01670	0.18600	Oversupply
6/10/2022 8:42	0:05	KWPPI	0.09120	16.28364	Oversupply
6/10/2022 8:43	0:04	SSA3	0.02812	0.01600	Oversupply
6/10/2022 8:43	0:04	SSA2	0.01544	-0.00200	Oversupply
6/10/2022 8:47	0:02	SSA3	0.01614	-0.00200	Oversupply
6/10/2022 8:47	0:02	SSA2	0.00877	-0.00200	Oversupply
6/10/2022 8:55	0:01	17-2	0.00655	0.39300	Oversupply
6/10/2022 9:03	0:02	SSA2	0.02951	0.46200	Oversupply
6/10/2022 9:03	0:02	SSA3	0.03428	1.75900	Oversupply
6/10/2022 9:04	3:30	17-2	1.42842	0.75000	Oversupply
6/10/2022 9:07	0:02	SSA2	0.02927	1.06300	Oversupply
6/10/2022 9:07	0:02	SSA3	0.03457	0.71000	Oversupply
6/10/2022 9:09	1:43	SSA2	3.45828	0.02200	Oversupply
6/10/2022 9:09	1:43	SSA3	3.69392	0.01700	Oversupply
6/10/2022 9:10	1:42	BS250	Data is not available	Data is not available	Oversupply
6/10/2022 9:10	1:42	KWPPI	6.98361	17.14687	Oversupply
6/10/2022 10:52	0:02	SSA2	0.07409	0.05800	Oversupply
6/10/2022 10:52	0:02	SSA3	0.07040	0.74200	Oversupply
6/10/2022 10:54	0:02	SSA2	0.07409	1.02900	Oversupply
6/10/2022 10:54	0:02	SSA3	0.07098	0.71300	Oversupply
6/10/2022 10:56	0:02	SSA2	0.07348	0.62500	Oversupply
6/10/2022 10:56	0:02	SSA3	0.07040	0.41300	Oversupply
6/10/2022 10:58	0:02	SSA2	0.07524	0.41800	Oversupply
6/10/2022 10:58	0:02	SSA3	0.07438	1.42100	Oversupply
6/10/2022 11:00	0:02	SSA2	0.08700	0.89800	Oversupply
6/10/2022 11:00	0:02	SSA3	0.09109	0.96800	Oversupply
6/10/2022 11:02	0:02	SSA2	0.08772	0.56000	Oversupply
6/10/2022 11:02	0:02	SSA3	0.09184	0.68600	Oversupply
6/10/2022 11:04	0:02	SSA2	0.08700	0.10900	Oversupply
6/10/2022 11:04	0:20	SSA3	0.91570	0.05000	Oversupply
6/10/2022 11:05	0:02	BS250	Data is not available	Data is not available	Oversupply
6/10/2022 11:05	0:03	KWPPI	0.04018	7.72218	Oversupply
6/10/2022 11:06	0:18	SSA2	0.76425	-0.00300	Oversupply
6/10/2022 11:08	0:36	BS250	Data is not available	Data is not available	Oversupply
6/10/2022 11:09	0:16	KWPPI	0.30368	7.41481	Oversupply
6/10/2022 11:24	0:02	SSA2	0.08048	-0.00100	Oversupply
6/10/2022 11:24	0:02	SSA3	0.09202	0.17800	Oversupply
6/10/2022 11:26	0:18	KWPPI	0.29235	4.11158	Oversupply
6/10/2022 11:26	0:18	SSA2	0.65853	-0.00300	Oversupply
6/10/2022 11:26	0:18	SSA3	0.85297	-0.00400	Oversupply
6/10/2022 11:44	0:02	SSA2	0.07106	-0.00300	Oversupply
6/10/2022 11:44	0:02	SSA3	0.10601	0.27400	Oversupply
6/10/2022 11:46	0:02	SSA2	0.08655	0.13400	Oversupply
6/10/2022 11:47	0:26	BS250	Data is not available	Data is not available	Oversupply
6/10/2022 11:47	0:26	SSA3	0.83023	0.00900	Oversupply
6/10/2022 11:48	0:28	KWPPI	1.09458	9.19316	Oversupply
6/10/2022 11:48	0:26	SSA2	1.15128	-0.00300	Oversupply
6/10/2022 12:13	0:02	SSA3	0.08241	-0.00400	Oversupply
6/10/2022 12:14	0:01	BS250	Data is not available	Data is not available	Oversupply
6/10/2022 12:14	0:02	SSA2	0.08120	-0.00300	Oversupply



Maui Curtailment Report

June 2022

Start Date and Time	Duration (minutes)	IPP Curtailed	Estimated Curtailed MWH	Peak MW Curtailed	Reasons for Curtailment
6/10/2022 12:15	0:02	SSA3	0.04358	-0.00400	Oversupply
6/10/2022 12:16	0:02	BS250	Data is not available	Data is not available	Oversupply
6/10/2022 12:16	0:02	SSA2	0.08367	-0.00300	Oversupply
6/10/2022 12:17	0:01	KWP1I	0.01480	8.99657	Oversupply
6/10/2022 12:17	0:02	SSA3	0.04394	0.25700	Oversupply
6/10/2022 12:19	0:02	SSA3	0.04394	1.10500	Oversupply
6/10/2022 12:20	0:02	SSA2	0.08436	1.06400	Oversupply
6/10/2022 12:21	0:02	SSA3	0.04322	0.66700	Oversupply
6/10/2022 12:22	0:02	SSA2	0.08436	0.66500	Oversupply
6/10/2022 12:23	0:02	SSA3	0.04358	0.14100	Oversupply
6/10/2022 12:24	0:02	SSA2	0.08367	0.08200	Oversupply
6/10/2022 12:25	0:02	SSA3	0.04358	0.30300	Oversupply
6/10/2022 12:26	0:04	SSA2	0.15936	0.10500	Oversupply
6/10/2022 12:27	0:02	SSA3	0.04358	1.16800	Oversupply
6/10/2022 12:29	0:02	SSA3	0.02478	0.70100	Oversupply
6/10/2022 12:30	0:02	SSA2	0.05747	0.27300	Oversupply
6/10/2022 12:31	0:02	SSA3	0.04101	0.85100	Oversupply
6/10/2022 12:34	0:02	SSA2	0.05747	1.35600	Oversupply
6/10/2022 12:35	1:24	17-2	0.77882	0.75000	Oversupply
6/10/2022 12:35	0:02	SSA3	0.04101	1.93200	Oversupply
6/10/2022 12:36	0:02	SSA2	0.05747	1.59600	Oversupply
6/10/2022 12:37	0:02	SSA3	0.04101	1.61600	Oversupply
6/10/2022 12:38	0:02	SSA2	0.05700	1.55800	Oversupply
6/10/2022 12:39	0:02	SSA3	0.04135	1.80100	Oversupply
6/10/2022 12:40	0:02	SSA2	0.05747	0.79100	Oversupply
6/10/2022 12:41	0:02	SSA3	0.04067	1.51400	Oversupply
6/10/2022 12:42	0:04	SSA2	0.13897	0.73600	Oversupply
6/10/2022 12:43	0:02	SSA3	0.04835	1.62800	Oversupply
6/10/2022 12:45	0:02	SSA3	0.04924	0.15600	Oversupply
6/10/2022 12:46	0:02	SSA2	0.08326	0.16400	Oversupply
6/10/2022 12:47	0:02	SSA3	0.04924	1.41400	Oversupply
6/10/2022 12:48	0:02	SSA2	0.08326	1.19800	Oversupply
6/10/2022 12:49	0:02	SSA3	0.04924	1.98800	Oversupply
6/10/2022 12:50	0:02	SSA2	0.08326	1.01800	Oversupply
6/10/2022 12:51	0:02	SSA3	0.04964	0.72200	Oversupply
6/10/2022 12:52	0:02	SSA2	0.08257	0.01800	Oversupply
6/10/2022 12:53	0:02	SSA3	0.04924	0.02700	Oversupply
6/10/2022 12:54	0:02	SSA2	0.08326	0.02600	Oversupply
6/10/2022 12:55	0:02	KWP1I	0.00554	6.34999	Oversupply
6/10/2022 12:55	0:02	SSA3	0.04964	0.02700	Oversupply
6/10/2022 12:56	0:02	SSA2	0.08257	-0.00300	Oversupply
6/10/2022 12:58	0:02	SSA2	0.08715	0.05400	Oversupply
6/10/2022 12:59	0:02	SSA3	0.06973	1.32900	Oversupply
6/10/2022 13:00	0:02	SSA2	0.09512	0.14100	Oversupply
6/10/2022 13:01	0:02	SSA3	0.06731	1.11000	Oversupply
6/10/2022 13:02	0:06	BS250	Data is not available	Data is not available	Oversupply
6/10/2022 13:02	0:08	SSA2	0.37969	0.00600	Oversupply
6/10/2022 13:03	0:04	SSA3	0.13518	-0.00600	Oversupply
6/10/2022 13:05	0:03	KWP1I	0.07091	6.74518	Oversupply
6/10/2022 13:07	0:02	SSA3	0.06731	-0.00400	Oversupply
6/10/2022 13:09	0:08	BS250	Data is not available	Data is not available	Oversupply
6/10/2022 13:09	0:08	KWP1I	0.13285	8.34291	Oversupply
6/10/2022 13:09	0:04	SSA3	0.13518	0.04000	Oversupply
6/10/2022 13:10	0:02	SSA2	0.09433	-0.00300	Oversupply
6/10/2022 13:12	0:04	SSA2	0.17477	-0.00300	Oversupply
6/10/2022 13:14	0:04	SSA3	0.09609	-0.00500	Oversupply
6/10/2022 13:16	0:02	SSA2	0.04014	0.06000	Oversupply
6/10/2022 13:18	0:02	SSA3	0.03465	-0.00400	Oversupply
6/10/2022 13:18	0:02	SSA2	0.04081	0.83300	Oversupply
6/10/2022 13:20	0:02	SSA3	0.03436	0.58200	Oversupply
6/10/2022 13:20	0:02	SSA2	0.04048	0.52900	Oversupply
6/10/2022 13:22	0:02	SSA3	0.03436	0.95500	Oversupply
6/10/2022 13:22	0:02	SSA2	0.04014	1.22600	Oversupply
6/10/2022 13:24	0:02	SSA3	0.03408	0.39600	Oversupply
6/10/2022 13:24	0:02	SSA2	0.04048	0.85400	Oversupply
6/10/2022 13:26	0:02	SSA3	0.03436	0.13800	Oversupply
6/10/2022 13:29	0:02	SSA2	0.04421	0.44800	Oversupply
6/10/2022 13:30	0:08	SSA3	0.23715	0.21700	Oversupply
6/10/2022 13:31	0:06	SSA2	0.18129	0.06600	Oversupply
6/10/2022 13:32	0:05	BS250	Data is not available	Data is not available	Oversupply
6/10/2022 13:34	0:04	KWP1I	0.05828	11.24296	Oversupply
6/10/2022 13:37	0:02	SSA2	0.06060	-0.00300	Oversupply
6/10/2022 13:38	0:02	SSA3	0.05941	-0.00400	Oversupply



Maui Curtailment Report

June 2022

Start Date and Time	Duration (minutes)	IPP Curtailed	Estimated Curtailed MWH	Peak MW Curtailed	Reasons for Curtailment
6/10/2022 13:39	0:02	SSA2	0.06010	0.02300	Oversupply
6/10/2022 13:40	0:02	SSA3	0.05941	0.62000	Oversupply
6/10/2022 13:41	0:02	SSA2	0.06060	0.46000	Oversupply
6/10/2022 13:42	0:02	SSA3	0.05941	0.84700	Oversupply
6/10/2022 13:43	0:02	SSA2	0.06038	1.24600	Oversupply
6/10/2022 13:44	0:02	SSA3	0.04465	0.51900	Oversupply
6/10/2022 13:45	0:10	BS250	Data is not available	Data is not available	Oversupply
6/10/2022 13:45	0:02	SSA2	0.09765	0.33000	Oversupply
6/10/2022 13:46	0:10	SSA3	0.28923	0.00200	Oversupply
6/10/2022 13:47	0:08	KWPPI	0.31979	14.14103	Oversupply
6/10/2022 13:47	0:08	SSA2	0.37510	-0.00300	Oversupply
6/10/2022 13:55	0:02	SSA2	0.09300	-0.00300	Oversupply
6/10/2022 15:25	0:02	SSA2	0.01880	0.78800	Oversupply
6/10/2022 15:26	0:01	17-2	0.00270	0.37300	Oversupply
6/10/2022 15:44	0:02	17-2	0.00769	0.37300	Oversupply
6/10/2022 15:44	0:02	SSA3	0.00170	1.49100	Oversupply
6/10/2022 15:57	0:21	17-2	0.11214	0.37300	Oversupply
6/10/2022 15:57	0:02	SSA2	0.01468	1.56100	Oversupply
6/10/2022 15:58	0:02	SSA3	0.00981	1.90100	Oversupply
6/10/2022 16:00	0:02	SSA3	0.02837	1.90900	Oversupply
6/10/2022 16:01	0:02	SSA2	0.05846	1.12000	Oversupply
6/10/2022 16:02	0:02	SSA3	0.02814	0.80100	Oversupply
6/10/2022 16:03	0:02	SSA2	0.05894	0.01800	Oversupply
6/10/2022 16:04	0:02	SSA3	0.02837	0.12200	Oversupply
6/10/2022 16:06	0:02	SSA2	0.05798	-0.00300	Oversupply
6/10/2022 16:06	0:02	SSA3	0.02814	0.42900	Oversupply
6/10/2022 16:07	0:02	BS250	Data is not available	Data is not available	Oversupply
6/10/2022 16:08	0:02	SSA2	0.05846	-0.00300	Oversupply
6/10/2022 16:08	0:04	SSA3	0.05651	-0.00400	Oversupply
6/10/2022 16:10	0:01	BS250	Data is not available	Data is not available	Oversupply
6/10/2022 16:10	0:02	SSA2	0.05798	0.01900	Oversupply
6/10/2022 16:12	0:02	SSA2	0.05846	0.13700	Oversupply
6/10/2022 16:14	0:02	SSA2	0.05986	0.71900	Oversupply
6/10/2022 23:41	0:03	KWPPI	0.01759	20.86824	Oversupply
6/10/2022 23:47	0:28	KWPPI	2.18087	20.93610	Oversupply
6/11/2022 0:28	0:02	KWPPI	0.01006	20.58482	Oversupply
6/11/2022 0:31	0:07	KWPPI	0.10983	20.33933	Oversupply
6/11/2022 0:49	4:59	KWPPI	55.70190	20.93610	Oversupply
6/11/2022 3:52	0:01	AWE	0.00573	19.50000	Oversupply
6/11/2022 3:54	0:01	AWE	0.00799	19.60000	Oversupply
6/11/2022 4:05	0:01	AWE	0.00774	20.40000	Oversupply
6/11/2022 4:31	0:01	AWE	0.00311	20.80000	Oversupply
6/11/2022 5:44	0:03	BS250	Data is not available	Data is not available	Oversupply
6/11/2022 5:54	0:08	BS250	Data is not available	Data is not available	Oversupply
6/11/2022 5:55	0:07	KWPPI	0.23260	18.38832	Oversupply
6/11/2022 5:57	0:24	SSA3	0.01445	0.02100	Oversupply
6/11/2022 5:58	0:22	SSA2	0.00748	0.00200	Oversupply
6/11/2022 6:03	0:18	BS250	Data is not available	Data is not available	Oversupply
6/11/2022 6:03	0:18	KWPPI	1.14418	19.39626	Oversupply
6/11/2022 6:25	0:02	SSA2	0.00032	0.03200	Oversupply
6/11/2022 6:26	0:01	KWPPI	0.00086	18.85736	Oversupply
6/11/2022 6:31	0:08	SSA2	0.00868	0.03200	Oversupply
6/11/2022 6:31	0:08	SSA3	0.02505	0.02100	Oversupply
6/11/2022 6:32	0:06	BS250	Data is not available	Data is not available	Oversupply
6/11/2022 6:32	0:07	KWPPI	0.17383	19.09288	Oversupply
6/11/2022 6:43	0:04	BS250	Data is not available	Data is not available	Oversupply
6/11/2022 6:43	0:04	SSA2	0.00544	0.03700	Oversupply
6/11/2022 6:43	0:04	SSA3	0.01659	0.02800	Oversupply
6/11/2022 6:44	0:03	KWPPI	0.04094	19.02602	Oversupply
6/11/2022 6:49	0:02	SSA3	0.01025	0.23400	Oversupply
6/11/2022 6:50	0:20	BS250	Data is not available	Data is not available	Oversupply
6/11/2022 6:50	8:48	17-2	3.47866	0.75000	Oversupply
6/11/2022 6:51	8:35	SSA2	13.91874	0.00700	Oversupply
6/11/2022 6:51	0:57	SSA3	0.55340	0.00800	Oversupply
6/11/2022 6:52	0:19	KWPPI	0.84655	18.93121	Oversupply
6/11/2022 7:12	0:01	KWPPI	0.00269	17.58597	Oversupply
6/11/2022 7:13	0:35	BS250	Data is not available	Data is not available	Oversupply
6/11/2022 7:14	0:34	KWPPI	2.31897	19.03999	Oversupply
6/11/2022 7:48	0:02	SSA3	0.03071	0.19400	Oversupply
6/11/2022 7:49	7:37	BS250	Data is not available	Data is not available	Oversupply
6/11/2022 7:50	7:37	KWPPI	107.93655	20.88221	Oversupply
6/11/2022 7:50	7:37	SSA3	16.16155	0.00800	Oversupply
6/11/2022 10:27	0:01	AWE	0.00041	21.00000	Oversupply



Maui Curtailment Report

June 2022

Start Date and Time	Duration (minutes)	IPP Curtailed	Estimated Curtailed MWH	Peak MW Curtailed	Reasons for Curtailment
6/11/2022 10:30	0:18	AWE	0.59271	21.00000	Oversupply
6/11/2022 10:49	0:01	AWE	0.00924	20.30000	Oversupply
6/11/2022 10:53	0:11	AWE	0.25091	21.00000	Oversupply
6/11/2022 11:05	0:03	AWE	0.01326	21.00000	Oversupply
6/11/2022 11:09	2:56	AWE	28.58565	21.00000	Oversupply
6/11/2022 14:08	0:01	AWE	0.00048	21.00000	Oversupply
6/11/2022 15:26	0:02	SSA2	0.07101	0.00000	Oversupply
6/11/2022 15:27	0:02	SSA3	0.05649	0.41100	Oversupply
6/11/2022 15:28	0:02	SSA2	0.06747	0.72500	Oversupply
6/11/2022 15:29	0:02	SSA3	0.02614	1.19700	Oversupply
6/11/2022 15:30	0:02	SSA2	0.02147	0.74200	Oversupply
6/11/2022 15:31	0:02	SSA3	0.00314	0.63200	Oversupply
6/11/2022 15:32	0:02	SSA2	0.02112	0.50200	Oversupply
6/11/2022 15:35	0:02	SSA3	0.00312	1.90500	Oversupply
6/11/2022 15:36	0:02	SSA2	0.02130	1.19700	Oversupply
6/12/2022 0:01	0:18	KWPPI	0.87577	20.20061	Oversupply
6/12/2022 0:23	0:02	KWPPI	0.01009	20.42116	Oversupply
6/12/2022 0:27	1:12	KWPPI	8.09061	20.91116	Oversupply
6/12/2022 1:51	0:17	KWPPI	1.17000	20.89020	Oversupply
6/12/2022 2:09	0:14	KWPPI	0.33978	19.20166	Oversupply
6/12/2022 2:25	0:09	KWPPI	0.15649	19.45713	Oversupply
6/12/2022 2:35	1:03	KWPPI	2.52344	18.69669	Oversupply
6/12/2022 3:40	0:58	KWPPI	3.48834	20.12576	Oversupply
6/12/2022 4:42	0:09	KWPPI	0.28760	19.22461	Oversupply
6/12/2022 4:57	0:01	KWPPI	0.00436	17.54805	Oversupply
6/12/2022 7:25	0:02	SSA3	0.00755	0.60200	Oversupply
6/12/2022 7:26	0:08	17-2	0.01907	0.28000	Oversupply
6/12/2022 7:26	0:02	SSA2	0.01084	0.15800	Oversupply
6/12/2022 7:27	0:04	BS250	Data is not available	Data is not available	Oversupply
6/12/2022 7:27	0:04	SSA3	0.02212	0.00800	Oversupply
6/12/2022 7:28	0:03	KWPPI	0.04806	17.84843	Oversupply
6/12/2022 7:28	0:04	SSA2	0.02748	0.00500	Oversupply
6/12/2022 7:31	0:02	SSA3	0.02275	0.20900	Oversupply
6/12/2022 7:32	0:02	SSA2	0.01671	0.09400	Oversupply
6/12/2022 7:35	8:09	17-2	1.71001	0.60300	Oversupply
6/12/2022 7:35	0:02	SSA3	0.02294	0.32200	Oversupply
6/12/2022 7:36	7:54	BS250	Data is not available	Data is not available	Oversupply
6/12/2022 7:36	0:02	SSA2	0.01671	0.22300	Oversupply
6/12/2022 7:37	7:57	SSA3	15.94817	0.01000	Oversupply
6/12/2022 7:38	7:52	KWPPI	126.36857	21.03590	Oversupply
6/12/2022 7:38	7:51	SSA2	14.67640	0.00000	Oversupply
6/12/2022 9:32	1:11	AWE	3.37534	21.00000	Oversupply
6/12/2022 11:12	0:26	AWE	1.71572	21.00000	Oversupply
6/12/2022 11:42	2:18	AWE	17.79505	21.00000	Oversupply
6/12/2022 15:28	0:02	SSA2	0.04069	-0.00200	Oversupply
6/12/2022 15:30	0:02	SSA2	0.05367	0.00400	Oversupply
6/12/2022 15:31	0:03	BS250	Data is not available	Data is not available	Oversupply
6/12/2022 15:32	0:05	KWPPI	0.04152	19.95312	Oversupply
6/12/2022 15:32	0:02	SSA2	0.05367	0.00100	Oversupply
6/12/2022 15:34	0:02	SSA3	0.04072	0.11600	Oversupply
6/12/2022 15:34	0:02	SSA2	0.05367	0.00000	Oversupply
6/12/2022 15:35	0:02	BS250	Data is not available	Data is not available	Oversupply
6/12/2022 15:36	0:02	SSA3	0.04140	0.04200	Oversupply
6/12/2022 15:36	0:02	SSA2	0.05322	0.07600	Oversupply
6/12/2022 15:38	0:02	SSA3	0.04106	0.59100	Oversupply
6/12/2022 15:38	0:02	SSA2	0.05367	0.41300	Oversupply
6/12/2022 15:40	0:02	SSA3	0.04072	0.81800	Oversupply
6/12/2022 15:41	0:02	SSA2	0.05322	0.79200	Oversupply
6/12/2022 15:42	0:02	SSA3	0.04072	0.98500	Oversupply
6/12/2022 15:43	0:02	SSA2	0.05350	1.22100	Oversupply
6/12/2022 15:44	0:02	SSA3	0.01949	1.76100	Oversupply
6/12/2022 15:45	0:01	17-2	0.00363	0.21800	Oversupply
6/12/2022 15:45	0:02	SSA2	0.03649	0.91800	Oversupply
6/12/2022 15:47	0:11	17-2	0.03991	0.21800	Oversupply
6/12/2022 15:47	0:02	SSA2	0.03649	1.12000	Oversupply
6/12/2022 15:48	0:02	SSA3	0.00831	1.23000	Oversupply
6/12/2022 15:49	0:02	SSA2	0.03619	1.43000	Oversupply
6/12/2022 15:50	0:02	SSA3	0.00831	0.83300	Oversupply
6/12/2022 15:51	0:02	SSA2	0.03649	1.21800	Oversupply
6/12/2022 15:52	0:02	SSA3	0.00824	1.68900	Oversupply
6/12/2022 15:53	0:02	SSA2	0.03649	0.78100	Oversupply
6/12/2022 15:54	0:02	SSA3	0.00831	1.64900	Oversupply
6/12/2022 15:55	0:02	SSA2	0.03619	1.45500	Oversupply



Maui Curtailment Report

June 2022

Start Date and Time	Duration (minutes)	IPP Curtailed	Estimated Curtailed MWH	Peak MW Curtailed	Reasons for Curtailment
6/12/2022 15:56	0:02	SSA3	0.00838	1.43700	Oversupply
6/12/2022 15:57	0:02	SSA2	0.03649	0.72600	Oversupply
6/12/2022 23:35	2:31	KWPPI	12.29182	20.79439	Oversupply
6/13/2022 3:44	0:10	KWPPI	0.14558	19.24656	Oversupply
6/13/2022 4:45	0:02	KWPPI	0.02258	12.64809	Oversupply
6/13/2022 5:23	0:45	KWPPI	3.40488	20.81236	Oversupply
6/13/2022 5:44	0:24	BS250	Data is not available	Data is not available	Oversupply
6/13/2022 6:14	0:01	BS250	Data is not available	Data is not available	Oversupply
6/13/2022 6:15	0:01	KWPPI	0.00760	20.80138	Oversupply
6/13/2022 7:56	0:02	SSA2	0.01335	0.36500	Oversupply
6/13/2022 7:58	0:01	BS250	Data is not available	Data is not available	Oversupply
6/13/2022 7:58	0:04	SSA3	0.05131	0.09800	Oversupply
6/13/2022 7:58	0:04	SSA2	0.04396	0.00800	Oversupply
6/13/2022 8:00	0:02	BS250	Data is not available	Data is not available	Oversupply
6/13/2022 8:01	0:01	KWPPI	0.01291	20.58383	Oversupply
6/13/2022 8:02	0:10	SSA3	0.17979	0.33700	Oversupply
6/13/2022 8:02	0:10	SSA2	0.13511	-0.00300	Oversupply
6/13/2022 8:03	0:10	BS250	Data is not available	Data is not available	Oversupply
6/13/2022 8:04	0:10	KWPPI	0.40144	20.92712	Oversupply
6/13/2022 8:12	0:02	SSA3	0.03572	0.00700	Oversupply
6/13/2022 8:12	0:04	SSA2	0.05414	0.00200	Oversupply
6/13/2022 8:14	0:04	BS250	Data is not available	Data is not available	Oversupply
6/13/2022 8:14	0:02	SSA3	0.03741	0.07900	Oversupply
6/13/2022 8:15	0:01	KWPPI	0.00413	20.45808	Oversupply
6/13/2022 8:16	0:16	SSA3	0.32367	0.02700	Oversupply
6/13/2022 8:16	0:02	SSA2	0.03216	-0.00300	Oversupply
6/13/2022 8:17	0:01	KWPPI	0.00403	20.49201	Oversupply
6/13/2022 8:18	0:02	SSA2	0.03243	0.02600	Oversupply
6/13/2022 8:19	0:02	BS250	Data is not available	Data is not available	Oversupply
6/13/2022 8:20	0:02	SSA2	0.03216	0.00200	Oversupply
6/13/2022 8:22	0:10	BS250	Data is not available	Data is not available	Oversupply
6/13/2022 8:22	0:11	KWPPI	0.21448	20.87822	Oversupply
6/13/2022 8:22	0:10	SSA2	0.15143	0.00000	Oversupply
6/13/2022 8:32	0:02	SSA3	0.03258	0.81800	Oversupply
6/13/2022 8:32	0:02	SSA2	0.02450	0.09700	Oversupply
6/13/2022 8:36	0:02	SSA3	0.03258	1.41900	Oversupply
6/13/2022 8:38	5:48	SSA3	13.73386	0.34900	Oversupply
6/13/2022 8:39	5:39	BS250	Data is not available	Data is not available	Oversupply
6/13/2022 8:39	5:48	SSA2	12.39466	0.70300	Oversupply
6/13/2022 8:40	5:39	KWPPI	84.03514	20.95407	Oversupply
6/13/2022 10:46	0:15	AWE	0.60626	21.00000	Oversupply
6/13/2022 11:12	0:01	AWE	0.00057	21.00000	Oversupply
6/13/2022 11:16	0:03	AWE	0.03497	21.00000	Oversupply
6/13/2022 11:27	0:01	AWE	0.00057	21.00000	Oversupply
6/13/2022 11:29	0:06	AWE	0.12561	21.00000	Oversupply
6/13/2022 11:36	0:01	AWE	0.00057	21.00000	Oversupply
6/13/2022 11:44	0:05	AWE	0.02054	21.00000	Oversupply
6/13/2022 11:50	0:33	AWE	1.23587	21.00000	Oversupply
6/13/2022 12:28	0:01	AWE	0.00191	21.00000	Oversupply
6/13/2022 12:30	0:15	AWE	0.25655	21.00000	Oversupply
6/13/2022 12:47	0:01	AWE	0.00391	21.00000	Oversupply
6/13/2022 12:50	0:01	AWE	0.00657	21.00000	Oversupply
6/13/2022 14:19	0:08	BS250	Data is not available	Data is not available	Oversupply
6/13/2022 14:21	0:07	KWPPI	0.13077	18.18374	Oversupply
6/13/2022 14:27	0:02	SSA2	0.09033	0.03500	Oversupply
6/13/2022 14:27	0:02	SSA3	0.07256	0.34700	Oversupply
6/13/2022 14:29	0:02	SSA2	0.07046	0.56700	Oversupply
6/13/2022 14:29	0:02	SSA3	0.04749	1.19500	Oversupply
6/13/2022 14:31	0:02	SSA2	0.05210	0.76000	Oversupply
6/13/2022 14:31	0:02	SSA3	0.02259	0.90000	Oversupply
6/13/2022 14:33	0:02	SSA2	0.05167	1.26300	Oversupply
6/13/2022 14:33	0:02	SSA3	0.02278	1.90100	Oversupply
6/13/2022 14:35	0:02	SSA2	0.05210	1.51800	Oversupply
6/13/2022 14:35	0:02	SSA3	0.02259	2.23200	Oversupply
6/13/2022 14:37	0:02	SSA2	0.05167	1.35600	Oversupply
6/13/2022 14:37	0:02	SSA3	0.02259	1.15900	Oversupply
6/13/2022 14:39	0:02	SSA2	0.05253	1.25500	Oversupply
6/13/2022 14:39	0:02	SSA3	0.02259	1.57300	Oversupply
6/13/2022 14:41	0:02	SSA2	0.05167	1.49100	Oversupply
6/13/2022 14:41	0:02	SSA3	0.02278	1.77300	Oversupply
6/13/2022 14:43	0:02	SSA2	0.05170	1.53600	Oversupply
6/13/2022 14:43	0:02	SSA3	0.02026	1.75500	Oversupply
6/13/2022 14:47	0:02	SSA2	0.04528	1.51300	Oversupply



Maui Curtailment Report

June 2022

Start Date and Time	Duration (minutes)	IPP Curtailed	Estimated Curtailed MWH	Peak MW Curtailed	Reasons for Curtailment
6/13/2022 14:47	0:02	SSA3	0.00096	2.27000	Oversupply
6/13/2022 14:49	0:02	SSA2	0.04566	1.50100	Oversupply
6/13/2022 14:49	0:02	SSA3	0.00096	2.24900	Oversupply
6/13/2022 14:53	0:02	SSA2	0.04566	1.48600	Oversupply
6/13/2022 14:53	0:02	SSA3	0.00096	2.21200	Oversupply
6/14/2022 0:17	0:07	KWPPI	0.02627	20.72653	Oversupply
6/14/2022 0:26	0:02	KWPPI	0.00216	20.73152	Oversupply
6/14/2022 5:12	0:09	KWPPI	0.19440	20.76845	Oversupply
6/14/2022 5:42	0:27	KWPPI	2.14617	20.74649	Oversupply
6/14/2022 5:44	0:24	BS250	Data is not available	Data is not available	Oversupply
6/14/2022 6:14	5:48	SSA2	7.11267	0.02300	Oversupply
6/14/2022 6:14	5:49	SSA3	9.48095	0.04300	Oversupply
6/14/2022 6:15	5:48	BS250	Data is not available	Data is not available	Oversupply
6/14/2022 6:15	9:15	KWPPI	139.15867	20.77244	Oversupply
6/14/2022 6:34	9:35	17-2	0.28095	0.06000	Oversupply
6/14/2022 9:49	4:12	AWE	39.94290	21.00000	Oversupply
6/14/2022 12:02	0:02	SSA2	0.09243	0.00100	Oversupply
6/14/2022 12:04	0:02	SSA3	0.09079	0.00800	Oversupply
6/14/2022 12:04	3:25	SSA2	9.50600	1.19900	Oversupply
6/14/2022 12:05	3:24	BS250	Data is not available	Data is not available	Oversupply
6/14/2022 12:06	3:24	SSA3	8.23688	0.53200	Oversupply
6/14/2022 12:07	0:01	5A	Data is not available	Data is not available	Oversupply
6/14/2022 12:07	0:01	MS	Data is not available	Data is not available	Oversupply
6/14/2022 12:11	0:01	5A	Data is not available	Data is not available	Oversupply
6/14/2022 12:11	0:01	MS	Data is not available	Data is not available	Oversupply
6/14/2022 12:14	0:07	5A	Data is not available	Data is not available	Oversupply
6/14/2022 12:14	0:07	MS	Data is not available	Data is not available	Oversupply
6/14/2022 12:22	0:01	5A	Data is not available	Data is not available	Oversupply
6/14/2022 12:22	0:01	MS	Data is not available	Data is not available	Oversupply
6/14/2022 15:29	0:02	SSA2	0.05043	0.48800	Oversupply
6/14/2022 15:30	0:02	SSA3	0.03270	0.23800	Oversupply
6/14/2022 15:31	0:02	SSA2	0.04408	1.07400	Oversupply
6/14/2022 15:32	0:02	SSA3	0.03243	0.78400	Oversupply
6/14/2022 15:34	0:01	BS250	Data is not available	Data is not available	Oversupply
6/14/2022 15:34	0:02	SSA2	0.04372	0.13800	Oversupply
6/14/2022 15:34	0:02	SSA3	0.03243	0.90100	Oversupply
6/14/2022 15:36	0:02	SSA2	0.04408	0.35300	Oversupply
6/14/2022 15:36	0:02	SSA3	0.03297	1.11000	Oversupply
6/14/2022 15:38	0:02	SSA2	0.04372	0.88600	Oversupply
6/14/2022 15:38	0:02	SSA3	0.03243	1.12300	Oversupply
6/14/2022 15:40	0:02	SSA2	0.04408	1.04800	Oversupply
6/14/2022 15:40	0:02	SSA3	0.03270	0.91800	Oversupply
6/14/2022 15:42	0:02	SSA2	0.04408	1.83800	Oversupply
6/14/2022 15:42	0:02	SSA3	0.03243	1.71800	Oversupply
6/14/2022 15:44	0:09	BS250	Data is not available	Data is not available	Oversupply
6/14/2022 15:44	0:18	SSA2	0.57084	0.04800	Oversupply
6/14/2022 15:44	0:08	SSA3	0.20444	0.01400	Oversupply
6/14/2022 15:45	0:09	KWPPI	0.35093	20.83032	Oversupply
6/14/2022 15:52	0:02	SSA3	0.05193	-0.00400	Oversupply
6/14/2022 15:54	0:07	BS250	Data is not available	Data is not available	Oversupply
6/14/2022 15:54	0:08	SSA3	0.16110	-0.00500	Oversupply
6/14/2022 15:55	0:05	KWPPI	0.05366	20.82633	Oversupply
6/14/2022 16:02	0:02	SSA2	0.02378	0.86100	Oversupply
6/14/2022 16:02	0:02	SSA3	0.01352	-0.00400	Oversupply
6/14/2022 16:04	0:02	SSA2	0.02378	1.32400	Oversupply
6/14/2022 16:04	0:02	SSA3	0.01375	0.36000	Oversupply
6/14/2022 16:06	0:02	SSA2	0.02378	1.71100	Oversupply
6/14/2022 16:06	0:02	SSA3	0.01375	1.35200	Oversupply
6/14/2022 16:10	0:02	SSA2	0.02378	1.71700	Oversupply
6/14/2022 23:26	0:01	17-2	0.00033	0.02200	Oversupply
6/14/2022 23:42	0:05	17-2	0.00167	0.02200	Oversupply
6/14/2022 23:42	0:05	KWPPI	0.07757	20.28843	Oversupply
6/14/2022 23:48	0:01	17-2	0.00033	0.02200	Oversupply
6/15/2022 0:12	0:07	17-2	0.00233	0.02200	Oversupply
6/15/2022 0:12	0:07	KWPPI	0.04348	20.82733	Oversupply
6/15/2022 1:23	0:01	17-2	0.00033	0.02200	Oversupply
6/15/2022 1:23	0:01	KWPPI	0.03043	17.30255	Oversupply
6/15/2022 1:26	0:06	17-2	0.00200	0.02200	Oversupply
6/15/2022 1:26	0:06	KWPPI	0.22995	18.17576	Oversupply
6/15/2022 1:33	0:08	17-2	0.00267	0.02200	Oversupply
6/15/2022 1:33	0:08	KWPPI	0.28577	19.56392	Oversupply
6/15/2022 3:21	0:01	AWE	0.00333	0.20000	Oversupply
6/15/2022 6:21	0:02	SSA2	0.00004	0.10000	Oversupply



Maui Curtailment Report

June 2022

Start Date and Time	Duration (minutes)	IPP Curtailed	Estimated Curtailed MWH	Peak MW Curtailed	Reasons for Curtailment
6/15/2022 10:23	0:02	SSA3	0.00438	2.66200	Oversupply
6/15/2022 10:25	0:02	SSA3	0.00442	2.73200	Oversupply
6/15/2022 10:26	0:02	SSA2	0.01260	1.51500	Oversupply
6/15/2022 10:27	0:02	SSA3	0.00442	2.60100	Oversupply
6/15/2022 10:29	0:02	SSA3	0.02110	2.60900	Oversupply
6/15/2022 10:38	0:02	SSA2	0.02626	2.29000	Oversupply
6/15/2022 10:39	0:02	SSA3	0.03544	2.30400	Oversupply
6/15/2022 10:40	0:02	SSA2	0.02669	0.86300	Oversupply
6/15/2022 10:41	1:21	SSA3	3.44544	0.03200	Oversupply
6/15/2022 10:42	1:20	BS250	Data is not available	Data is not available	Oversupply
6/15/2022 10:42	1:19	SSA2	3.43166	-0.00300	Oversupply
6/15/2022 10:43	1:19	KWPPI	13.36606	20.99498	Oversupply
6/15/2022 12:01	0:02	SSA2	0.09567	0.00200	Oversupply
6/15/2022 12:02	0:02	SSA3	0.08375	0.14200	Oversupply
6/15/2022 12:03	3:53	BS250	Data is not available	Data is not available	Oversupply
6/15/2022 12:03	0:04	SSA2	0.19293	0.03700	Oversupply
6/15/2022 12:04	0:04	KWPPI	0.18549	17.39636	Oversupply
6/15/2022 12:04	3:52	SSA3	7.41039	0.01200	Oversupply
6/15/2022 12:07	0:02	SSA2	0.09646	0.00000	Oversupply
6/15/2022 12:09	3:48	KWPPI	38.56392	21.01195	Oversupply
6/15/2022 12:09	3:33	SSA2	8.32737	0.00300	Oversupply
6/15/2022 14:44	0:06	AWE	0.06081	20.10000	Oversupply
6/15/2022 15:42	0:02	SSA2	0.02800	0.00200	Oversupply
6/15/2022 15:44	0:12	SSA2	0.19390	0.00100	Oversupply
6/15/2022 15:56	0:02	SSA3	0.02573	0.03900	Oversupply
6/15/2022 15:57	0:02	SSA2	0.03381	0.20300	Oversupply
6/15/2022 16:06	0:02	SSA3	0.00094	0.42200	Oversupply
6/15/2022 16:07	0:02	SSA2	0.00396	1.81300	Oversupply
6/15/2022 16:11	0:02	SSA2	0.00396	1.91700	Oversupply
6/15/2022 23:46	0:07	KWPPI	0.16284	14.25579	Oversupply
6/15/2022 23:58	0:02	KWPPI	0.02098	12.06229	Oversupply
6/16/2022 0:10	0:02	KWPPI	0.02861	14.28872	Oversupply
6/16/2022 0:22	0:01	KWPPI	0.00791	13.15205	Oversupply
6/16/2022 0:25	0:05	KWPPI	0.14207	13.86060	Oversupply
6/16/2022 0:40	0:01	KWPPI	0.00924	16.19981	Oversupply
6/16/2022 1:19	0:01	KWPPI	0.01949	12.83670	Oversupply
6/16/2022 1:26	2:58	KWPPI	26.37866	20.90018	Oversupply
6/16/2022 4:25	0:01	KWPPI	0.00493	20.79939	Oversupply
6/16/2022 4:27	0:03	KWPPI	0.03366	20.79539	Oversupply
6/16/2022 4:40	0:06	KWPPI	0.14882	20.86525	Oversupply
6/16/2022 4:49	0:02	KWPPI	0.00460	20.87722	Oversupply
6/16/2022 5:10	0:11	KWPPI	0.21005	20.81036	Oversupply
6/16/2022 6:27	0:22	BS250	Data is not available	Data is not available	Oversupply
6/16/2022 6:28	0:22	SSA2	0.03846	0.07300	Oversupply
6/16/2022 6:29	0:21	KWPPI	0.75922	20.66466	Oversupply
6/16/2022 6:29	0:20	SSA3	0.08340	0.00200	Oversupply
6/16/2022 6:54	0:01	BS250	Data is not available	Data is not available	Oversupply
6/16/2022 6:54	0:02	SSA2	0.00229	0.16900	Oversupply
6/16/2022 7:00	0:02	BS250	Data is not available	Data is not available	Oversupply
6/16/2022 7:00	0:02	SSA3	0.01444	0.14600	Oversupply
6/16/2022 7:04	0:12	BS250	Data is not available	Data is not available	Oversupply
6/16/2022 7:04	0:12	SSA3	0.08417	0.00200	Oversupply
6/16/2022 7:04	0:12	SSA2	0.03116	0.00600	Oversupply
6/16/2022 7:05	0:01	KWPPI	0.02356	17.56002	Oversupply
6/16/2022 7:07	0:06	KWPPI	0.18401	16.55907	Oversupply
6/16/2022 7:14	0:02	KWPPI	0.08807	17.41831	Oversupply
6/16/2022 7:16	0:02	SSA3	0.01539	0.11900	Oversupply
6/16/2022 7:16	0:02	SSA2	0.00374	0.07100	Oversupply
6/16/2022 7:17	0:05	BS250	Data is not available	Data is not available	Oversupply
6/16/2022 7:18	0:05	KWPPI	0.16966	18.86934	Oversupply
6/16/2022 7:18	0:04	SSA3	0.03078	-0.00300	Oversupply
6/16/2022 7:18	0:04	SSA2	0.00747	0.00200	Oversupply
6/16/2022 7:22	0:02	SSA3	0.01552	-0.00300	Oversupply
6/16/2022 7:22	0:02	SSA2	0.00374	0.00200	Oversupply
6/16/2022 7:24	0:02	SSA2	0.00374	0.22000	Oversupply
6/16/2022 7:26	0:02	SSA3	0.01539	0.56100	Oversupply
6/16/2022 7:28	0:04	BS250	Data is not available	Data is not available	Oversupply
6/16/2022 7:28	0:04	SSA3	0.02324	0.00400	Oversupply
6/16/2022 7:28	0:04	SSA2	0.00574	0.09900	Oversupply
6/16/2022 7:29	0:03	KWPPI	0.03809	20.61476	Oversupply
6/16/2022 7:34	0:02	SSA3	0.01021	0.15700	Oversupply
6/16/2022 7:40	0:01	BS250	Data is not available	Data is not available	Oversupply
6/16/2022 7:56	0:02	SSA2	0.00113	0.21000	Oversupply



Maui Curtailment Report

June 2022

Start Date and Time	Duration (minutes)	IPP Curtailed	Estimated Curtailed MWH	Peak MW Curtailed	Reasons for Curtailment
6/16/2022 7:56	0:02	SSA3	0.00892	0.99100	Oversupply
6/16/2022 7:58	1:42	BS250	Data is not available	Data is not available	Oversupply
6/16/2022 7:58	1:43	SSA2	0.91752	0.00700	Oversupply
6/16/2022 7:58	1:43	SSA3	2.43832	0.05600	Oversupply
6/16/2022 8:01	1:40	KWPPI	10.99585	21.00496	Oversupply
6/16/2022 9:41	0:02	SSA2	0.04515	0.85500	Oversupply
6/16/2022 9:41	0:02	SSA3	0.05058	1.07500	Oversupply
6/16/2022 9:57	0:02	SSA3	0.00664	1.28400	Oversupply
6/16/2022 9:59	0:02	SSA2	0.05446	0.12100	Oversupply
6/16/2022 9:59	4:43	SSA3	10.69840	0.12900	Oversupply
6/16/2022 10:00	4:43	BS250	Data is not available	Data is not available	Oversupply
6/16/2022 10:01	4:42	KWPPI	59.67537	20.89718	Oversupply
6/16/2022 10:01	4:42	SSA2	10.60348	0.02600	Oversupply
6/16/2022 12:07	0:06	AWE	0.12149	21.00000	Oversupply
6/16/2022 12:14	0:04	AWE	0.06905	21.00000	Oversupply
6/16/2022 12:42	1:10	AWE	7.28969	21.00000	Oversupply
6/16/2022 14:43	0:02	SSA3	0.05400	-0.00400	Oversupply
6/16/2022 14:43	0:02	SSA2	0.08599	0.12200	Oversupply
6/16/2022 14:45	0:02	SSA3	0.01813	0.36200	Oversupply
6/16/2022 14:45	0:02	SSA2	0.04233	1.50200	Oversupply
6/16/2022 14:47	0:02	SSA3	0.01813	1.35700	Oversupply
6/16/2022 14:47	0:02	SSA2	0.04269	1.66200	Oversupply
6/16/2022 14:49	0:02	SSA3	0.01798	1.88400	Oversupply
6/16/2022 14:49	0:02	SSA2	0.04269	2.01000	Oversupply
6/16/2022 14:51	0:02	SSA3	0.01828	0.98200	Oversupply
6/16/2022 14:51	0:02	SSA2	0.04233	0.33300	Oversupply
6/16/2022 14:53	0:02	SSA3	0.01813	0.32500	Oversupply
6/16/2022 14:53	0:02	SSA2	0.04269	0.06300	Oversupply
6/16/2022 15:03	0:02	SSA2	0.05209	2.03700	Oversupply
6/16/2022 15:03	0:02	SSA3	0.04597	2.27400	Oversupply
6/16/2022 15:05	0:02	SSA2	0.05209	0.69600	Oversupply
6/16/2022 15:05	0:02	SSA3	0.04597	0.58500	Oversupply
6/16/2022 15:07	0:01	BS250	Data is not available	Data is not available	Oversupply
6/16/2022 15:07	0:01	KWPPI	0.00082	17.63986	Oversupply
6/16/2022 15:07	0:02	SSA2	0.05166	0.03300	Oversupply
6/16/2022 15:07	0:02	SSA3	0.04597	-0.00300	Oversupply
6/16/2022 15:09	0:02	SSA2	0.05209	0.11200	Oversupply
6/16/2022 15:09	0:02	SSA3	0.04559	-0.00400	Oversupply
6/16/2022 15:10	0:03	BS250	Data is not available	Data is not available	Oversupply
6/16/2022 15:11	0:03	KWPPI	0.01538	19.43019	Oversupply
6/16/2022 15:11	0:02	SSA2	0.05209	0.05800	Oversupply
6/16/2022 15:11	0:02	SSA3	0.04597	-0.00400	Oversupply
6/16/2022 15:13	0:02	SSA2	0.04680	0.09300	Oversupply
6/16/2022 15:13	0:02	SSA3	0.04027	0.48200	Oversupply
6/16/2022 15:15	0:02	SSA2	0.01647	0.83500	Oversupply
6/16/2022 15:15	0:02	SSA3	0.00968	1.45300	Oversupply
6/16/2022 15:17	0:01	KWPPI	0.00067	19.15675	Oversupply
6/16/2022 15:17	0:02	SSA2	0.01633	0.36100	Oversupply
6/16/2022 15:17	0:02	SSA3	0.00960	1.05800	Oversupply
6/16/2022 15:19	0:02	SSA2	0.01647	0.83100	Oversupply
6/16/2022 15:19	0:02	SSA3	0.00968	2.03800	Oversupply
6/16/2022 15:21	0:02	SSA2	0.01647	1.53900	Oversupply
6/16/2022 15:21	0:02	SSA3	0.00968	2.06300	Oversupply
6/16/2022 15:23	0:02	SSA2	0.01633	1.67600	Oversupply
6/16/2022 15:23	0:02	SSA3	0.00960	1.73200	Oversupply
6/16/2022 15:27	0:02	SSA2	0.01633	2.43100	Oversupply
6/16/2022 15:27	0:02	SSA3	0.00960	1.76100	Oversupply
6/16/2022 15:35	0:02	SSA2	0.01550	2.30700	Oversupply
6/16/2022 15:35	0:02	SSA3	-0.00070	0.93800	Oversupply
6/16/2022 15:37	0:02	SSA2	0.01550	0.07900	Oversupply
6/16/2022 15:37	0:02	SSA3	-0.00070	0.57500	Oversupply
6/16/2022 23:56	0:26	KWPPI	1.52984	20.99997	Oversupply
6/17/2022 1:10	0:09	KWPPI	0.22617	17.66780	Oversupply
6/17/2022 1:21	0:05	KWPPI	0.05765	19.36832	Oversupply
6/17/2022 1:40	0:02	KWPPI	0.01655	15.03619	Oversupply
6/17/2022 2:05	0:08	KWPPI	0.23251	19.66870	Oversupply
6/17/2022 2:29	0:01	KWPPI	0.00035	15.60403	Oversupply
6/17/2022 2:34	0:03	KWPPI	0.00953	17.92128	Oversupply
6/17/2022 3:12	0:44	KWPPI	2.17327	20.47605	Oversupply
6/17/2022 6:27	0:02	BS250	Data is not available	Data is not available	Oversupply
6/17/2022 6:27	0:22	SSA3	0.06462	0.05300	Oversupply
6/17/2022 6:28	0:01	KWPPI	0.00170	16.46027	Oversupply
6/17/2022 6:28	0:02	SSA2	0.00077	0.00800	Oversupply



Maui Curtailment Report

June 2022

Start Date and Time	Duration (minutes)	IPP Curtailed	Estimated Curtailed MWH	Peak MW Curtailed	Reasons for Curtailment
6/17/2022 6:30	0:02	SSA2	0.00225	0.04900	Oversupply
6/17/2022 6:31	0:17	BS250	Data is not available	Data is not available	Oversupply
6/17/2022 6:32	0:17	KWP11	0.73621	19.29646	Oversupply
6/17/2022 6:32	0:16	SSA2	0.01515	0.00200	Oversupply
6/17/2022 6:55	0:02	SSA3	0.00581	0.26500	Oversupply
6/17/2022 6:56	0:02	SSA2	0.00197	0.07700	Oversupply
6/17/2022 6:57	0:01	KWP11	0.00019	16.71775	Oversupply
6/17/2022 6:58	0:02	SSA2	0.00320	0.08000	Oversupply
6/17/2022 6:59	0:24	SSA3	0.19092	0.00000	Oversupply
6/17/2022 7:00	0:25	BS250	Data is not available	Data is not available	Oversupply
6/17/2022 7:00	0:24	SSA2	0.12401	0.01000	Oversupply
6/17/2022 7:01	0:24	KWP11	1.26827	19.51302	Oversupply
6/17/2022 7:24	0:02	SSA3	0.01824	0.07400	Oversupply
6/17/2022 7:27	0:25	BS250	Data is not available	Data is not available	Oversupply
6/17/2022 7:27	0:26	SSA2	0.20420	0.24900	Oversupply
6/17/2022 7:28	0:25	KWP11	2.11669	20.97103	Oversupply
6/17/2022 7:28	0:24	SSA3	0.30353	0.00000	Oversupply
6/17/2022 7:52	0:02	SSA3	0.02663	0.35800	Oversupply
6/17/2022 7:53	0:02	SSA2	0.01423	0.18300	Oversupply
6/17/2022 7:54	0:01	BS250	Data is not available	Data is not available	Oversupply
6/17/2022 7:54	0:02	SSA3	0.02641	-0.00200	Oversupply
6/17/2022 7:55	0:01	KWP11	0.01164	19.66371	Oversupply
6/17/2022 7:55	0:02	SSA2	0.01411	0.04300	Oversupply
6/17/2022 7:56	0:02	SSA3	0.02620	0.31400	Oversupply
6/17/2022 7:57	0:02	SSA2	0.01423	0.26300	Oversupply
6/17/2022 7:58	0:02	SSA3	0.02231	0.31900	Oversupply
6/17/2022 8:03	0:02	SSA2	0.01216	0.60900	Oversupply
6/17/2022 8:04	0:02	SSA3	0.01850	0.87100	Oversupply
6/17/2022 8:05	0:02	SSA2	0.01206	0.63400	Oversupply
6/17/2022 8:09	0:02	SSA2	0.01216	0.67800	Oversupply
6/17/2022 8:10	1:12	BS250	Data is not available	Data is not available	Oversupply
6/17/2022 8:10	1:13	SSA3	1.71210	0.01000	Oversupply
6/17/2022 8:11	1:12	KWP11	8.26828	20.38324	Oversupply
6/17/2022 8:11	1:12	SSA2	1.25225	0.01200	Oversupply
6/17/2022 9:23	0:02	SSA3	0.03972	1.08500	Oversupply
6/17/2022 9:23	0:02	SSA2	0.02702	1.54200	Oversupply
6/17/2022 9:25	0:02	SSA3	0.04005	1.23900	Oversupply
6/17/2022 9:25	0:02	SSA2	0.02724	0.07600	Oversupply
6/17/2022 9:27	0:02	SSA3	0.03939	1.85500	Oversupply
6/17/2022 9:29	0:02	SSA3	0.02205	0.82500	Oversupply
6/17/2022 9:29	0:02	SSA2	0.01022	0.05800	Oversupply
6/17/2022 9:31	0:02	SSA3	0.02009	0.49300	Oversupply
6/17/2022 9:31	0:02	SSA2	0.02516	0.11200	Oversupply
6/17/2022 9:33	0:02	SSA3	0.01992	1.21500	Oversupply
6/17/2022 9:33	0:02	SSA2	0.02537	0.22700	Oversupply
6/17/2022 9:35	0:02	SSA3	0.01976	0.44400	Oversupply
6/17/2022 9:35	0:02	SSA2	0.02516	0.82500	Oversupply
6/17/2022 9:41	0:02	SSA2	0.02516	1.53500	Oversupply
6/17/2022 9:43	0:02	SSA3	0.01937	1.87000	Oversupply
6/17/2022 9:43	0:02	SSA2	0.02826	1.67600	Oversupply
6/17/2022 9:45	0:02	SSA3	0.02309	1.86300	Oversupply
6/17/2022 9:45	0:02	SSA2	0.02698	0.16700	Oversupply
6/17/2022 9:47	0:02	SSA3	0.02290	1.16100	Oversupply
6/17/2022 9:47	0:02	SSA2	0.02675	1.27500	Oversupply
6/17/2022 9:49	0:02	SSA3	0.02271	1.91500	Oversupply
6/17/2022 9:51	0:02	SSA3	0.02309	0.36900	Oversupply
6/17/2022 9:51	0:02	SSA2	0.02809	0.03400	Oversupply
6/17/2022 9:53	0:02	SSA3	0.02271	0.91500	Oversupply
6/17/2022 9:54	0:02	SSA2	0.02698	1.04300	Oversupply
6/17/2022 9:55	0:02	SSA3	0.02290	1.37500	Oversupply
6/17/2022 9:56	0:02	SSA2	0.02698	1.22600	Oversupply
6/17/2022 9:59	0:02	SSA3	0.05495	2.12100	Oversupply
6/17/2022 10:00	0:02	SSA2	0.06521	0.29700	Oversupply
6/17/2022 10:01	0:02	SSA3	0.06350	1.37800	Oversupply
6/17/2022 10:02	0:02	SSA2	0.06521	1.03200	Oversupply
6/17/2022 10:03	0:02	SSA3	0.06350	0.39800	Oversupply
6/17/2022 10:04	0:02	SSA2	0.06521	0.35300	Oversupply
6/17/2022 10:05	0:02	SSA3	0.06350	0.77200	Oversupply
6/17/2022 10:06	0:02	SSA2	0.06521	0.73700	Oversupply
6/17/2022 10:07	0:04	SSA3	0.12699	0.01400	Oversupply
6/17/2022 10:08	0:03	BS250	Data is not available	Data is not available	Oversupply
6/17/2022 10:08	0:04	KWP11	0.01452	14.16498	Oversupply
6/17/2022 10:08	0:04	SSA2	0.12988	0.02800	Oversupply



Maui Curtailment Report

June 2022

Start Date and Time	Duration (minutes)	IPP Curtailed	Estimated Curtailed MWH	Peak MW Curtailed	Reasons for Curtailment
6/17/2022 10:11	0:02	SSA3	0.06350	0.39800	Oversupply
6/17/2022 10:12	0:02	SSA2	0.06467	-0.00300	Oversupply
6/17/2022 10:13	0:04	SSA3	0.13530	0.02800	Oversupply
6/17/2022 10:14	0:04	BS250	Data is not available	Data is not available	Oversupply
6/17/2022 10:14	0:04	SSA2	0.14048	0.00900	Oversupply
6/17/2022 10:15	0:03	KWPPII	0.02194	13.82268	Oversupply
6/17/2022 10:17	0:02	SSA3	0.07072	0.58000	Oversupply
6/17/2022 10:18	0:02	SSA2	0.07240	0.36800	Oversupply
6/17/2022 10:19	0:02	SSA3	0.07189	0.19500	Oversupply
6/17/2022 10:20	0:02	SSA2	0.07300	0.09600	Oversupply
6/17/2022 10:21	0:04	SSA3	0.14261	0.01000	Oversupply
6/17/2022 10:22	0:03	BS250	Data is not available	Data is not available	Oversupply
6/17/2022 10:22	0:04	SSA2	0.14601	0.07300	Oversupply
6/17/2022 10:23	0:02	KWPPII	0.00892	11.48447	Oversupply
6/17/2022 10:25	0:02	SSA3	0.07072	0.10800	Oversupply
6/17/2022 10:26	0:02	SSA2	0.07300	0.07800	Oversupply
6/17/2022 10:27	0:02	BS250	Data is not available	Data is not available	Oversupply
6/17/2022 10:27	0:02	SSA3	0.07133	0.06500	Oversupply
6/17/2022 10:28	0:02	SSA2	0.07255	-0.00200	Oversupply
6/17/2022 10:30	0:02	SSA3	0.07774	0.64800	Oversupply
6/17/2022 10:30	0:02	SSA2	0.07835	0.65100	Oversupply
6/17/2022 10:32	0:02	SSA3	0.07711	1.09600	Oversupply
6/17/2022 10:32	0:02	SSA2	0.07900	1.20300	Oversupply
6/17/2022 10:34	0:05	BS250	Data is not available	Data is not available	Oversupply
6/17/2022 10:34	0:14	SSA3	0.54130	0.00300	Oversupply
6/17/2022 10:34	0:14	SSA2	0.52269	0.02600	Oversupply
6/17/2022 10:35	0:05	KWPPII	0.06440	11.31382	Oversupply
6/17/2022 10:40	0:08	BS250	Data is not available	Data is not available	Oversupply
6/17/2022 10:41	0:02	KWPPII	0.04820	11.12620	Oversupply
6/17/2022 10:44	0:05	KWPPII	0.10531	10.52344	Oversupply
6/17/2022 10:48	0:02	SSA3	0.07653	0.08700	Oversupply
6/17/2022 10:48	0:02	SSA2	0.05367	0.01600	Oversupply
6/17/2022 10:50	0:02	SSA3	0.07653	0.80900	Oversupply
6/17/2022 10:50	0:02	SSA2	0.05367	0.72500	Oversupply
6/17/2022 10:52	0:02	SSA2	0.05322	0.06300	Oversupply
6/17/2022 10:52	0:02	SSA3	0.07590	0.59000	Oversupply
6/17/2022 10:53	0:07	BS250	Data is not available	Data is not available	Oversupply
6/17/2022 10:53	0:02	KWPPII	0.00574	10.81484	Oversupply
6/17/2022 10:54	0:06	SSA2	0.15989	-0.00300	Oversupply
6/17/2022 10:54	0:06	SSA3	0.22688	0.04000	Oversupply
6/17/2022 10:56	0:04	KWPPII	0.04605	10.28692	Oversupply
6/17/2022 11:00	0:02	SSA2	0.07001	0.22600	Oversupply
6/17/2022 11:00	0:02	SSA3	0.06552	0.47700	Oversupply
6/17/2022 11:02	0:02	SSA2	0.07059	0.24100	Oversupply
6/17/2022 11:02	0:02	SSA3	0.06607	0.80100	Oversupply
6/17/2022 11:04	0:02	SSA2	0.07059	0.07700	Oversupply
6/17/2022 11:04	0:02	SSA3	0.06716	0.01300	Oversupply
6/17/2022 11:05	0:01	BS250	Data is not available	Data is not available	Oversupply
6/17/2022 11:06	0:02	SSA2	0.07001	-0.00300	Oversupply
6/17/2022 11:06	0:02	SSA3	0.06607	0.49800	Oversupply
6/17/2022 11:08	0:02	SSA2	0.07059	-0.00300	Oversupply
6/17/2022 11:08	0:02	SSA3	0.06662	0.40600	Oversupply
6/17/2022 11:10	0:01	BS250	Data is not available	Data is not available	Oversupply
6/17/2022 11:10	0:02	SSA2	0.07059	-0.00300	Oversupply
6/17/2022 11:10	0:02	SSA3	0.06552	0.13300	Oversupply
6/17/2022 11:12	0:02	SSA2	0.07059	0.30100	Oversupply
6/17/2022 11:12	0:02	SSA3	0.06716	1.07500	Oversupply
6/17/2022 11:14	0:02	SSA2	0.04501	0.15800	Oversupply
6/17/2022 11:14	0:02	SSA3	0.01333	1.15900	Oversupply
6/17/2022 11:16	0:02	SSA2	0.01341	1.55000	Oversupply
6/17/2022 11:16	0:02	SSA3	0.00600	2.34900	Oversupply
6/17/2022 11:18	0:02	SSA3	0.00600	2.54000	Oversupply
6/17/2022 11:50	0:02	SSA2	0.02924	1.76100	Oversupply
6/17/2022 11:52	0:02	SSA2	0.02900	2.53300	Oversupply
6/17/2022 11:56	0:02	SSA2	0.02900	2.48900	Oversupply
6/17/2022 11:57	0:02	SSA3	0.01089	1.67900	Oversupply
6/17/2022 11:58	0:02	SSA2	0.03471	0.18600	Oversupply
6/17/2022 11:59	0:02	SSA3	0.02009	1.41600	Oversupply
6/17/2022 12:02	0:02	SSA2	0.04050	2.53800	Oversupply
6/17/2022 12:05	0:02	SSA3	0.02924	2.66800	Oversupply
6/17/2022 12:06	0:02	SSA2	0.04016	2.24800	Oversupply
6/17/2022 12:07	0:02	SSA3	0.02948	1.81700	Oversupply
6/17/2022 12:08	0:02	SSA2	0.04050	1.12800	Oversupply



Maui Curtailment Report

June 2022

Start Date and Time	Duration (minutes)	IPP Curtailed	Estimated Curtailed MWH	Peak MW Curtailed	Reasons for Curtailment
6/17/2022 12:09	0:02	SSA3	0.02948	1.90500	Oversupply
6/17/2022 12:11	0:02	SSA3	0.02948	2.89600	Oversupply
6/17/2022 12:12	0:02	SSA2	0.04050	2.15500	Oversupply
6/17/2022 12:13	0:02	SSA3	0.03982	0.53600	Oversupply
6/17/2022 12:14	0:02	SSA2	0.07188	0.23800	Oversupply
6/17/2022 12:15	0:02	SSA3	0.06744	0.24000	Oversupply
6/17/2022 12:16	0:02	SSA2	0.07567	0.20800	Oversupply
6/17/2022 12:17	0:02	SSA3	0.06744	0.79500	Oversupply
6/17/2022 12:18	0:02	SSA2	0.07630	1.39600	Oversupply
6/17/2022 12:19	0:02	SSA3	0.06744	2.03300	Oversupply
6/17/2022 12:20	0:02	SSA2	0.07567	2.41700	Oversupply
6/17/2022 12:21	0:02	SSA3	0.06689	2.14600	Oversupply
6/17/2022 12:22	0:02	SSA2	0.07630	0.08200	Oversupply
6/17/2022 12:23	0:02	SSA3	0.06744	0.27100	Oversupply
6/17/2022 12:24	0:02	SSA2	0.07630	0.24300	Oversupply
6/17/2022 12:25	0:02	SSA3	0.06744	0.01700	Oversupply
6/17/2022 12:26	0:01	BS250	Data is not available	Data is not available	Oversupply
6/17/2022 12:26	0:02	SSA2	0.07567	-0.00300	Oversupply
6/17/2022 12:27	0:01	KWPPI	0.00396	9.94562	Oversupply
6/17/2022 12:27	0:02	SSA3	0.06744	0.22200	Oversupply
6/17/2022 12:28	0:02	SSA2	0.06996	-0.00200	Oversupply
6/17/2022 12:29	0:02	SSA3	0.05896	0.77100	Oversupply
6/17/2022 12:30	0:02	SSA2	0.01641	-0.00300	Oversupply
6/17/2022 23:50	0:07	KWPPI	0.12870	16.06009	Oversupply
6/17/2022 23:58	0:07	KWPPI	0.12487	12.40758	Oversupply
6/18/2022 0:06	0:04	KWPPI	0.02960	12.72094	Oversupply
6/18/2022 0:11	0:01	KWPPI	0.00428	13.62309	Oversupply
6/18/2022 0:13	0:02	KWPPI	0.01507	14.71186	Oversupply
6/18/2022 0:16	0:01	KWPPI	0.00623	15.12102	Oversupply
6/18/2022 3:02	0:10	KWPPI	0.26693	14.82962	Oversupply
6/18/2022 3:30	1:01	KWPPI	5.07700	18.99209	Oversupply
6/18/2022 5:11	0:01	KWPPI	0.00007	0.00399	Oversupply
6/18/2022 7:01	2:48	BS250	Data is not available	Data is not available	Oversupply
6/18/2022 7:01	2:44	SSA3	3.30917	0.38500	Oversupply
6/18/2022 7:01	2:45	SSA2	2.79878	0.02700	Oversupply
6/18/2022 7:03	2:46	KWPPI	34.79588	20.92014	Oversupply
6/18/2022 9:21	0:03	AWE	0.02455	21.00000	Oversupply
6/18/2022 9:27	0:07	AWE	0.07467	21.00000	Oversupply
6/18/2022 9:35	0:02	AWE	0.00656	21.00000	Oversupply
6/18/2022 9:45	0:04	SSA3	0.10252	0.03200	Oversupply
6/18/2022 9:46	0:02	SSA2	0.05027	0.02200	Oversupply
6/18/2022 9:48	0:02	SSA2	0.05068	0.02900	Oversupply
6/18/2022 9:49	0:02	SSA3	0.05147	0.47600	Oversupply
6/18/2022 9:50	0:02	SSA2	0.05027	1.37600	Oversupply
6/18/2022 9:51	0:02	SSA3	0.05105	0.95100	Oversupply
6/18/2022 9:52	0:02	SSA2	0.05068	0.23300	Oversupply
6/18/2022 9:53	0:01	KWPPI	0.00056	7.33198	Oversupply
6/18/2022 9:53	0:02	SSA3	0.05147	0.97100	Oversupply
6/18/2022 9:54	0:02	SSA2	0.05068	1.22500	Oversupply
6/18/2022 9:55	0:02	SSA3	0.05147	0.93800	Oversupply
6/18/2022 9:56	0:02	SSA2	0.05068	0.62000	Oversupply
6/18/2022 9:57	0:02	SSA3	0.05147	0.49200	Oversupply
6/18/2022 9:58	0:02	SSA2	0.05060	0.45900	Oversupply
6/18/2022 9:59	0:02	SSA3	0.04878	0.42000	Oversupply
6/18/2022 10:00	0:02	SSA2	0.04797	0.07900	Oversupply
6/18/2022 10:02	0:02	SSA3	0.05216	1.33700	Oversupply
6/18/2022 10:02	0:02	SSA2	0.04797	1.38300	Oversupply
6/18/2022 10:04	0:02	SSA3	0.05216	0.76800	Oversupply
6/18/2022 10:04	0:02	SSA2	0.04757	0.49400	Oversupply
6/18/2022 10:06	0:02	SSA3	0.05216	0.94600	Oversupply
6/18/2022 10:06	0:02	SSA2	0.04797	0.07900	Oversupply
6/18/2022 10:08	0:02	SSA3	0.05173	0.18900	Oversupply
6/18/2022 10:08	0:02	SSA2	0.04797	0.05900	Oversupply
6/18/2022 10:10	0:02	SSA3	0.05173	0.91800	Oversupply
6/18/2022 10:10	0:02	SSA2	0.04797	0.20200	Oversupply
6/18/2022 10:12	0:05	BS250	Data is not available	Data is not available	Oversupply
6/18/2022 10:12	1:48	SSA3	4.44967	0.02300	Oversupply
6/18/2022 10:12	0:06	SSA2	0.17956	0.02600	Oversupply
6/18/2022 10:13	1:47	KWPPI	6.83257	10.51146	Oversupply
6/18/2022 10:18	1:41	BS250	Data is not available	Data is not available	Oversupply
6/18/2022 10:18	1:41	SSA2	3.53012	0.00400	Oversupply
6/18/2022 10:56	0:01	AWE	0.00115	21.00000	Oversupply
6/18/2022 11:21	0:04	AWE	0.04291	21.00000	Oversupply



Maui Curtailment Report

June 2022

Start Date and Time	Duration (minutes)	IPP Curtailed	Estimated Curtailed MWH	Peak MW Curtailed	Reasons for Curtailment
6/18/2022 11:27	0:08	AWE	0.25327	21.00000	Oversupply
6/18/2022 11:38	0:08	AWE	0.10065	21.00000	Oversupply
6/18/2022 11:59	0:02	SSA2	0.09273	0.00200	Oversupply
6/18/2022 11:59	0:02	SSA3	0.08721	0.30500	Oversupply
6/18/2022 12:01	0:01	BS250	Data is not available	Data is not available	Oversupply
6/18/2022 12:01	0:02	KWP11	0.00209	1.17060	Oversupply
6/18/2022 12:01	0:02	SSA2	0.09243	0.02600	Oversupply
6/18/2022 12:01	0:02	SSA3	0.09090	0.00400	Oversupply
6/18/2022 12:03	0:02	SSA2	0.09243	0.54900	Oversupply
6/18/2022 12:03	0:02	SSA3	0.09017	0.32400	Oversupply
6/18/2022 12:05	0:02	SSA2	0.09167	0.01000	Oversupply
6/18/2022 12:05	0:02	SSA3	0.08870	0.18000	Oversupply
6/18/2022 12:07	0:05	BS250	Data is not available	Data is not available	Oversupply
6/18/2022 12:07	0:06	SSA2	0.27653	0.01500	Oversupply
6/18/2022 12:07	0:06	SSA3	0.26758	0.00100	Oversupply
6/18/2022 12:08	0:03	KWP11	0.04356	3.31720	Oversupply
6/18/2022 12:12	0:01	KWP11	0.00238	1.29235	Oversupply
6/18/2022 12:13	0:02	SSA2	0.08506	0.20100	Oversupply
6/18/2022 12:14	0:02	SSA3	0.05910	0.37300	Oversupply
6/18/2022 12:15	0:02	SSA2	0.03967	0.06300	Oversupply
6/18/2022 12:16	0:02	SSA3	0.02743	0.44900	Oversupply
6/18/2022 12:17	0:02	SSA2	0.04000	0.62200	Oversupply
6/18/2022 12:18	0:02	SSA3	0.02721	0.92400	Oversupply
6/18/2022 12:19	0:02	SSA2	0.04000	1.87200	Oversupply
6/18/2022 12:21	0:02	SSA2	0.03967	2.34600	Oversupply
6/18/2022 12:22	0:02	SSA3	0.02766	2.74500	Oversupply
6/18/2022 12:23	0:02	SSA2	0.04000	1.56000	Oversupply
6/18/2022 12:24	0:02	SSA3	0.02766	2.39100	Oversupply
6/18/2022 12:25	0:02	SSA2	0.03967	1.19300	Oversupply
6/18/2022 12:26	0:02	SSA3	0.02743	2.24500	Oversupply
6/18/2022 12:27	0:02	SSA2	0.04000	1.86000	Oversupply
6/18/2022 12:28	0:02	SSA3	0.02690	2.09200	Oversupply
6/18/2022 12:29	0:02	SSA2	0.03664	1.54100	Oversupply
6/18/2022 12:30	0:02	SSA3	0.02839	1.96700	Oversupply
6/18/2022 12:31	0:02	SSA2	0.03433	1.83300	Oversupply
6/18/2022 12:32	0:02	SSA3	0.02839	1.83800	Oversupply
6/18/2022 12:33	0:02	SSA2	0.03462	2.22100	Oversupply
6/18/2022 12:34	0:02	SSA3	0.02839	1.48400	Oversupply
6/18/2022 12:35	0:02	SSA2	0.03433	2.11800	Oversupply
6/18/2022 12:36	0:02	SSA3	0.02816	1.62900	Oversupply
6/18/2022 12:37	0:02	SSA2	0.03462	1.33700	Oversupply
6/18/2022 12:38	0:02	SSA3	0.02839	1.58700	Oversupply
6/18/2022 12:39	0:02	SSA2	0.03462	1.50200	Oversupply
6/18/2022 12:40	0:02	SSA3	0.02839	2.54200	Oversupply
6/18/2022 12:41	0:02	SSA2	0.03433	2.33500	Oversupply
6/18/2022 12:42	0:02	SSA3	0.02839	2.11800	Oversupply
6/18/2022 12:43	0:02	SSA2	0.03792	1.66600	Oversupply
6/18/2022 12:44	0:02	SSA3	0.04029	2.62800	Oversupply
6/18/2022 12:47	0:02	SSA2	0.04941	2.38200	Oversupply
6/18/2022 12:48	0:01	KWP11	0.00081	0.04890	Oversupply
6/18/2022 12:48	0:02	SSA3	0.04586	2.51300	Oversupply
6/18/2022 12:49	0:02	SSA2	0.04900	2.39400	Oversupply
6/18/2022 12:50	0:02	SSA3	0.04475	1.38300	Oversupply
6/18/2022 12:51	0:02	SSA2	0.04941	0.23200	Oversupply
6/18/2022 12:52	0:02	SSA3	0.04475	1.44500	Oversupply
6/18/2022 12:53	0:02	SSA2	0.04900	1.36900	Oversupply
6/18/2022 12:54	0:02	SSA3	0.04475	0.95400	Oversupply
6/18/2022 12:55	0:02	SSA2	0.04941	0.49200	Oversupply
6/18/2022 12:56	0:02	SSA3	0.04512	0.94500	Oversupply
6/18/2022 12:57	0:02	SSA2	0.04941	0.50800	Oversupply
6/18/2022 12:58	0:04	SSA3	0.06572	1.08900	Oversupply
6/18/2022 12:59	0:02	SSA2	0.03687	1.40200	Oversupply
6/18/2022 13:01	0:02	SSA2	0.03327	1.53200	Oversupply
6/18/2022 13:02	0:02	SSA3	0.01929	0.72200	Oversupply
6/18/2022 13:03	0:02	SSA2	0.03300	1.01800	Oversupply
6/18/2022 13:04	0:02	SSA3	0.01913	1.01100	Oversupply
6/18/2022 13:05	0:02	SSA2	0.03327	1.97600	Oversupply
6/18/2022 13:06	0:02	SSA3	0.01945	1.02200	Oversupply
6/18/2022 13:07	0:02	SSA2	0.03327	2.36100	Oversupply
6/18/2022 13:08	0:02	SSA3	0.01929	1.19100	Oversupply
6/18/2022 13:10	0:02	SSA3	0.01913	2.09400	Oversupply
6/18/2022 13:11	0:02	SSA2	0.03327	2.38500	Oversupply
6/18/2022 13:13	0:02	SSA2	0.02793	2.37500	Oversupply



Maui Curtailment Report

June 2022

Start Date and Time	Duration (minutes)	IPP Curtailed	Estimated Curtailed MWH	Peak MW Curtailed	Reasons for Curtailment
6/18/2022 13:14	0:02	SSA3	0.02458	2.26400	Oversupply
6/18/2022 13:23	0:02	SSA2	0.01714	2.37400	Oversupply
6/18/2022 13:25	0:02	SSA3	-0.00365	1.10300	Oversupply
6/18/2022 13:25	0:02	SSA2	0.01714	2.37800	Oversupply
6/18/2022 13:45	0:02	SSA3	0.00389	2.53600	Oversupply
6/18/2022 13:47	0:02	SSA2	0.01714	2.35900	Oversupply
6/18/2022 13:49	0:02	SSA3	0.00389	2.50600	Oversupply
6/18/2022 13:49	0:02	SSA2	0.01700	2.36300	Oversupply
6/18/2022 13:55	0:02	SSA3	0.00389	2.49800	Oversupply
6/18/2022 13:55	0:02	SSA2	0.01714	2.40400	Oversupply
6/18/2022 13:57	0:02	SSA3	0.00385	2.47000	Oversupply
6/18/2022 13:57	0:02	SSA2	0.01714	2.04500	Oversupply
6/19/2022 2:17	0:01	KWP1I	0.01361	9.62228	Oversupply
6/19/2022 10:33	0:02	SSA3	0.01713	2.38400	Oversupply
6/19/2022 10:33	0:02	SSA2	0.03665	1.29100	Oversupply
6/19/2022 10:35	0:02	SSA3	0.01713	1.55100	Oversupply
6/19/2022 10:35	0:02	SSA2	0.03695	1.28400	Oversupply
6/19/2022 10:37	0:02	SSA3	0.01713	1.47100	Oversupply
6/19/2022 10:37	0:02	SSA2	0.03665	1.31700	Oversupply
6/19/2022 10:39	0:02	SSA3	0.01699	2.05200	Oversupply
6/19/2022 10:39	0:02	SSA2	0.03695	1.32200	Oversupply
6/19/2022 10:41	0:02	SSA3	0.01713	1.45100	Oversupply
6/19/2022 10:41	0:02	SSA2	0.03695	1.33100	Oversupply
6/19/2022 10:43	0:02	SSA3	0.02177	1.51400	Oversupply
6/19/2022 10:43	0:02	SSA2	0.04256	1.35500	Oversupply
6/19/2022 10:45	0:02	SSA3	0.04545	2.04800	Oversupply
6/19/2022 10:45	0:02	SSA2	0.05280	1.30600	Oversupply
6/19/2022 10:49	0:02	SSA3	0.04582	1.55300	Oversupply
6/19/2022 10:49	0:02	SSA2	0.05280	1.45300	Oversupply
6/19/2022 10:51	0:02	SSA3	0.04507	0.84600	Oversupply
6/19/2022 10:51	0:02	SSA2	0.05236	0.77200	Oversupply
6/19/2022 10:53	0:02	SSA3	0.04582	1.83800	Oversupply
6/19/2022 10:53	0:02	SSA2	0.05280	1.36200	Oversupply
6/19/2022 10:55	0:02	SSA3	0.04695	0.77700	Oversupply
6/19/2022 10:55	0:02	SSA2	0.05280	0.19300	Oversupply
6/19/2022 10:57	0:02	SSA3	0.04582	0.65600	Oversupply
6/19/2022 10:57	0:02	SSA2	0.05236	0.60900	Oversupply
6/19/2022 10:59	0:06	BS250	Data is not available	Data is not available	Oversupply
6/19/2022 10:59	0:06	KWP1I	0.15480	2.91603	Oversupply
6/19/2022 10:59	0:06	SSA3	0.22611	0.02900	Oversupply
6/19/2022 10:59	0:06	SSA2	0.24351	-0.00300	Oversupply
6/19/2022 11:05	0:02	SSA3	0.07848	0.35800	Oversupply
6/19/2022 11:05	0:02	SSA2	0.08589	0.17300	Oversupply
6/19/2022 11:07	0:04	BS250	Data is not available	Data is not available	Oversupply
6/19/2022 11:07	0:04	SSA3	0.15633	0.00600	Oversupply
6/19/2022 11:07	0:04	SSA2	0.17107	0.01800	Oversupply
6/19/2022 11:08	0:04	KWP1I	0.04300	2.06776	Oversupply
6/19/2022 11:11	0:02	SSA3	0.07848	0.40000	Oversupply
6/19/2022 11:11	0:02	SSA2	0.08589	0.11900	Oversupply
6/19/2022 11:13	0:02	SSA2	0.07505	0.12500	Oversupply
6/19/2022 11:13	0:02	SSA3	0.06904	1.02800	Oversupply
6/19/2022 11:15	0:02	SSA2	0.06235	0.53700	Oversupply
6/19/2022 11:15	0:02	SSA3	0.05759	1.30100	Oversupply
6/19/2022 11:17	0:02	SSA2	0.06389	1.39300	Oversupply
6/19/2022 11:17	0:02	SSA3	0.05712	1.55600	Oversupply
6/19/2022 11:19	0:02	SSA2	0.06235	0.81400	Oversupply
6/19/2022 11:19	0:02	SSA3	0.05759	0.67400	Oversupply
6/19/2022 11:21	0:02	SSA2	0.06235	0.03500	Oversupply
6/19/2022 11:21	0:02	SSA3	0.05712	0.06300	Oversupply
6/19/2022 11:23	0:02	SSA2	0.06183	0.14700	Oversupply
6/19/2022 11:23	0:02	SSA3	0.05806	0.44700	Oversupply
6/19/2022 11:25	0:02	SSA2	0.06235	0.46100	Oversupply
6/19/2022 11:25	0:02	SSA3	0.05712	0.72700	Oversupply
6/19/2022 11:27	0:02	SSA2	0.06183	1.42200	Oversupply
6/19/2022 11:28	0:02	SSA3	0.05780	1.33000	Oversupply
6/19/2022 11:29	0:02	SSA2	0.05065	1.33100	Oversupply
6/19/2022 11:30	0:02	SSA3	0.04824	1.46400	Oversupply
6/19/2022 11:31	0:02	SSA2	0.05302	1.07400	Oversupply
6/19/2022 11:32	0:02	SSA3	0.04824	1.42900	Oversupply
6/19/2022 11:33	0:02	SSA2	0.05258	1.45300	Oversupply
6/19/2022 11:34	0:02	SSA3	0.04904	1.51000	Oversupply
6/19/2022 11:35	0:02	SSA2	0.05302	1.04000	Oversupply
6/19/2022 11:36	0:02	SSA3	0.04824	1.14100	Oversupply



Maui Curtailment Report

June 2022

Start Date and Time	Duration (minutes)	IPP Curtailed	Estimated Curtailed MWH	Peak MW Curtailed	Reasons for Curtailment
6/19/2022 11:37	0:02	SSA2	0.05345	0.95400	Oversupply
6/19/2022 11:38	0:02	SSA3	0.04864	0.92300	Oversupply
6/19/2022 11:40	0:02	SSA2	0.05258	0.97600	Oversupply
6/19/2022 11:40	0:02	SSA3	0.04864	1.11300	Oversupply
6/19/2022 11:42	0:02	SSA2	0.05302	0.84100	Oversupply
6/19/2022 11:42	0:02	SSA3	0.04864	0.98800	Oversupply
6/19/2022 11:44	0:02	SSA2	0.04776	1.35100	Oversupply
6/19/2022 11:44	0:02	SSA3	0.02966	1.60900	Oversupply
6/19/2022 11:46	0:02	SSA2	0.04611	1.47600	Oversupply
6/19/2022 11:46	0:02	SSA3	0.02032	2.16800	Oversupply
6/19/2022 11:48	0:02	SSA2	0.04611	1.47600	Oversupply
6/19/2022 11:48	0:02	SSA3	0.02032	1.59400	Oversupply
6/19/2022 11:50	0:02	SSA2	0.04573	1.48500	Oversupply
6/19/2022 11:50	0:02	SSA3	0.02032	2.05800	Oversupply
6/19/2022 11:52	0:02	SSA2	0.04611	1.49200	Oversupply
6/19/2022 11:52	0:02	SSA3	0.02015	2.59800	Oversupply
6/19/2022 11:54	0:02	SSA2	0.04611	1.49800	Oversupply
6/19/2022 11:54	0:02	SSA3	0.01998	2.21500	Oversupply
6/19/2022 11:56	0:02	SSA2	0.04573	1.50100	Oversupply
6/19/2022 11:56	0:02	SSA3	0.02032	2.46200	Oversupply
6/19/2022 12:10	0:02	SSA2	0.04672	1.53000	Oversupply
6/19/2022 12:10	0:02	SSA3	0.00126	2.58900	Oversupply
6/19/2022 12:16	0:02	SSA3	0.00432	2.36000	Oversupply
6/19/2022 12:18	0:02	SSA2	0.04403	1.54400	Oversupply
6/19/2022 12:18	0:02	SSA3	0.00436	2.49200	Oversupply
6/19/2022 12:20	0:02	SSA2	0.04367	1.54700	Oversupply
6/19/2022 12:20	0:02	SSA3	0.00432	2.62300	Oversupply
6/19/2022 12:22	0:02	SSA2	0.04403	1.54500	Oversupply
6/19/2022 12:22	0:02	SSA3	0.00439	2.66600	Oversupply
6/19/2022 12:36	0:02	SSA2	0.04500	1.54300	Oversupply
6/19/2022 12:36	0:02	SSA3	0.01572	2.33000	Oversupply
6/19/2022 12:38	0:02	SSA2	0.04575	1.54800	Oversupply
6/19/2022 12:38	0:02	SSA3	0.01572	2.42800	Oversupply
6/19/2022 12:40	0:02	SSA2	0.04500	1.54900	Oversupply
6/19/2022 12:40	0:02	SSA3	0.01625	2.12700	Oversupply
6/19/2022 12:42	0:02	SSA2	0.04537	1.55000	Oversupply
6/19/2022 12:42	0:02	SSA3	0.01612	1.55600	Oversupply
6/19/2022 12:44	0:02	SSA2	0.04500	1.54500	Oversupply
6/19/2022 12:44	0:02	SSA3	0.03065	2.28400	Oversupply
6/19/2022 12:46	0:02	SSA2	0.04537	1.55200	Oversupply
6/19/2022 12:47	0:02	SSA3	0.03439	1.91400	Oversupply
6/19/2022 12:48	0:02	SSA2	0.04537	1.55800	Oversupply
6/19/2022 12:49	0:02	SSA3	0.03251	1.69400	Oversupply
6/19/2022 12:50	0:02	SSA2	0.04500	1.55900	Oversupply
6/19/2022 12:51	0:02	SSA3	0.03251	1.87500	Oversupply
6/19/2022 12:52	0:02	SSA2	0.04537	1.56100	Oversupply
6/19/2022 12:53	0:02	SSA3	0.03224	1.83600	Oversupply
6/19/2022 12:54	0:02	SSA2	0.04500	1.56100	Oversupply
6/19/2022 12:55	0:02	SSA3	0.03224	1.83800	Oversupply
6/19/2022 12:56	0:02	SSA2	0.04537	1.56100	Oversupply
6/19/2022 12:57	0:02	SSA3	0.03278	2.18600	Oversupply
6/19/2022 12:58	0:02	SSA2	0.04469	1.55900	Oversupply
6/19/2022 12:59	0:02	SSA3	0.02684	2.01700	Oversupply
6/19/2022 13:00	0:02	SSA2	0.04403	1.55100	Oversupply
6/19/2022 13:01	0:02	SSA3	0.01752	1.80600	Oversupply
6/19/2022 13:02	0:02	SSA2	0.04403	1.56100	Oversupply
6/19/2022 13:03	0:02	SSA3	0.01838	2.33700	Oversupply
6/19/2022 13:04	0:02	SSA2	0.04403	1.55600	Oversupply
6/19/2022 13:05	0:02	SSA3	0.01737	2.51100	Oversupply
6/19/2022 13:06	0:02	SSA2	0.04403	1.55900	Oversupply
6/19/2022 13:07	0:02	SSA3	0.01737	2.54500	Oversupply
6/19/2022 13:08	0:02	SSA2	0.04367	1.55600	Oversupply
6/19/2022 13:09	0:02	SSA3	0.01737	2.13400	Oversupply
6/19/2022 13:10	0:02	SSA2	0.04367	1.54800	Oversupply
6/19/2022 13:11	0:02	SSA3	0.01752	2.13200	Oversupply
6/19/2022 13:12	0:02	SSA2	0.04403	1.55500	Oversupply
6/19/2022 13:24	0:02	SSA2	0.04537	1.55700	Oversupply
6/19/2022 13:25	0:02	SSA3	0.00145	1.75600	Oversupply
6/19/2022 13:31	0:02	SSA3	0.00391	2.64800	Oversupply
6/19/2022 22:22	0:01	KWPII	0.00435	15.25774	Oversupply
6/20/2022 23:01	0:15	KWPII	0.41952	14.37754	Oversupply
6/20/2022 23:21	0:01	KWPII	0.00174	16.27066	Oversupply
6/20/2022 23:23	0:08	KWPII	0.23529	17.64185	Oversupply



Maui Curtailment Report

June 2022

Start Date and Time	Duration (minutes)	IPP Curtailed	Estimated Curtailed MWH	Peak MW Curtailed	Reasons for Curtailment
6/20/2022 23:51	0:15	KWPII	0.54447	15.54216	Oversupply
6/21/2022 0:23	0:01	KWPII	0.00504	13.41951	Oversupply
6/21/2022 0:25	0:01	KWPII	0.00620	13.98036	Oversupply
6/21/2022 0:28	0:01	KWPII	0.00454	14.54320	Oversupply
6/21/2022 0:30	0:01	KWPII	0.00716	15.50623	Oversupply
6/21/2022 9:16	0:02	SSA2	0.03791	0.69000	Oversupply
6/21/2022 9:16	0:02	SSA3	0.02353	1.76500	Oversupply
6/21/2022 9:17	0:02	17-2	0.00231	0.14700	Oversupply
6/21/2022 9:18	0:02	SSA2	0.03760	1.17800	Oversupply
6/21/2022 9:18	0:02	SSA3	0.02353	1.75800	Oversupply
6/21/2022 9:20	0:02	SSA2	0.03791	0.68600	Oversupply
6/21/2022 9:20	0:02	SSA3	0.02393	1.81000	Oversupply
6/21/2022 9:22	2:05	17-2	0.82976	0.75000	Oversupply
6/21/2022 9:24	0:02	SSA2	0.03760	1.22100	Oversupply
6/21/2022 9:24	0:02	SSA3	0.02412	1.49000	Oversupply
6/21/2022 9:26	0:02	SSA2	0.03791	0.42700	Oversupply
6/21/2022 9:26	0:02	SSA3	0.02373	0.70900	Oversupply
6/21/2022 9:28	0:02	SSA2	0.03933	0.49800	Oversupply
6/21/2022 9:28	0:02	SSA3	0.02548	0.42700	Oversupply
6/21/2022 9:29	0:02	BS250	Data is not available	Data is not available	Oversupply
6/21/2022 9:30	0:02	SSA2	0.03525	-0.00200	Oversupply
6/21/2022 9:30	0:02	SSA3	0.03825	-0.00500	Oversupply
6/21/2022 9:32	0:02	SSA2	0.03525	-0.00200	Oversupply
6/21/2022 9:32	0:02	SSA3	0.03857	-0.00500	Oversupply
6/21/2022 9:34	0:04	BS250	Data is not available	Data is not available	Oversupply
6/21/2022 9:34	0:04	SSA2	0.07022	-0.00200	Oversupply
6/21/2022 9:34	0:02	SSA3	0.03857	-0.00400	Oversupply
6/21/2022 9:35	0:02	KWPII	0.02502	13.62708	Oversupply
6/21/2022 9:36	0:02	SSA3	0.03857	0.24200	Oversupply
6/21/2022 9:38	0:02	SSA2	0.03525	-0.00200	Oversupply
6/21/2022 9:38	0:02	SSA3	0.03825	1.25700	Oversupply
6/21/2022 9:40	0:02	SSA2	0.03496	-0.00200	Oversupply
6/21/2022 9:40	0:02	SSA3	0.03793	1.95200	Oversupply
6/21/2022 9:42	0:02	SSA2	0.03525	0.15900	Oversupply
6/21/2022 9:42	0:02	SSA3	0.03857	0.58000	Oversupply
6/21/2022 9:44	0:02	SSA2	0.03411	0.53200	Oversupply
6/21/2022 9:44	0:02	SSA3	0.05365	1.97100	Oversupply
6/21/2022 9:46	0:02	SSA2	0.04881	1.21200	Oversupply
6/21/2022 9:46	0:02	SSA3	0.06285	0.75800	Oversupply
6/21/2022 9:47	0:04	BS250	Data is not available	Data is not available	Oversupply
6/21/2022 9:48	0:04	SSA2	0.09642	0.01200	Oversupply
6/21/2022 9:48	0:02	SSA3	0.06182	-0.00600	Oversupply
6/21/2022 9:49	0:02	KWPII	0.01813	12.70197	Oversupply
6/21/2022 9:50	0:02	SSA3	0.06233	-0.00400	Oversupply
6/21/2022 9:52	0:02	SSA2	0.04801	-0.00300	Oversupply
6/21/2022 9:52	0:02	SSA3	0.06182	-0.00300	Oversupply
6/21/2022 9:54	0:02	SSA2	0.04841	0.16700	Oversupply
6/21/2022 9:54	0:02	SSA3	0.06233	0.74800	Oversupply
6/21/2022 9:56	0:02	SSA2	0.04841	0.65400	Oversupply
6/21/2022 9:56	0:02	SSA3	0.06233	1.86800	Oversupply
6/21/2022 9:57	1:16	BS250	Data is not available	Data is not available	Oversupply
6/21/2022 9:58	1:16	KWPII	8.00078	17.54006	Oversupply
6/21/2022 9:58	1:16	SSA2	1.69489	0.01400	Oversupply
6/21/2022 9:58	1:15	SSA3	3.03525	0.01900	Oversupply
6/21/2022 11:13	0:02	SSA3	0.07120	-0.00400	Oversupply
6/21/2022 11:14	0:02	SSA2	0.02936	-0.00300	Oversupply
6/21/2022 11:15	0:02	SSA3	0.03219	-0.00500	Oversupply
6/21/2022 11:16	0:02	SSA2	0.04891	0.18000	Oversupply
6/21/2022 11:17	0:02	SSA3	0.03193	0.70600	Oversupply
6/21/2022 11:18	0:02	SSA2	0.04891	0.82900	Oversupply
6/21/2022 11:19	0:02	SSA3	0.03193	1.80100	Oversupply
6/21/2022 11:20	0:02	SSA2	0.04851	1.20600	Oversupply
6/21/2022 11:21	0:02	SSA3	0.03272	1.02800	Oversupply
6/21/2022 11:22	0:02	SSA2	0.04891	0.25400	Oversupply
6/21/2022 11:23	0:02	SSA3	0.03193	2.02100	Oversupply
6/21/2022 11:25	0:02	SSA3	0.03219	2.70000	Oversupply
6/21/2022 11:26	0:02	SSA2	0.04851	0.54300	Oversupply
6/21/2022 11:30	0:02	SSA2	0.02498	0.72700	Oversupply
6/21/2022 11:31	0:02	SSA3	0.05808	2.33800	Oversupply
6/21/2022 11:32	0:02	17-2	0.01330	0.39900	Oversupply
6/21/2022 11:32	0:02	SSA2	0.02518	0.45100	Oversupply
6/21/2022 11:35	0:02	SSA3	0.05713	2.51000	Oversupply
6/21/2022 11:36	0:39	17-2	0.33072	0.75000	Oversupply



Maui Curtailment Report

June 2022

Start Date and Time	Duration (minutes)	IPP Curtailed	Estimated Curtailed MWH	Peak MW Curtailed	Reasons for Curtailment
6/21/2022 11:36	0:02	SSA2	0.02518	0.50700	Oversupply
6/21/2022 11:37	0:02	SSA3	0.05666	0.68300	Oversupply
6/21/2022 11:38	0:02	SSA2	0.02498	0.18800	Oversupply
6/21/2022 11:39	0:02	SSA3	0.05808	0.27400	Oversupply
6/21/2022 11:40	0:02	SSA2	0.02518	0.83200	Oversupply
6/21/2022 11:41	0:02	SSA3	0.05808	0.01400	Oversupply
6/21/2022 11:42	0:16	BS250	Data is not available	Data is not available	Oversupply
6/21/2022 11:42	0:16	SSA2	0.39566	0.44200	Oversupply
6/21/2022 11:43	0:15	SSA3	0.60977	-0.00500	Oversupply
6/21/2022 11:45	0:13	KWPPI	1.23440	19.88725	Oversupply
6/21/2022 11:58	0:02	SSA3	0.08853	1.34800	Oversupply
6/21/2022 11:59	0:02	SSA2	0.05145	-0.00300	Oversupply
6/21/2022 12:00	0:02	SSA3	0.08739	1.47500	Oversupply
6/21/2022 12:01	0:02	SSA2	0.07172	-0.00300	Oversupply
6/21/2022 12:02	0:09	BS250	Data is not available	Data is not available	Oversupply
6/21/2022 12:02	0:02	SSA3	0.08812	0.02700	Oversupply
6/21/2022 12:03	0:08	SSA2	0.28569	0.00400	Oversupply
6/21/2022 12:04	0:06	KWPPI	0.31172	18.10091	Oversupply
6/21/2022 12:04	0:06	SSA3	0.26290	-0.00400	Oversupply
6/21/2022 12:10	0:02	SSA3	0.08739	-0.00400	Oversupply
6/21/2022 12:12	0:02	SSA3	0.08739	-0.00400	Oversupply
6/21/2022 12:16	0:01	17-2	0.01150	0.69000	Oversupply
6/21/2022 12:18	0:01	17-2	0.01250	0.75000	Oversupply
6/21/2022 12:30	0:01	17-2	0.00162	0.75000	Oversupply
6/21/2022 13:13	0:02	SSA3	0.02675	2.67100	Oversupply
6/21/2022 13:14	0:04	17-2	0.02731	0.66800	Oversupply
6/21/2022 13:15	0:02	SSA3	0.06285	1.33000	Oversupply
6/21/2022 13:15	0:02	SSA2	0.05844	0.85600	Oversupply
6/21/2022 13:17	0:02	SSA3	0.06285	1.89400	Oversupply
6/21/2022 13:19	0:11	17-2	0.10014	0.75000	Oversupply
6/21/2022 13:19	0:02	SSA3	0.06337	1.47200	Oversupply
6/21/2022 13:19	0:02	SSA2	0.05892	0.63500	Oversupply
6/21/2022 13:20	0:02	BS250	Data is not available	Data is not available	Oversupply
6/21/2022 13:21	0:02	KWPPI	0.03274	11.55033	Oversupply
6/21/2022 13:21	0:02	SSA3	0.06389	-0.00800	Oversupply
6/21/2022 13:21	0:04	SSA2	0.11736	0.02400	Oversupply
6/21/2022 13:23	0:01	BS250	Data is not available	Data is not available	Oversupply
6/21/2022 13:23	0:02	SSA3	0.06337	-0.00400	Oversupply
6/21/2022 13:25	0:02	SSA3	0.06337	-0.00400	Oversupply
6/21/2022 13:25	0:02	SSA2	0.05892	-0.00300	Oversupply
6/21/2022 13:27	0:02	SSA3	0.06337	0.62200	Oversupply
6/21/2022 13:27	0:02	SSA2	0.05892	0.17100	Oversupply
6/21/2022 13:35	0:01	17-2	0.00296	0.75000	Oversupply
6/21/2022 23:48	0:01	KWPPI	0.00466	13.12710	Oversupply
6/21/2022 23:51	0:01	KWPPI	0.00220	11.14916	Oversupply
6/22/2022 0:02	0:01	KWPPI	0.00348	12.57723	Oversupply
6/22/2022 0:05	0:01	KWPPI	0.00007	9.74204	Oversupply
6/22/2022 0:09	0:16	KWPPI	1.23638	14.47734	Oversupply
6/22/2022 0:55	0:02	KWPPI	0.04875	17.39137	Oversupply
6/22/2022 0:59	0:01	KWPPI	0.00097	15.73476	Oversupply
6/22/2022 1:03	0:01	KWPPI	0.00003	17.99812	Oversupply
6/22/2022 1:06	1:04	KWPPI	8.85536	21.06883	Oversupply
6/22/2022 2:34	0:01	KWPPI	0.00216	17.00616	Oversupply
6/22/2022 2:36	0:02	KWPPI	0.01419	16.09502	Oversupply
6/22/2022 2:40	0:01	KWPPI	0.00347	16.18883	Oversupply
6/22/2022 2:42	1:39	KWPPI	10.43451	20.94608	Oversupply
6/22/2022 4:22	0:01	KWPPI	0.00263	18.96015	Oversupply
6/22/2022 7:04	0:01	BS250	Data is not available	Data is not available	Oversupply
6/22/2022 7:05	0:02	17-2	0.00092	0.04800	Oversupply
6/22/2022 7:05	0:02	SSA2	0.00557	0.07900	Oversupply
6/22/2022 7:16	0:02	SSA3	0.01769	0.48900	Oversupply
6/22/2022 7:17	0:16	BS250	Data is not available	Data is not available	Oversupply
6/22/2022 7:17	0:17	17-2	0.03234	0.23400	Oversupply
6/22/2022 7:17	0:14	SSA2	0.06402	0.07500	Oversupply
6/22/2022 7:18	0:13	KWPPI	0.58171	20.85427	Oversupply
6/22/2022 7:18	0:14	SSA3	0.10863	0.00100	Oversupply
6/22/2022 7:31	0:02	SSA2	0.00987	0.10500	Oversupply
6/22/2022 7:32	0:01	KWPPI	0.00537	20.49201	Oversupply
6/22/2022 7:32	0:02	SSA3	0.00363	0.01500	Oversupply
6/22/2022 8:14	4:52	17-2	1.04941	0.62300	Oversupply
6/22/2022 8:14	0:02	SSA3	0.03333	1.18100	Oversupply
6/22/2022 8:15	0:30	SSA2	0.49609	0.00600	Oversupply
6/22/2022 8:16	0:31	BS250	Data is not available	Data is not available	Oversupply



Maui Curtailment Report

June 2022

Start Date and Time	Duration (minutes)	IPP Curtailed	Estimated Curtailed MWH	Peak MW Curtailed	Reasons for Curtailment
6/22/2022 8:16	0:01	KWP/II	0.00457	20.68961	Oversupply
6/22/2022 8:16	0:02	SSA3	0.04866	-0.00400	Oversupply
6/22/2022 8:18	0:27	KWP/II	2.35378	20.54890	Oversupply
6/22/2022 8:18	0:28	SSA3	0.71008	-0.00400	Oversupply
6/22/2022 8:46	0:02	KWP/II	0.01155	19.24956	Oversupply
6/22/2022 8:46	0:02	SSA2	0.02705	0.00000	Oversupply
6/22/2022 8:46	0:02	SSA3	0.02983	0.06500	Oversupply
6/22/2022 8:48	0:01	BS250	Data is not available	Data is not available	Oversupply
6/22/2022 8:48	0:48	SSA2	0.87011	0.03300	Oversupply
6/22/2022 8:48	0:02	SSA3	0.03008	0.49200	Oversupply
6/22/2022 8:50	0:45	BS250	Data is not available	Data is not available	Oversupply
6/22/2022 8:50	0:10	SSA3	0.15182	0.01400	Oversupply
6/22/2022 8:51	0:10	KWP/II	0.49762	20.44311	Oversupply
6/22/2022 9:00	0:02	SSA3	0.03088	-0.00300	Oversupply
6/22/2022 9:02	0:34	KWP/II	3.67115	20.51197	Oversupply
6/22/2022 9:02	0:32	SSA3	0.48517	0.00400	Oversupply
6/22/2022 9:35	0:02	SSA3	0.02210	-0.00400	Oversupply
6/22/2022 9:36	0:01	BS250	Data is not available	Data is not available	Oversupply
6/22/2022 9:36	0:02	SSA2	0.02100	0.00900	Oversupply
6/22/2022 9:37	0:02	SSA3	0.02228	-0.00400	Oversupply
6/22/2022 9:38	0:02	SSA2	0.02117	0.13300	Oversupply
6/22/2022 9:39	0:02	SSA3	0.02210	0.17100	Oversupply
6/22/2022 9:40	0:02	SSA2	0.02117	0.45400	Oversupply
6/22/2022 9:41	0:02	SSA3	0.02228	0.62500	Oversupply
6/22/2022 9:42	0:22	SSA2	0.44144	0.41600	Oversupply
6/22/2022 9:43	0:22	BS250	Data is not available	Data is not available	Oversupply
6/22/2022 9:43	0:22	SSA3	0.38113	0.00400	Oversupply
6/22/2022 9:44	0:20	KWP/II	1.05370	20.86625	Oversupply
6/22/2022 10:04	0:02	SSA2	0.04618	0.11400	Oversupply
6/22/2022 10:05	0:02	SSA3	0.06505	-0.00500	Oversupply
6/22/2022 10:06	2:55	BS250	Data is not available	Data is not available	Oversupply
6/22/2022 10:06	2:56	KWP/II	21.48613	21.02392	Oversupply
6/22/2022 10:06	2:57	SSA2	5.43178	0.00400	Oversupply
6/22/2022 10:07	2:56	SSA3	6.00431	0.28500	Oversupply
6/22/2022 13:02	0:01	BS250	Data is not available	Data is not available	Oversupply
6/22/2022 13:02	0:02	SSA3	0.04016	0.14100	Oversupply
6/22/2022 13:03	0:02	SSA2	0.03010	0.65500	Oversupply
6/22/2022 13:06	0:02	SSA3	0.04016	1.11200	Oversupply
6/22/2022 13:07	0:41	17-2	0.26986	0.74800	Oversupply
6/22/2022 13:07	0:02	SSA2	0.03010	0.64700	Oversupply
6/22/2022 13:08	0:10	BS250	Data is not available	Data is not available	Oversupply
6/22/2022 13:08	0:10	SSA3	0.18226	0.09300	Oversupply
6/22/2022 13:09	0:12	SSA2	0.20557	0.02700	Oversupply
6/22/2022 13:13	0:05	KWP/II	0.08101	20.77743	Oversupply
6/22/2022 13:19	0:02	SSA3	0.03061	-0.00400	Oversupply
6/22/2022 13:20	0:02	BS250	Data is not available	Data is not available	Oversupply
6/22/2022 13:21	0:02	SSA3	0.03036	0.11800	Oversupply
6/22/2022 13:21	0:02	SSA2	0.03846	0.23100	Oversupply
6/22/2022 13:23	0:02	SSA3	0.03061	0.54100	Oversupply
6/22/2022 13:23	0:02	SSA2	0.03814	0.46200	Oversupply
6/22/2022 13:25	0:02	SSA2	0.03846	0.95100	Oversupply
6/22/2022 13:27	0:02	SSA3	0.03061	0.82400	Oversupply
6/22/2022 13:27	0:02	SSA2	0.03814	0.52700	Oversupply
6/22/2022 13:28	0:02	BS250	Data is not available	Data is not available	Oversupply
6/22/2022 13:29	0:14	SSA3	0.31334	0.00600	Oversupply
6/22/2022 13:29	0:14	SSA2	0.31557	-0.00200	Oversupply
6/22/2022 13:30	0:03	KWP/II	0.01640	20.63372	Oversupply
6/22/2022 13:33	0:03	BS250	Data is not available	Data is not available	Oversupply
6/22/2022 13:34	0:03	KWP/II	0.06201	20.26548	Oversupply
6/22/2022 13:38	0:01	BS250	Data is not available	Data is not available	Oversupply
6/22/2022 13:38	0:02	KWP/II	0.02518	20.79240	Oversupply
6/22/2022 13:40	0:04	BS250	Data is not available	Data is not available	Oversupply
6/22/2022 13:42	0:02	KWP/II	0.03719	19.59785	Oversupply
6/22/2022 13:43	0:02	SSA3	0.03764	0.03900	Oversupply
6/22/2022 13:43	0:02	SSA2	0.03270	0.06300	Oversupply
6/22/2022 13:45	0:02	SSA3	0.02411	1.00100	Oversupply
6/22/2022 13:49	0:36	17-2	0.42764	0.74800	Oversupply
6/22/2022 13:51	0:02	SSA3	0.02372	1.56800	Oversupply
6/22/2022 13:51	0:02	SSA2	0.04217	0.69900	Oversupply
6/22/2022 13:55	0:02	SSA3	0.02353	2.10200	Oversupply
6/22/2022 13:55	0:02	SSA2	0.04217	1.81200	Oversupply
6/22/2022 13:57	0:02	SSA3	0.02392	1.30300	Oversupply
6/22/2022 13:57	0:02	SSA2	0.04217	1.67500	Oversupply



Maui Curtailment Report

June 2022

Start Date and Time	Duration (minutes)	IPP Curtailed	Estimated Curtailed MWH	Peak MW Curtailed	Reasons for Curtailment
6/22/2022 13:59	0:02	SSA3	0.05726	0.28100	Oversupply
6/22/2022 13:59	0:02	SSA2	0.06805	0.16100	Oversupply
6/22/2022 14:00	0:02	BS250	Data is not available	Data is not available	Oversupply
6/22/2022 14:01	0:01	KWPPII	0.00299	18.34541	Oversupply
6/22/2022 14:01	0:02	SSA3	0.05320	-0.00400	Oversupply
6/22/2022 14:01	0:02	SSA2	0.09512	0.15400	Oversupply
6/22/2022 14:03	0:05	BS250	Data is not available	Data is not available	Oversupply
6/22/2022 14:03	0:20	SSA3	0.39629	-0.00400	Oversupply
6/22/2022 14:03	0:04	SSA2	0.18945	0.01300	Oversupply
6/22/2022 14:04	0:03	KWPPII	0.09011	18.03205	Oversupply
6/22/2022 14:08	0:02	SSA2	0.09512	-0.00200	Oversupply
6/22/2022 14:08	0:01	KWPPII	0.02039	17.61990	Oversupply
6/22/2022 14:09	0:13	BS250	Data is not available	Data is not available	Oversupply
6/22/2022 14:10	0:13	KWPPII	0.64064	19.37131	Oversupply
6/22/2022 14:10	0:12	SSA2	0.46114	0.00500	Oversupply
6/22/2022 14:22	0:02	SSA2	0.06223	0.00400	Oversupply
6/22/2022 14:59	0:15	17-2	0.17588	0.74800	Oversupply
6/22/2022 15:01	0:08	BS250	Data is not available	Data is not available	Oversupply
6/22/2022 15:02	0:07	KWPPII	0.40671	17.65383	Oversupply
6/22/2022 15:02	0:08	SSA3	0.14159	0.02100	Oversupply
6/22/2022 15:02	0:08	SSA2	0.19787	0.02700	Oversupply
6/22/2022 15:14	0:02	SSA3	0.03639	0.20500	Oversupply
6/22/2022 15:14	0:02	SSA2	0.05058	0.22800	Oversupply
6/22/2022 15:15	0:37	17-2	0.46127	0.74800	Oversupply
6/22/2022 15:16	0:02	SSA3	0.04481	0.45400	Oversupply
6/22/2022 15:16	0:02	SSA2	0.03753	0.31200	Oversupply
6/22/2022 15:18	0:02	SSA3	0.04481	0.02300	Oversupply
6/22/2022 15:18	0:02	SSA2	0.03722	0.09300	Oversupply
6/22/2022 15:19	0:22	BS250	Data is not available	Data is not available	Oversupply
6/22/2022 15:20	0:21	KWPPII	2.02951	20.13375	Oversupply
6/22/2022 15:20	0:20	SSA3	0.40512	-0.00400	Oversupply
6/22/2022 15:20	0:20	SSA2	0.54947	0.00800	Oversupply
6/22/2022 15:40	0:02	SSA3	0.03619	-0.00500	Oversupply
6/22/2022 15:40	0:02	SSA2	0.07189	-0.00100	Oversupply
6/22/2022 15:42	0:02	SSA3	0.03619	-0.00500	Oversupply
6/22/2022 15:42	0:02	SSA2	0.07249	0.53400	Oversupply
6/22/2022 15:44	0:06	BS250	Data is not available	Data is not available	Oversupply
6/22/2022 15:44	0:06	SSA3	0.06340	0.03200	Oversupply
6/22/2022 15:44	0:06	SSA2	0.20403	0.03400	Oversupply
6/22/2022 15:45	0:05	KWPPII	0.06942	20.43214	Oversupply
6/22/2022 15:50	0:02	SSA3	0.02422	-0.00400	Oversupply
6/22/2022 15:50	0:02	SSA2	0.07300	-0.00200	Oversupply
6/22/2022 15:53	0:01	17-2	0.00100	0.74800	Oversupply
6/22/2022 15:54	0:02	SSA2	0.07361	1.55700	Oversupply
6/22/2022 15:55	0:10	17-2	0.11565	0.74800	Oversupply
6/22/2022 15:56	0:02	SSA3	0.02422	2.20700	Oversupply
6/22/2022 15:56	0:02	SSA2	0.07300	1.56100	Oversupply
6/22/2022 15:58	0:02	SSA3	0.01768	1.54200	Oversupply
6/22/2022 15:58	0:02	SSA2	0.06727	1.49000	Oversupply
6/22/2022 16:00	0:02	SSA3	0.00715	0.66400	Oversupply
6/22/2022 16:00	0:02	SSA2	0.04197	0.41900	Oversupply
6/22/2022 16:02	0:02	SSA2	0.04162	1.50000	Oversupply
6/22/2022 16:08	0:02	17-2	0.01626	0.74800	Oversupply
6/22/2022 16:08	0:02	SSA3	0.00710	2.20300	Oversupply
6/22/2022 16:11	0:01	17-2	0.00159	0.74800	Oversupply
6/22/2022 16:12	0:02	SSA3	0.00704	1.95900	Oversupply
6/22/2022 16:12	0:02	SSA2	0.04162	1.45800	Oversupply
6/22/2022 16:13	0:04	17-2	0.04987	0.74800	Oversupply
6/22/2022 16:14	0:02	SSA2	0.04890	1.43100	Oversupply
6/22/2022 16:14	0:02	SSA3	0.00476	1.46800	Oversupply
6/22/2022 17:18	0:01	17-2	0.00449	0.74800	Oversupply
6/22/2022 17:21	0:02	SSA2	0.02125	0.95600	Oversupply
6/22/2022 22:46	0:10	KWPPII	0.32205	19.91819	Oversupply
6/23/2022 0:16	0:24	KWPPII	2.05348	20.84030	Oversupply
6/23/2022 0:42	0:20	KWPPII	1.61357	20.18664	Oversupply
6/23/2022 1:06	0:03	KWPPII	0.01346	20.51696	Oversupply
6/23/2022 2:22	0:06	KWPPII	0.06740	19.11683	Oversupply
6/23/2022 3:25	0:04	KWPPII	0.03959	20.02297	Oversupply
6/23/2022 8:48	0:02	SSA2	0.02485	0.57100	Oversupply
6/23/2022 8:49	0:02	17-2	0.00111	0.21000	Oversupply
6/23/2022 8:49	0:02	SSA3	0.00610	1.07600	Oversupply
6/23/2022 8:59	0:02	SSA3	0.04698	1.27300	Oversupply
6/23/2022 9:00	0:32	17-2	0.23755	0.74900	Oversupply



Maui Curtailment Report

June 2022

Start Date and Time	Duration (minutes)	IPP Curtailed	Estimated Curtailed MWH	Peak MW Curtailed	Reasons for Curtailment
6/23/2022 9:00	0:02	SSA2	0.02151	0.80900	Oversupply
6/23/2022 9:01	0:22	SSA3	0.62102	0.01100	Oversupply
6/23/2022 9:02	0:22	BS250	Data is not available	Data is not available	Oversupply
6/23/2022 9:02	0:22	KWPPII	1.75596	20.23953	Oversupply
6/23/2022 9:02	0:22	SSA2	0.18800	0.01300	Oversupply
6/23/2022 9:23	0:02	SSA3	0.05269	-0.00300	Oversupply
6/23/2022 9:27	0:02	SSA3	0.05269	1.00800	Oversupply
6/23/2022 9:28	0:02	SSA2	0.00478	0.21300	Oversupply
6/23/2022 9:29	0:02	SSA3	0.00469	1.88500	Oversupply
6/23/2022 10:12	0:02	SSA3	0.00483	0.53800	Oversupply
6/23/2022 10:12	0:02	SSA2	0.03477	0.31600	Oversupply
6/23/2022 10:13	0:11	BS250	Data is not available	Data is not available	Oversupply
6/23/2022 10:13	1:29	17-2	0.47320	0.60600	Oversupply
6/23/2022 10:14	0:14	SSA3	0.31508	0.01000	Oversupply
6/23/2022 10:14	0:12	SSA2	0.27680	0.00900	Oversupply
6/23/2022 10:15	0:10	KWPPII	0.24525	20.32536	Oversupply
6/23/2022 10:25	0:02	BS250	Data is not available	Data is not available	Oversupply
6/23/2022 10:26	0:05	KWPPII	0.04493	20.14373	Oversupply
6/23/2022 10:27	0:02	SSA2	0.04624	0.01100	Oversupply
6/23/2022 10:28	0:01	BS250	Data is not available	Data is not available	Oversupply
6/23/2022 10:28	0:02	SSA3	0.04962	-0.00300	Oversupply
6/23/2022 10:29	0:02	SSA2	0.04517	0.00000	Oversupply
6/23/2022 10:30	0:01	BS250	Data is not available	Data is not available	Oversupply
6/23/2022 10:30	0:02	SSA3	0.01846	-0.00300	Oversupply
6/23/2022 10:32	0:02	SSA3	0.01846	-0.00300	Oversupply
6/23/2022 10:33	0:02	SSA2	0.04600	0.12900	Oversupply
6/23/2022 10:34	0:03	BS250	Data is not available	Data is not available	Oversupply
6/23/2022 10:34	0:04	SSA3	0.03661	-0.00100	Oversupply
6/23/2022 10:35	0:01	KWPPII	0.00443	19.31143	Oversupply
6/23/2022 10:35	0:02	SSA2	0.04600	0.00400	Oversupply
6/23/2022 10:37	0:01	KWPPII	0.00919	18.33743	Oversupply
6/23/2022 10:37	0:02	SSA2	0.04638	0.00100	Oversupply
6/23/2022 10:38	0:02	SSA3	0.01861	-0.00400	Oversupply
6/23/2022 10:39	0:02	SSA2	0.04638	0.13000	Oversupply
6/23/2022 10:40	0:04	SSA3	0.03692	0.04900	Oversupply
6/23/2022 10:41	0:25	BS250	Data is not available	Data is not available	Oversupply
6/23/2022 10:41	0:04	SSA2	0.09258	0.01100	Oversupply
6/23/2022 10:43	0:23	KWPPII	0.82962	20.40619	Oversupply
6/23/2022 10:44	0:22	SSA3	0.56235	-0.00300	Oversupply
6/23/2022 10:45	0:12	SSA2	0.13551	0.00200	Oversupply
6/23/2022 10:57	0:02	SSA2	0.02268	0.00100	Oversupply
6/23/2022 10:59	0:08	SSA2	0.13192	0.00300	Oversupply
6/23/2022 11:06	0:02	SSA3	0.03364	0.32400	Oversupply
6/23/2022 11:07	0:02	SSA2	0.03681	0.25400	Oversupply
6/23/2022 11:08	0:02	SSA3	0.03364	0.52200	Oversupply
6/23/2022 11:09	0:28	SSA2	0.87174	0.33200	Oversupply
6/23/2022 11:10	0:26	BS250	Data is not available	Data is not available	Oversupply
6/23/2022 11:10	0:26	SSA3	0.66337	-0.00400	Oversupply
6/23/2022 11:11	0:24	KWPPII	0.78171	20.79539	Oversupply
6/23/2022 11:36	0:01	KWPPII	0.01103	14.40848	Oversupply
6/23/2022 11:37	0:02	SSA3	0.06689	0.41100	Oversupply
6/23/2022 11:37	0:02	SSA2	0.04671	0.21200	Oversupply
6/23/2022 11:39	0:02	SSA3	0.06689	1.05000	Oversupply
6/23/2022 11:39	0:02	SSA2	0.04632	0.53400	Oversupply
6/23/2022 11:45	0:02	SSA2	0.06957	1.21700	Oversupply
6/23/2022 11:46	0:13	17-2	0.06243	0.29600	Oversupply
6/23/2022 11:47	0:02	SSA3	0.02654	2.35900	Oversupply
6/23/2022 11:47	0:02	SSA2	0.06900	1.17000	Oversupply
6/23/2022 11:49	0:02	SSA3	0.02698	2.16800	Oversupply
6/23/2022 11:49	0:02	SSA2	0.06957	0.64700	Oversupply
6/23/2022 11:51	0:02	SSA3	0.02698	2.19000	Oversupply
6/23/2022 11:51	0:02	SSA2	0.06957	0.62900	Oversupply
6/23/2022 11:53	0:02	SSA3	0.02676	1.42600	Oversupply
6/23/2022 11:53	0:02	SSA2	0.06900	0.91300	Oversupply
6/23/2022 11:55	0:02	SSA3	0.02654	1.91700	Oversupply
6/23/2022 11:55	0:02	SSA2	0.06957	0.77200	Oversupply
6/23/2022 11:57	0:02	SSA3	0.02676	1.84100	Oversupply
6/23/2022 11:57	0:02	SSA2	0.06900	1.06000	Oversupply
6/23/2022 12:07	0:02	17-2	0.00574	0.29600	Oversupply
6/23/2022 12:13	0:06	17-2	0.02960	0.29600	Oversupply
6/23/2022 12:13	0:02	SSA3	0.00359	1.16300	Oversupply
6/23/2022 12:13	0:02	SSA2	0.04002	0.46000	Oversupply
6/23/2022 12:14	0:01	BS250	Data is not available	Data is not available	Oversupply



Maui Curtailment Report

June 2022

Start Date and Time	Duration (minutes)	IPP Curtailed	Estimated Curtailed MWH	Peak MW Curtailed	Reasons for Curtailment
6/23/2022 12:15	0:01	KWP11	0.00229	17.30055	Oversupply
6/23/2022 12:15	0:02	SSA3	0.00543	0.26100	Oversupply
6/23/2022 12:15	0:02	SSA2	0.07320	0.11600	Oversupply
6/23/2022 12:17	0:02	SSA3	0.00538	0.88200	Oversupply
6/23/2022 12:17	0:02	SSA2	0.07320	0.13600	Oversupply
6/23/2022 12:21	0:04	17-2	0.01973	0.29600	Oversupply
6/23/2022 12:21	0:02	SSA3	0.00538	0.71200	Oversupply
6/23/2022 12:21	0:02	SSA2	0.07320	0.52700	Oversupply
6/23/2022 12:23	0:02	SSA3	0.00547	0.87800	Oversupply
6/23/2022 12:23	0:02	SSA2	0.07320	0.33900	Oversupply
6/23/2022 12:25	0:02	SSA3	0.00543	1.17400	Oversupply
6/23/2022 12:25	0:02	SSA2	0.07259	0.47500	Oversupply
6/23/2022 12:26	0:02	17-2	0.00987	0.29600	Oversupply
6/23/2022 12:29	0:03	17-2	0.00441	0.29600	Oversupply
6/23/2022 12:29	0:02	SSA3	-0.00238	1.35400	Oversupply
6/23/2022 12:29	0:02	SSA2	0.05774	1.08400	Oversupply
6/23/2022 12:34	0:03	17-2	0.01050	0.29600	Oversupply
6/23/2022 12:35	0:02	SSA2	0.06151	1.05900	Oversupply
6/23/2022 12:41	0:02	17-2	0.00695	0.29600	Oversupply
6/23/2022 13:55	0:01	17-2	0.00180	0.29600	Oversupply
6/23/2022 18:03	0:06	17-2	0.01684	0.29600	Oversupply
6/23/2022 18:03	0:02	SSA2	0.00764	0.40100	Oversupply
6/23/2022 18:04	0:02	SSA3	0.00436	0.28400	Oversupply
6/23/2022 18:05	0:02	SSA2	0.00770	0.37900	Oversupply
6/23/2022 19:19	0:01	AWE	0.00167	0.10000	Oversupply
6/24/2022 9:59	0:02	SSA2	0.05074	1.23000	Oversupply
6/24/2022 10:00	0:02	17-2	0.00967	0.29600	Oversupply
6/24/2022 10:01	0:02	SSA3	0.01766	2.49300	Oversupply
6/24/2022 10:03	0:06	17-2	0.02900	0.29600	Oversupply
6/24/2022 10:03	0:02	SSA3	0.01752	2.20600	Oversupply
6/24/2022 10:03	0:02	SSA2	0.06726	0.13000	Oversupply
6/24/2022 10:05	0:02	SSA3	0.01752	1.99400	Oversupply
6/24/2022 10:05	0:02	SSA2	0.06782	0.14700	Oversupply
6/24/2022 10:07	0:02	SSA2	0.06726	0.13500	Oversupply
6/24/2022 10:55	0:02	SSA3	0.01453	2.44800	Oversupply
6/24/2022 10:55	0:02	SSA2	0.03994	0.14800	Oversupply
6/24/2022 10:56	0:22	17-2	0.10853	0.29600	Oversupply
6/24/2022 10:57	0:02	SSA3	0.01429	1.69300	Oversupply
6/24/2022 10:57	0:02	SSA2	0.03994	0.12500	Oversupply
6/24/2022 10:59	0:02	SSA3	0.02822	2.29200	Oversupply
6/24/2022 10:59	0:02	SSA2	0.03961	0.11900	Oversupply
6/24/2022 11:01	0:02	SSA3	0.02561	1.21100	Oversupply
6/24/2022 11:01	0:02	SSA2	0.08615	0.11700	Oversupply
6/24/2022 11:05	0:02	SSA3	0.02540	1.71000	Oversupply
6/24/2022 11:05	0:02	SSA2	0.08544	0.14100	Oversupply
6/24/2022 11:07	0:02	SSA3	0.02540	2.00300	Oversupply
6/24/2022 11:08	0:02	SSA2	0.08474	0.13200	Oversupply
6/24/2022 11:09	0:02	SSA3	0.02519	1.17400	Oversupply
6/24/2022 11:10	0:02	SSA2	0.08544	0.12500	Oversupply
6/24/2022 11:11	0:02	SSA3	0.02561	2.01900	Oversupply
6/24/2022 11:12	0:02	SSA2	0.08544	0.13200	Oversupply
6/24/2022 11:14	0:02	SSA3	0.02519	2.48300	Oversupply
6/24/2022 11:14	0:02	SSA2	0.08474	0.11700	Oversupply
6/24/2022 11:20	0:23	17-2	0.10716	0.29600	Oversupply
6/24/2022 11:20	0:02	SSA3	0.02750	2.71600	Oversupply
6/24/2022 11:20	0:02	SSA2	0.08889	0.14700	Oversupply
6/24/2022 11:22	0:02	SSA3	0.02727	2.67800	Oversupply
6/24/2022 11:22	0:02	SSA2	0.08964	0.12600	Oversupply
6/24/2022 11:24	0:02	SSA3	0.02705	1.69500	Oversupply
6/24/2022 11:24	0:02	SSA2	0.08964	0.13900	Oversupply
6/24/2022 11:26	0:02	SSA3	0.02727	1.89600	Oversupply
6/24/2022 11:26	0:02	SSA2	0.08964	0.12500	Oversupply
6/24/2022 11:28	0:02	SSA3	0.02772	0.88800	Oversupply
6/24/2022 11:28	0:02	SSA2	0.08644	0.13300	Oversupply
6/24/2022 11:30	0:02	SSA3	0.03132	0.41000	Oversupply
6/24/2022 11:30	0:02	SSA2	0.05667	0.12100	Oversupply
6/24/2022 11:32	0:02	SSA3	0.03184	1.78200	Oversupply
6/24/2022 11:32	0:02	SSA2	0.05620	0.13300	Oversupply
6/24/2022 11:34	0:02	SSA2	0.05667	0.13900	Oversupply
6/24/2022 11:34	0:02	SSA3	0.03132	0.69300	Oversupply
6/24/2022 11:36	0:02	SSA2	0.05620	0.38700	Oversupply
6/24/2022 11:36	0:02	SSA3	0.03158	1.87700	Oversupply
6/24/2022 11:38	0:02	SSA2	0.05667	1.31900	Oversupply



Maui Curtailment Report

June 2022

Start Date and Time	Duration (minutes)	IPP Curtailed	Estimated Curtailed MWH	Peak MW Curtailed	Reasons for Curtailment
6/24/2022 11:38	0:02	SSA3	0.03158	1.55700	Oversupply
6/24/2022 11:40	0:02	SSA2	0.05667	1.95600	Oversupply
6/24/2022 11:40	0:02	SSA3	0.03158	2.73900	Oversupply
6/24/2022 11:47	0:01	17-2	0.00322	0.29600	Oversupply
6/24/2022 11:51	0:01	17-2	0.00493	0.29600	Oversupply
6/24/2022 13:27	0:02	SSA3	0.00026	2.91900	Oversupply
6/24/2022 13:28	0:01	17-2	0.00394	0.29600	Oversupply
6/24/2022 13:33	0:04	17-2	0.01973	0.29600	Oversupply
6/24/2022 13:33	0:02	SSA3	0.01111	2.41400	Oversupply
6/24/2022 13:34	0:02	SSA2	0.04648	0.95600	Oversupply
6/24/2022 13:35	0:02	SSA3	0.01111	1.54500	Oversupply
6/24/2022 13:37	0:02	SSA3	0.01120	2.82700	Oversupply
6/24/2022 13:38	0:01	17-2	0.00493	0.29600	Oversupply
6/24/2022 13:39	0:02	SSA3	0.01120	1.56700	Oversupply
6/24/2022 13:40	0:01	17-2	0.00493	0.29600	Oversupply
6/25/2022 0:28	0:04	KWPPI	0.08345	15.72279	Oversupply
6/25/2022 0:28	0:22	17-2	0.10617	0.29600	Oversupply
6/25/2022 0:33	0:16	KWPPI	0.65978	17.73666	Oversupply
6/25/2022 2:44	0:07	17-2	0.03116	0.29600	Oversupply
6/25/2022 2:46	0:04	KWPPI	0.10794	20.28045	Oversupply
6/25/2022 2:52	0:11	17-2	0.04281	0.29600	Oversupply
6/25/2022 2:54	0:01	KWPPI	0.00196	19.21363	Oversupply
6/25/2022 2:56	0:01	KWPPI	0.00453	19.09787	Oversupply
6/25/2022 2:58	0:02	KWPPI	0.01539	17.41033	Oversupply
6/25/2022 3:01	0:01	KWPPI	0.01146	17.05705	Oversupply
6/25/2022 3:25	0:14	17-2	0.06416	0.29600	Oversupply
6/25/2022 3:27	0:11	KWPPI	0.38660	19.43019	Oversupply
6/25/2022 3:40	0:01	17-2	0.00301	0.29600	Oversupply
6/25/2022 3:42	0:04	17-2	0.01268	0.29600	Oversupply
6/25/2022 3:44	0:01	KWPPI	0.00326	19.25156	Oversupply
6/25/2022 11:43	4:19	KWPPI	50.39183	18.14482	Oversupply
6/25/2022 18:14	0:03	KWPPI	0.03485	18.58792	Oversupply
6/25/2022 18:18	0:01	KWPPI	0.00189	16.03016	Oversupply
6/25/2022 18:20	0:02	KWPPI	0.01973	15.03120	Oversupply
6/25/2022 18:58	0:31	KWPPI	1.39066	20.29442	Oversupply
6/25/2022 20:30	0:08	KWPPI	0.09507	20.35130	Oversupply
6/25/2022 20:39	0:02	KWPPI	0.00498	20.18863	Oversupply
6/25/2022 20:47	0:33	KWPPI	2.97197	20.95107	Oversupply
6/25/2022 22:37	3:25	KWPPI	23.08090	20.80138	Oversupply
6/25/2022 23:46	0:01	AWE	0.00167	0.10000	Oversupply
6/25/2022 23:52	0:01	AWE	0.00167	0.10000	Oversupply
6/26/2022 2:16	0:01	KWPPI	0.00063	19.84334	Oversupply
6/26/2022 2:27	1:02	KWPPI	3.70964	19.42220	Oversupply
6/26/2022 3:31	1:12	KWPPI	3.80979	17.94324	Oversupply
6/26/2022 4:44	0:01	KWPPI	0.00406	12.23194	Oversupply
6/26/2022 5:38	2:27	KWPPI	12.06908	18.79349	Oversupply
6/26/2022 8:18	4:09	KWPPI	42.68757	20.71755	Oversupply
6/26/2022 9:40	0:11	17-2	0.05048	0.29600	Oversupply
6/26/2022 9:40	0:02	SSA2	0.01749	0.52200	Oversupply
6/26/2022 9:41	0:02	SSA3	0.02502	1.56800	Oversupply
6/26/2022 9:42	0:02	SSA2	0.01764	0.58400	Oversupply
6/26/2022 9:43	0:02	SSA3	0.02369	1.46700	Oversupply
6/26/2022 9:44	0:02	SSA2	0.01957	1.39400	Oversupply
6/26/2022 9:45	0:02	SSA3	0.02540	1.53600	Oversupply
6/26/2022 9:46	0:02	SSA2	0.01042	1.48300	Oversupply
6/26/2022 9:47	0:02	SSA3	0.02519	1.55400	Oversupply
6/26/2022 9:48	0:02	SSA2	0.01051	1.26100	Oversupply
6/26/2022 9:49	0:02	SSA3	0.02540	1.56500	Oversupply
6/26/2022 10:01	0:02	SSA3	0.02056	1.63800	Oversupply
6/26/2022 10:02	0:17	17-2	0.06952	0.29600	Oversupply
6/26/2022 10:03	0:02	SSA3	0.02056	1.67200	Oversupply
6/26/2022 10:04	0:02	SSA2	0.00359	0.31600	Oversupply
6/26/2022 10:05	0:02	SSA3	0.02073	1.64800	Oversupply
6/26/2022 10:06	0:02	SSA2	0.00362	0.29300	Oversupply
6/26/2022 10:07	0:02	SSA3	0.02039	1.69800	Oversupply
6/26/2022 10:08	0:02	SSA2	0.00362	0.28500	Oversupply
6/26/2022 10:09	0:02	SSA3	0.02073	1.72000	Oversupply
6/26/2022 10:10	0:02	SSA2	0.00362	0.21200	Oversupply
6/26/2022 10:13	0:02	SSA3	0.03301	0.46200	Oversupply
6/26/2022 10:14	0:02	SSA2	-0.01040	0.50600	Oversupply
6/26/2022 10:15	0:02	SSA3	0.00830	0.46400	Oversupply
6/26/2022 10:16	0:02	SSA2	0.02200	0.66400	Oversupply
6/26/2022 10:17	0:02	SSA3	0.00830	0.47000	Oversupply



Maui Curtailment Report

June 2022

Start Date and Time	Duration (minutes)	IPP Curtailed	Estimated Curtailed MWH	Peak MW Curtailed	Reasons for Curtailment
6/26/2022 11:32	0:02	SSA3	0.02948	1.71400	Oversupply
6/26/2022 11:33	0:01	17-2	0.00493	0.29600	Oversupply
6/26/2022 11:34	0:02	SSA3	0.02948	2.19800	Oversupply
6/26/2022 11:35	0:04	17-2	0.01973	0.29600	Oversupply
6/26/2022 11:35	0:02	SSA2	0.04251	1.81600	Oversupply
6/26/2022 11:41	0:01	17-2	0.00493	0.29600	Oversupply
6/26/2022 11:42	0:02	SSA3	0.02948	1.15400	Oversupply
6/26/2022 11:43	0:04	17-2	0.01973	0.29600	Oversupply
6/26/2022 11:43	0:02	SSA2	0.04232	1.29500	Oversupply
6/26/2022 11:44	0:02	SSA3	0.04503	0.65800	Oversupply
6/26/2022 11:45	0:02	SSA2	0.04265	1.30400	Oversupply
6/26/2022 12:00	0:02	SSA3	0.01830	1.16100	Oversupply
6/26/2022 12:01	0:03	17-2	0.01312	0.29600	Oversupply
6/26/2022 13:22	0:02	KWPII	0.01985	7.09746	Oversupply
6/26/2022 13:26	0:14	KWPII	0.30570	7.70222	Oversupply
6/26/2022 13:58	0:01	KWPII	0.01485	7.66929	Oversupply
6/26/2022 14:00	0:01	KWPII	0.00526	5.24426	Oversupply
6/26/2022 14:04	0:01	KWPII	0.01329	5.83804	Oversupply
6/26/2022 14:07	0:04	KWPII	0.09372	9.03150	Oversupply
6/26/2022 14:16	0:01	KWPII	0.00768	8.88879	Oversupply
6/26/2022 14:18	0:20	KWPII	1.39094	8.54749	Oversupply
6/26/2022 14:40	0:01	KWPII	0.00259	4.83010	Oversupply
6/26/2022 23:19	4:44	KWPII	34.88411	16.52514	Oversupply
6/27/2022 3:43	0:01	AWE	0.00986	9.40000	Oversupply
6/27/2022 3:45	0:02	AWE	0.02636	9.20000	Oversupply
6/27/2022 3:48	0:02	AWE	0.00690	9.40000	Oversupply
6/27/2022 3:58	0:02	AWE	0.00433	9.00000	Oversupply
6/27/2022 4:06	0:01	KWPII	0.00321	9.50053	Oversupply
6/27/2022 4:23	0:08	AWE	0.19504	12.20000	Oversupply
6/27/2022 4:24	0:12	KWPII	0.45834	9.92167	Oversupply
6/27/2022 4:37	0:02	KWPII	0.00760	9.26801	Oversupply
6/27/2022 5:44	0:20	BS250	Data is not available	Data is not available	Oversupply
6/27/2022 6:19	0:02	SSA2	0.00081	0.04000	Oversupply
6/27/2022 6:20	0:01	BS250	Data is not available	Data is not available	Oversupply
6/27/2022 6:20	0:01	17-2	0.00025	0.02100	Oversupply
6/27/2022 6:24	0:06	BS250	Data is not available	Data is not available	Oversupply
6/27/2022 6:24	0:07	17-2	0.00292	0.03100	Oversupply
6/27/2022 6:24	0:04	SSA3	0.00398	0.03800	Oversupply
6/27/2022 6:25	0:04	SSA2	0.00161	0.02200	Oversupply
6/27/2022 6:28	0:02	SSA3	0.00171	-0.00300	Oversupply
6/27/2022 6:29	0:02	SSA2	0.00081	-0.00200	Oversupply
6/27/2022 6:58	0:02	SSA3	0.00732	0.08500	Oversupply
6/27/2022 6:59	0:02	BS250	Data is not available	Data is not available	Oversupply
6/27/2022 6:59	0:03	17-2	0.00148	0.04300	Oversupply
6/27/2022 7:00	0:02	SSA2	0.00916	0.00100	Oversupply
6/27/2022 7:05	8:13	17-2	2.90773	0.75000	Oversupply
6/27/2022 7:06	2:11	BS250	Data is not available	Data is not available	Oversupply
6/27/2022 7:06	2:11	SSA2	1.73108	0.00500	Oversupply
6/27/2022 7:06	2:11	SSA3	2.41212	-0.00100	Oversupply
6/27/2022 7:30	0:01	KWPII	0.00451	10.73501	Oversupply
6/27/2022 7:37	0:09	KWPII	0.24591	10.71604	Oversupply
6/27/2022 8:14	0:30	KWPII	1.81398	13.65203	Oversupply
6/27/2022 9:16	0:02	SSA2	0.01391	0.00000	Oversupply
6/27/2022 9:18	0:02	SSA3	0.05401	0.40000	Oversupply
6/27/2022 9:18	0:02	SSA2	0.01380	0.28700	Oversupply
6/27/2022 9:19	0:15	BS250	Data is not available	Data is not available	Oversupply
6/27/2022 9:20	0:14	SSA3	0.40925	0.00300	Oversupply
6/27/2022 9:20	5:04	SSA2	7.58658	0.00700	Oversupply
6/27/2022 9:34	0:02	SSA3	0.06899	-0.00500	Oversupply
6/27/2022 9:35	0:03	BS250	Data is not available	Data is not available	Oversupply
6/27/2022 9:36	0:02	SSA3	0.06899	-0.00500	Oversupply
6/27/2022 9:38	0:02	SSA3	0.06899	0.05200	Oversupply
6/27/2022 9:39	4:45	BS250	Data is not available	Data is not available	Oversupply
6/27/2022 9:40	4:45	SSA3	9.50643	0.02400	Oversupply
6/27/2022 10:55	0:03	AWE	0.02939	21.00000	Oversupply
6/27/2022 10:59	0:07	AWE	0.26718	21.00000	Oversupply
6/27/2022 11:30	1:31	AWE	8.99037	21.00000	Oversupply
6/27/2022 11:59	0:02	KWPII	0.00761	1.51290	Oversupply
6/27/2022 12:58	0:01	KWPII	0.00231	0.13872	Oversupply
6/27/2022 13:10	0:01	AWE	0.00974	21.00000	Oversupply
6/27/2022 14:24	0:02	SSA2	0.09006	0.11800	Oversupply
6/27/2022 14:25	0:02	SSA3	0.01715	0.40200	Oversupply
6/27/2022 14:26	0:02	SSA2	0.09006	0.02100	Oversupply



Maui Curtailment Report

June 2022

Start Date and Time	Duration (minutes)	IPP Curtailed	Estimated Curtailed MWH	Peak MW Curtailed	Reasons for Curtailment
6/27/2022 14:27	0:29	BS250	Data is not available	Data is not available	Oversupply
6/27/2022 14:27	0:28	SSA3	0.43848	-0.00100	Oversupply
6/27/2022 14:28	0:28	SSA2	0.99980	0.00200	Oversupply
6/27/2022 14:55	0:02	SSA3	0.02895	0.09100	Oversupply
6/27/2022 14:56	0:02	SSA2	0.06025	0.14800	Oversupply
6/27/2022 14:57	0:02	SSA3	0.02895	0.28500	Oversupply
6/27/2022 14:58	0:02	SSA2	0.05736	0.11500	Oversupply
6/27/2022 14:59	0:02	SSA3	0.03137	0.44900	Oversupply
6/27/2022 15:00	0:02	SSA2	0.07703	0.42300	Oversupply
6/27/2022 15:01	0:01	BS250	Data is not available	Data is not available	Oversupply
6/27/2022 15:01	0:02	SSA3	0.02031	0.08400	Oversupply
6/27/2022 15:02	0:02	SSA2	0.07640	0.75600	Oversupply
6/27/2022 15:03	0:02	SSA3	0.02048	0.03900	Oversupply
6/27/2022 15:04	0:02	SSA2	0.07703	0.11100	Oversupply
6/27/2022 15:05	0:02	SSA3	0.02048	0.13500	Oversupply
6/27/2022 15:06	0:11	BS250	Data is not available	Data is not available	Oversupply
6/27/2022 15:06	0:10	SSA2	0.37596	0.01600	Oversupply
6/27/2022 15:07	0:10	SSA3	0.08768	-0.00400	Oversupply
6/27/2022 15:16	0:02	SSA2	0.02736	0.01400	Oversupply
6/27/2022 16:03	0:02	SSA2	0.04280	1.53700	Oversupply
6/27/2022 16:04	0:26	17-2	0.16770	0.38700	Oversupply
6/27/2022 16:04	0:02	SSA3	0.02305	0.87700	Oversupply
6/27/2022 16:05	0:02	SSA2	0.04316	1.55600	Oversupply
6/27/2022 16:06	0:02	SSA3	0.02287	1.20200	Oversupply
6/27/2022 16:07	0:02	SSA2	0.04280	1.04500	Oversupply
6/27/2022 16:08	0:02	SSA3	0.02305	0.83600	Oversupply
6/27/2022 16:09	0:19	BS250	Data is not available	Data is not available	Oversupply
6/27/2022 16:09	0:18	SSA2	0.39802	0.02000	Oversupply
6/27/2022 16:10	0:16	SSA3	0.16135	-0.00400	Oversupply
6/27/2022 16:26	0:02	SSA3	0.01777	-0.00400	Oversupply
6/27/2022 16:27	0:02	SSA2	0.04438	0.00300	Oversupply
6/27/2022 16:28	0:02	SSA3	0.01303	0.49900	Oversupply
6/27/2022 16:30	0:02	SSA3	0.01374	1.07500	Oversupply
6/27/2022 16:31	0:01	17-2	0.00491	0.38700	Oversupply
6/27/2022 16:33	0:01	17-2	0.00326	0.38700	Oversupply
6/27/2022 16:35	0:02	SSA2	0.00850	0.82600	Oversupply
6/27/2022 16:36	0:01	17-2	0.00645	0.38700	Oversupply
6/28/2022 5:11	0:02	KWPPI	0.01572	8.24511	Oversupply
6/28/2022 5:14	0:04	KWPPI	0.03620	7.99262	Oversupply
6/28/2022 5:20	0:01	KWPPI	0.00055	8.45368	Oversupply
6/28/2022 5:23	0:10	KWPPI	0.23789	10.13723	Oversupply
6/28/2022 5:44	0:24	BS250	Data is not available	Data is not available	Oversupply
6/28/2022 6:33	1:01	BS250	Data is not available	Data is not available	Oversupply
6/28/2022 6:33	1:03	SSA3	0.44314	0.05900	Oversupply
6/28/2022 6:34	0:36	SSA2	0.08581	0.00300	Oversupply
6/28/2022 6:35	7:34	17-2	0.79801	0.31800	Oversupply
6/28/2022 6:56	0:06	KWPPI	0.25847	12.02835	Oversupply
6/28/2022 7:10	0:24	SSA2	0.10243	0.08400	Oversupply
6/28/2022 7:35	0:02	SSA3	0.02365	0.38100	Oversupply
6/28/2022 7:37	0:02	SSA3	0.02307	0.27700	Oversupply
6/28/2022 7:38	6:27	BS250	Data is not available	Data is not available	Oversupply
6/28/2022 7:38	6:26	SSA2	10.42130	0.00100	Oversupply
6/28/2022 7:39	6:24	SSA3	14.13860	0.00400	Oversupply
6/28/2022 8:56	0:18	AWE	0.53702	21.00000	Oversupply
6/28/2022 9:28	0:10	AWE	0.28389	21.00000	Oversupply
6/28/2022 9:48	0:01	KWPPI	0.00042	0.02495	Oversupply
6/28/2022 10:07	0:39	AWE	2.32892	21.00000	Oversupply
6/28/2022 10:31	0:31	KWPPI	0.90639	4.05369	Oversupply
6/28/2022 10:47	1:04	AWE	4.03123	21.00000	Oversupply
6/28/2022 11:21	0:03	KWPPI	0.02210	2.09471	Oversupply
6/28/2022 11:31	0:03	KWPPI	0.02124	3.59264	Oversupply
6/28/2022 11:48	0:14	KWPPI	0.67792	5.81908	Oversupply
6/28/2022 11:55	0:05	AWE	0.09322	21.00000	Oversupply
6/28/2022 12:03	0:01	KWPPI	0.00106	3.72237	Oversupply
6/28/2022 12:06	0:34	KWPPI	3.76670	12.38463	Oversupply
6/28/2022 12:09	0:39	AWE	2.18210	21.00000	Oversupply
6/28/2022 12:41	0:03	KWPPI	0.14238	10.59529	Oversupply
6/28/2022 12:58	0:02	AWE	0.00298	21.00000	Oversupply
6/28/2022 13:12	0:15	AWE	0.32621	21.00000	Oversupply
6/28/2022 14:04	0:02	SSA3	0.04499	-0.00100	Oversupply
6/28/2022 14:05	0:02	SSA2	0.05905	0.20600	Oversupply
6/28/2022 14:06	0:02	SSA3	0.04499	1.37500	Oversupply
6/28/2022 14:07	0:02	SSA2	0.05905	0.86600	Oversupply



Maui Curtailment Report

June 2022

Start Date and Time	Duration (minutes)	IPP Curtailed	Estimated Curtailed MWH	Peak MW Curtailed	Reasons for Curtailment
6/28/2022 14:10	0:13	17-2	0.02145	0.10800	Oversupply
6/28/2022 14:10	0:02	SSA3	0.04462	1.72800	Oversupply
6/28/2022 14:11	0:02	SSA2	0.05905	1.83600	Oversupply
6/28/2022 14:12	0:02	SSA3	0.04499	1.54700	Oversupply
6/28/2022 14:13	0:02	SSA2	0.05715	1.77900	Oversupply
6/28/2022 14:14	0:02	SSA3	0.03448	1.68000	Oversupply
6/28/2022 14:15	0:02	SSA2	0.03957	1.79200	Oversupply
6/28/2022 14:16	0:02	SSA3	0.02621	1.38800	Oversupply
6/28/2022 14:17	0:02	SSA2	0.03990	1.71900	Oversupply
6/28/2022 14:18	0:02	SSA3	0.02599	1.57200	Oversupply
6/28/2022 14:19	0:02	SSA2	0.03990	1.80900	Oversupply
6/28/2022 14:20	0:02	SSA3	0.02621	1.79500	Oversupply
6/28/2022 14:21	0:02	SSA2	0.03990	1.94200	Oversupply
6/28/2022 14:29	0:02	SSA2	0.05406	1.42300	Oversupply
6/28/2022 14:30	0:01	17-2	0.00180	0.10800	Oversupply
6/28/2022 14:46	0:10	SSA3	0.11891	0.66700	Oversupply
6/28/2022 14:47	0:09	BS250	Data is not available	Data is not available	Oversupply
6/28/2022 14:47	0:28	SSA2	0.72855	0.29400	Oversupply
6/28/2022 14:50	0:07	17-2	0.01260	0.10800	Oversupply
6/28/2022 14:58	0:17	BS250	Data is not available	Data is not available	Oversupply
6/28/2022 14:58	0:53	17-2	0.09540	0.10800	Oversupply
6/28/2022 14:58	0:16	SSA3	0.15662	0.01000	Oversupply
6/28/2022 15:15	0:02	SSA3	0.01371	0.08100	Oversupply
6/28/2022 15:15	0:02	SSA2	0.08156	0.48700	Oversupply
6/28/2022 15:17	0:02	SSA3	0.01371	0.16600	Oversupply
6/28/2022 15:17	0:02	SSA2	0.08292	1.05100	Oversupply
6/28/2022 15:19	0:02	SSA3	0.01371	0.07200	Oversupply
6/28/2022 15:19	0:04	SSA2	0.16381	0.27200	Oversupply
6/28/2022 15:20	0:03	BS250	Data is not available	Data is not available	Oversupply
6/28/2022 15:21	0:02	SSA3	0.01382	-0.00300	Oversupply
6/28/2022 15:23	0:02	SSA3	0.01371	0.17900	Oversupply
6/28/2022 15:23	0:02	SSA2	0.08224	-0.00300	Oversupply
6/28/2022 15:24	0:21	BS250	Data is not available	Data is not available	Oversupply
6/28/2022 15:25	0:20	SSA3	0.20009	0.02400	Oversupply
6/28/2022 15:25	0:18	SSA2	0.78398	-0.00300	Oversupply
6/28/2022 15:43	0:02	SSA2	0.08080	0.04500	Oversupply
6/28/2022 15:45	0:06	SSA2	0.17003	0.00900	Oversupply
6/28/2022 15:55	0:02	SSA3	0.00649	0.60400	Oversupply
6/28/2022 15:55	0:02	SSA2	0.05668	0.76600	Oversupply
6/28/2022 15:56	0:02	17-2	0.00360	0.10800	Oversupply
6/28/2022 16:00	0:01	17-2	0.00180	0.10800	Oversupply
6/28/2022 16:03	0:02	17-2	0.00346	0.10800	Oversupply
6/28/2022 16:03	0:02	SSA3	0.00721	0.57300	Oversupply
6/28/2022 16:03	0:02	SSA2	0.01447	0.76600	Oversupply
6/28/2022 16:09	0:02	SSA3	0.00709	0.56500	Oversupply
6/28/2022 16:09	0:02	SSA2	0.01423	0.50300	Oversupply
6/28/2022 16:10	0:01	BS250	Data is not available	Data is not available	Oversupply
6/28/2022 16:10	0:04	17-2	0.00720	0.10800	Oversupply
6/28/2022 16:11	0:02	SSA3	0.00721	0.34000	Oversupply
6/28/2022 16:11	0:02	SSA2	0.01435	0.37800	Oversupply
6/28/2022 16:15	0:08	17-2	0.01440	0.10800	Oversupply
6/28/2022 16:15	0:02	SSA3	0.01482	0.62800	Oversupply
6/28/2022 16:15	0:02	SSA2	0.00810	0.34800	Oversupply
6/28/2022 16:17	0:02	SSA3	0.01494	1.13100	Oversupply
6/28/2022 16:17	0:02	SSA2	0.00810	0.64800	Oversupply
6/28/2022 16:19	0:02	SSA3	0.01494	0.70500	Oversupply
6/28/2022 16:19	0:02	SSA2	0.00804	0.46200	Oversupply
6/28/2022 16:21	0:02	SSA3	0.01482	1.09300	Oversupply
6/28/2022 16:21	0:02	SSA2	0.00810	0.34700	Oversupply
6/28/2022 16:25	0:02	SSA2	0.00810	1.37700	Oversupply
6/28/2022 16:27	0:05	17-2	0.00900	0.10800	Oversupply
6/28/2022 16:27	0:02	SSA3	0.01494	1.00700	Oversupply
6/28/2022 16:27	0:02	SSA2	0.00810	1.31800	Oversupply
6/28/2022 16:29	0:02	SSA3	0.02357	0.99700	Oversupply
6/28/2022 16:29	0:02	SSA2	-0.00626	1.31400	Oversupply
6/28/2022 16:31	0:02	SSA2	0.01646	1.30600	Oversupply
6/28/2022 16:35	0:02	SSA3	0.01148	0.95700	Oversupply
6/28/2022 16:35	0:02	SSA2	0.01646	1.35900	Oversupply
6/28/2022 16:37	0:06	17-2	0.01080	0.10800	Oversupply
6/28/2022 16:37	0:02	SSA2	0.01646	1.30600	Oversupply
6/28/2022 16:39	0:02	SSA3	0.01148	0.93400	Oversupply
6/28/2022 16:40	0:02	SSA2	0.01646	1.34300	Oversupply
6/28/2022 16:41	0:02	SSA3	0.01138	0.93400	Oversupply



Maui Curtailment Report

June 2022

Start Date and Time	Duration (minutes)	IPP Curtailed	Estimated Curtailed MWH	Peak MW Curtailed	Reasons for Curtailment
6/28/2022 16:42	0:02	SSA2	0.01646	1.34900	Oversupply
6/28/2022 16:58	0:01	KWP1I	0.00118	0.07085	Oversupply
6/29/2022 5:44	0:25	BS250	Data is not available	Data is not available	Oversupply
6/29/2022 6:32	0:02	SSA3	0.00389	0.06000	Oversupply
6/29/2022 7:25	8:07	17-2	2.32028	0.53800	Oversupply
6/29/2022 7:25	0:02	SSA3	0.01109	0.38600	Oversupply
6/29/2022 7:25	0:02	SSA2	0.00727	0.20800	Oversupply
6/29/2022 7:27	0:15	BS250	Data is not available	Data is not available	Oversupply
6/29/2022 7:27	0:18	SSA3	0.20683	-0.00100	Oversupply
6/29/2022 7:27	0:18	SSA2	0.10384	0.00000	Oversupply
6/29/2022 7:43	6:15	BS250	Data is not available	Data is not available	Oversupply
6/29/2022 7:45	7:47	SSA2	12.10141	0.02500	Oversupply
6/29/2022 7:45	7:46	SSA3	16.37211	0.00000	Oversupply
6/29/2022 10:31	0:51	AWE	3.04345	21.00000	Oversupply
6/29/2022 10:48	0:01	KWP1I	0.00022	0.01297	Oversupply
6/29/2022 11:16	0:07	KWP1I	0.02691	0.55786	System Constraint
6/29/2022 11:23	0:04	AWE	0.03569	17.10000	Oversupply
6/29/2022 11:30	0:31	KWP1I	0.18967	0.92610	System Constraint
6/29/2022 11:33	0:08	AWE	0.11277	21.00000	Oversupply
6/29/2022 11:43	0:59	AWE	4.83974	20.50000	Oversupply
6/29/2022 12:43	0:02	AWE	0.01617	19.30000	Oversupply
6/29/2022 12:48	0:01	AWE	0.00580	19.20000	Oversupply
6/29/2022 12:53	0:32	AWE	1.49929	20.30000	Oversupply
6/29/2022 13:21	0:07	KWP1I	0.04359	0.70855	System Constraint
6/29/2022 13:26	0:01	AWE	0.00758	20.10000	Oversupply
6/29/2022 13:33	0:14	KWP1I	0.08977	0.97899	System Constraint
6/29/2022 13:38	0:02	AWE	0.01019	20.40000	Oversupply
6/29/2022 13:48	0:02	KWP1I	0.01085	0.89317	System Constraint
6/29/2022 13:51	0:02	KWP1I	0.00681	0.95904	System Constraint
6/29/2022 13:56	0:04	KWP1I	0.01891	1.26541	System Constraint
6/30/2022 0:18	0:04	17-2	0.01568	0.30900	Oversupply
6/30/2022 0:23	0:03	17-2	0.01011	0.30900	Oversupply
6/30/2022 0:28	5:19	17-2	1.59878	0.30900	Oversupply
6/30/2022 5:44	0:03	BS250	Data is not available	Data is not available	Oversupply
6/30/2022 5:50	0:01	BS250	Data is not available	Data is not available	Oversupply
6/30/2022 5:50	0:01	17-2	0.00505	0.30900	Oversupply
6/30/2022 7:53	0:02	SSA3	0.01376	0.65000	Oversupply
6/30/2022 7:54	0:09	17-2	0.03985	0.30900	Oversupply
6/30/2022 7:55	0:02	SSA3	0.01387	0.67200	Oversupply
6/30/2022 7:55	0:02	SSA2	0.01065	0.34300	Oversupply
6/30/2022 7:57	0:01	BS250	Data is not available	Data is not available	Oversupply
6/30/2022 7:57	0:02	SSA3	0.01387	0.10300	Oversupply
6/30/2022 7:57	0:02	SSA2	0.01065	0.00900	Oversupply
6/30/2022 7:59	0:02	SSA3	0.00991	0.55400	Oversupply
6/30/2022 8:00	0:02	SSA2	0.00816	0.40800	Oversupply
6/30/2022 8:01	0:02	SSA3	0.01132	0.69800	Oversupply
6/30/2022 8:02	0:02	SSA2	0.00810	0.42800	Oversupply
6/30/2022 8:27	0:01	17-2	0.00071	0.30900	Oversupply
6/30/2022 8:29	3:34	17-2	1.09348	0.30900	Oversupply
6/30/2022 8:29	0:02	SSA3	0.02884	0.83300	Oversupply
6/30/2022 8:30	0:02	SSA2	0.03073	0.67700	Oversupply
6/30/2022 8:31	0:02	SSA3	0.03805	0.84600	Oversupply
6/30/2022 8:32	0:02	SSA2	0.03023	0.70100	Oversupply
6/30/2022 8:33	0:02	SSA3	0.03836	0.58700	Oversupply
6/30/2022 8:34	0:02	SSA2	0.03048	0.54400	Oversupply
6/30/2022 8:35	0:01	BS250	Data is not available	Data is not available	Oversupply
6/30/2022 8:35	3:12	SSA3	6.67723	0.02600	Oversupply
6/30/2022 8:36	0:02	SSA2	0.03048	-0.00300	Oversupply
6/30/2022 8:37	3:11	BS250	Data is not available	Data is not available	Oversupply
6/30/2022 8:38	3:11	SSA2	6.43527	-0.00300	Oversupply
6/30/2022 10:45	0:04	AWE	0.05891	21.00000	Oversupply
6/30/2022 10:54	0:07	AWE	0.13073	21.00000	Oversupply
6/30/2022 11:08	0:13	AWE	0.54236	21.00000	Oversupply
6/30/2022 11:22	0:02	AWE	0.01715	21.00000	Oversupply
6/30/2022 11:25	0:01	AWE	0.00340	21.00000	Oversupply
6/30/2022 11:47	0:02	SSA3	0.04412	-0.00500	Oversupply
6/30/2022 11:49	0:02	SSA2	0.06578	0.14000	Oversupply
6/30/2022 11:49	0:02	SSA3	0.04485	0.55600	Oversupply
6/30/2022 11:51	0:02	SSA3	0.04375	2.03800	Oversupply
6/30/2022 11:55	0:02	SSA2	0.06633	1.70800	Oversupply
6/30/2022 11:55	0:02	SSA3	0.04412	0.85500	Oversupply
6/30/2022 11:57	0:02	SSA2	0.06633	1.78100	Oversupply
6/30/2022 11:57	0:02	SSA3	0.04375	1.51600	Oversupply



Maui Curtailment Report

June 2022

Start Date and Time	Duration (minutes)	IPP Curtailed	Estimated Curtailed MWH	Peak MW Curtailed	Reasons for Curtailment
6/30/2022 11:59	0:02	SSA2	0.05138	0.68100	Oversupply
6/30/2022 11:59	0:02	SSA3	0.03655	0.56000	Oversupply
6/30/2022 12:07	0:50	17-2	0.25218	0.30900	Oversupply
6/30/2022 12:07	0:02	SSA3	0.03192	2.11300	Oversupply
6/30/2022 12:09	0:02	SSA2	0.05011	1.86100	Oversupply
6/30/2022 12:10	0:02	SSA3	0.03192	2.13800	Oversupply
6/30/2022 12:11	0:02	SSA2	0.05053	1.57900	Oversupply
6/30/2022 12:12	0:02	SSA3	0.03166	1.83300	Oversupply
6/30/2022 12:13	0:02	SSA2	0.05791	0.58800	Oversupply
6/30/2022 12:14	0:02	SSA3	0.04708	0.31500	Oversupply
6/30/2022 12:15	0:08	SSA2	0.30148	0.32100	Oversupply
6/30/2022 12:16	0:06	BS250	Data is not available	Data is not available	Oversupply
6/30/2022 12:16	0:06	SSA3	0.25206	0.01300	Oversupply
6/30/2022 12:22	0:02	SSA3	0.08495	0.03600	Oversupply
6/30/2022 12:23	0:02	SSA2	0.07475	0.23300	Oversupply
6/30/2022 12:24	0:02	SSA3	0.08495	0.91200	Oversupply
6/30/2022 12:25	0:01	KWP/II	0.00499	0.29939	System Constraint
6/30/2022 12:25	0:02	SSA2	0.07537	0.69700	Oversupply
6/30/2022 12:26	0:02	SSA3	0.08355	0.38400	Oversupply
6/30/2022 12:27	0:02	SSA2	0.07537	0.52700	Oversupply
6/30/2022 12:28	0:02	KWP/II	0.00196	0.09181	System Constraint
6/30/2022 12:28	0:02	SSA3	0.08427	1.27700	Oversupply
6/30/2022 12:29	0:02	SSA2	0.08190	0.74900	Oversupply
6/30/2022 12:30	0:19	BS250	Data is not available	Data is not available	Oversupply
6/30/2022 12:30	0:20	SSA3	0.85216	0.05300	Oversupply
6/30/2022 12:31	0:18	SSA2	0.72463	-0.00300	Oversupply
6/30/2022 12:32	0:02	KWP/II	0.00890	0.42214	System Constraint
6/30/2022 12:40	0:05	KWP/II	0.06615	1.93404	System Constraint
6/30/2022 12:48	0:10	KWP/II	0.12020	1.91907	System Constraint
6/30/2022 12:49	0:02	SSA2	0.04606	0.30300	Oversupply
6/30/2022 12:50	0:02	SSA3	0.05693	0.53400	Oversupply
6/30/2022 12:51	0:02	SSA2	0.04683	0.48600	Oversupply
6/30/2022 12:52	0:02	SSA3	0.05693	0.59000	Oversupply
6/30/2022 12:53	0:02	SSA2	0.04645	0.57000	Oversupply
6/30/2022 12:54	0:02	SSA3	0.05693	1.53500	Oversupply
6/30/2022 12:55	0:02	SSA2	0.04645	0.55400	Oversupply
6/30/2022 12:58	0:01	17-2	0.00515	0.30900	Oversupply
6/30/2022 13:00	0:01	17-2	0.00515	0.30900	Oversupply
6/30/2022 13:03	0:02	SSA2	0.02973	1.75000	Oversupply
6/30/2022 13:04	0:07	17-2	0.03605	0.30900	Oversupply
6/30/2022 13:04	0:02	SSA3	0.04222	1.70900	Oversupply
6/30/2022 13:05	0:02	SSA2	0.03096	0.32800	Oversupply
6/30/2022 13:06	0:02	SSA3	0.04222	0.01400	Oversupply
6/30/2022 13:07	0:02	SSA2	0.02949	0.34600	Oversupply
6/30/2022 13:08	0:02	SSA3	0.04360	1.77900	Oversupply
6/30/2022 13:11	0:02	SSA2	0.02973	1.35300	Oversupply
6/30/2022 13:12	0:02	17-2	0.01030	0.30900	Oversupply
6/30/2022 13:12	0:02	SSA3	0.04153	1.91600	Oversupply
6/30/2022 13:57	0:06	17-2	0.02486	0.30900	Oversupply
6/30/2022 13:57	0:02	SSA3	0.01745	1.99500	Oversupply
6/30/2022 13:58	0:02	SSA2	0.03109	1.84700	Oversupply
6/30/2022 13:59	0:02	SSA3	0.01488	1.94500	Oversupply
6/30/2022 14:00	0:02	SSA2	0.03233	1.84700	Oversupply
6/30/2022 14:03	0:02	SSA3	0.02711	1.80800	Oversupply
6/30/2022 14:04	0:01	17-2	0.00515	0.30900	Oversupply
6/30/2022 14:05	0:02	SSA3	0.02689	1.75400	Oversupply
6/30/2022 14:06	0:03	17-2	0.01545	0.30900	Oversupply
6/30/2022 14:06	0:02	SSA2	0.03233	1.86000	Oversupply
6/30/2022 14:07	0:02	SSA3	0.02711	1.75800	Oversupply
6/30/2022 14:10	0:01	17-2	0.00253	0.30900	Oversupply
6/30/2022 14:13	0:01	KWP/II	0.00088	0.05289	System Constraint
6/30/2022 14:13	0:02	SSA3	0.02711	1.71700	Oversupply
6/30/2022 14:14	0:05	17-2	0.02575	0.30900	Oversupply
6/30/2022 14:14	0:02	SSA2	0.03891	1.21400	Oversupply
6/30/2022 14:15	0:02	SSA3	0.02470	1.72200	Oversupply
6/30/2022 14:16	0:02	SSA2	0.03387	1.64600	Oversupply
6/30/2022 14:17	0:02	SSA3	0.02490	1.58300	Oversupply
6/30/2022 14:18	0:02	SSA2	0.03416	1.50900	Oversupply
6/30/2022 14:26	0:45	17-2	0.22998	0.30900	Oversupply
6/30/2022 14:26	0:02	SSA2	0.03416	1.90500	Oversupply
6/30/2022 14:27	0:02	SSA3	0.02470	1.70300	Oversupply
6/30/2022 14:28	0:02	SSA2	0.03807	1.46200	Oversupply
6/30/2022 14:29	0:02	SSA3	0.04757	1.65900	Oversupply



Maui Curtailment Report

June 2022

Start Date and Time	Duration (minutes)	IPP Curtailed	Estimated Curtailed MWH	Peak MW Curtailed	Reasons for Curtailment
6/30/2022 14:30	0:02	SSA2	0.08033	1.22800	Oversupply
6/30/2022 14:31	0:02	SSA3	0.04841	0.71000	Oversupply
6/30/2022 14:32	0:02	SSA2	0.08033	1.05000	Oversupply
6/30/2022 14:33	0:02	SSA3	0.04881	0.55900	Oversupply
6/30/2022 14:34	0:01	BS250	Data is not available	Data is not available	Oversupply
6/30/2022 14:34	0:02	SSA2	0.08033	0.08000	Oversupply
6/30/2022 14:35	0:02	SSA3	0.04801	0.67300	Oversupply
6/30/2022 14:36	0:02	SSA2	0.08033	0.09900	Oversupply
6/30/2022 14:37	0:02	SSA3	0.04801	1.24700	Oversupply
6/30/2022 14:38	0:02	SSA2	0.07967	0.11500	Oversupply
6/30/2022 14:39	0:02	SSA3	0.04841	1.07400	Oversupply
6/30/2022 14:40	0:02	SSA2	0.08033	0.11800	Oversupply
6/30/2022 14:41	0:02	SSA3	0.04801	0.86400	Oversupply
6/30/2022 14:42	0:02	SSA2	0.08033	0.64200	Oversupply
6/30/2022 14:43	0:02	SSA3	0.05701	1.01400	Oversupply
6/30/2022 14:44	0:02	SSA2	0.08900	0.84300	Oversupply
6/30/2022 14:45	0:12	SSA3	0.42024	0.01200	Oversupply
6/30/2022 14:46	0:12	BS250	Data is not available	Data is not available	Oversupply
6/30/2022 14:46	0:12	SSA2	0.48158	0.01300	Oversupply
6/30/2022 14:57	0:02	SSA3	0.07014	0.15000	Oversupply
6/30/2022 14:58	0:02	SSA2	0.06811	0.08200	Oversupply
6/30/2022 14:59	0:02	SSA3	0.03161	0.29000	Oversupply
6/30/2022 15:00	0:02	SSA2	0.03740	0.53700	Oversupply
6/30/2022 15:01	0:02	SSA3	0.02553	0.90900	Oversupply
6/30/2022 15:02	0:02	SSA2	0.03771	1.02600	Oversupply
6/30/2022 15:03	0:02	SSA3	0.02616	1.39100	Oversupply
6/30/2022 15:04	0:02	SSA2	0.03709	1.62500	Oversupply
6/30/2022 15:06	0:02	SSA3	0.02532	1.47000	Oversupply
6/30/2022 15:06	0:02	SSA2	0.03740	1.71400	Oversupply
6/30/2022 15:08	0:02	SSA3	0.02574	1.45200	Oversupply
6/30/2022 15:08	0:02	SSA2	0.03709	1.64100	Oversupply
6/30/2022 15:12	0:01	17-2	0.00515	0.30900	Oversupply
6/30/2022 15:12	0:02	SSA3	0.02616	1.44900	Oversupply
6/30/2022 15:16	0:02	SSA2	0.02687	1.60100	Oversupply
6/30/2022 15:17	0:07	17-2	0.03605	0.30900	Oversupply
6/30/2022 15:18	0:02	SSA3	0.01703	1.41000	Oversupply
6/30/2022 15:18	0:02	SSA2	0.02687	1.61400	Oversupply
6/30/2022 15:20	0:02	SSA2	0.02665	1.63300	Oversupply
6/30/2022 15:22	0:02	SSA3	0.01718	1.40800	Oversupply
6/30/2022 15:22	0:02	SSA2	0.02687	1.57900	Oversupply
6/30/2022 22:48	1:12	17-2	0.36180	0.30900	Oversupply
Total Estimated Curtailed MWh			1,816.016		

Notes:

- Curtailment for Kaheawa Wind Power ("KWPP"), AAAAA Rent-A-Space Maui LTD ("5A"), Maui Solar, LLC (MS) fka Strategic Alliance Group ("SAG") fka Bioreal Solar, LLC ("BS"), Auwahi Wind Energy ("AWE"), Kaheawa Wind Power II ("KWPII") Bioreal Solar 250, LLC ("BS250"), Extra Spaces A ("ESA"), Extra Spaces B ("ESB"), SSA Solar of Hawaii 3 ("SSA3") fka South Maui Renewable Resources ("SMRR"), SSA Solar of HI 2 ("SSA2") fka Ku'ia Solar ("KS"), and Maui 17-2 ("17-2") may now be controlled by Maui Electric's Automatic Generation Control System ("AGC") or a Maui Electric operator-entered curtailment limit. The AGC curtailment control automatically calculates the amount of Maximum Allowable Variable Generation ("MAVG") that Maui Electric can accept into the Maui system, based on the system current available variable generation ("CAVG"), regulating reserve down requirement ("RRDR"), and available regulating reserve down ("ARRD"). Thus, the AGC MAVG - calculated is equal to CAVG less (RRDR less ARRD). Additionally, the AGC curtailment control allows the Maui Electric operator to enter an AGC MAVG value. The AGC curtailment control will employ the lesser of the AGC MAVG - calculated and AGC MAVG entered values in the control logic.
- Curtailment signals sent to 5A, MS (fka SAG fka BS), BS250, ESA, ESB, SSA3 (fka SMRR), SSA2 (fka KS) and 17-2 during nighttime hours only are not recorded as curtailment events because no energy generation is possible during that time.
- The curtailment reasons have been modified to oversupply, system constraints, and facility requested, to provide continuity with HPUC Docket No. 2013-0141 Decoupling for HECO companies metrics.
- Facility Requested curtailment includes but is not limited to conditions that are attributed to IPPs such as communication problems and curtailment control testing.
- The data to calculate the Estimated Curtailed MWH and Peak MW Curtailed is not provided by 5A, MS, BS 250, ESA, and ESB.
- The Estimated Curtailed MWH and Peak MW Curtailed are calculated with information estimated or provided by AWE, KWPP, KWPII, SSA 2 (fka KS), SSA 3 (fka SMRR) and 17-2. Maui Electric does not make any representation as to its accuracy.
- ESA, and ESB facilities were offline for the month because of Seller equipment problems.



Lanai Curtailment Report

June 2022

Start Date and Time	Duration (h:mm)	IPP Curtailed	Estimated MWh Curtailed	Peak MW Curtailed	Reasons for Curtailment
No curtailment for June 2022					
Notes:					
On June 27, 2012, Maui Electric notified Lanai Sustainability Research (LSR) that although LSR has not operated in compliance with the revised ramp rate of 360 kW/minute, Maui Electric would conditionally allow LSR to operate at the allowed capacity of 1.2 MW while the Maui Electric-Lanai Diesel Operator was in the control room.					
LSR possible output data is not available. Therefore, Maui Electric assumes LSR is curtailed if the LSR curtailment set point is less than 1,200 kW and LSR's output is within 70 kW of the curtailment set point.					
The curtailment reasons have been modified to oversupply, system constraints, and facility requested, to provide continuity with HPUC Docket No. 2013-0141 Decoupling for HECO companies' metrics.					
Facility Requested curtailment includes but is not limited to conditions that are attributed to IPPs such as communication problems and curtailment control testing.					

SERVICE LIST
(Docket No. 2011-0206)

DEAN NISHINA
EXECUTIVE DIRECTOR
DEPARTMENT OF COMMERCE AND CONSUMER AFFAIRS
DIVISION OF CONSUMER ADVOCACY
P.O. Box 541
Honolulu, HI 96809

1 Copy
Electronically Transmitted

GREGG J. KINKLEY, ESQ.
DEPARTMENT OF THE ATTORNEY GENERAL
425 Queen Street
Honolulu, Hawaii 96813
Counsel for DBEDT

1 Copy
Electronically Transmitted

DANIEL W.S. LAWRENCE, ESQ.
DEPARTMENT OF THE CORPORATION COUNSEL
CITY AND COUNTY OF HONOLULU
530 S. King Street, Room 110
Honolulu, HI 96813
Counsel for the CITY AND COUNTY OF HONOLULU

1 Copy
Electronically Transmitted

JOSEPH K. KAMELAMELA
ANGELIC M. HO
DEPARTMENT OF THE CORPORATION COUNSEL
COUNTY OF HAWAII
101 Aupuni Street, Suite 325
Hilo, HI 96720
Counsel for the COUNTY OF HAWAII

1 Copy
Electronically Transmitted

HENRY Q CURTIS
VICE PRESIDENT FOR CONSUMER ISSUES
LIFE OF THE LAND
P.O. Box 37158
Honolulu, HI 96837-0158

1 Copy
Electronically Transmitted

MELISSA MIYASHIRO (9360)
CHIEF OF STAFF
BLUE PLANET FOUNDATION
55 Merchant Street, 17th Floor
Honolulu, HI 96813

1 Copy
Electronically Transmitted

SERVICE LIST
(Docket No. 2011-0206)

ISAAC MORIWAKE, ESQ.
DAVID HENKIN, ESQ.
EARTHJUSTICE
850 Richards Street, Suite 400
Honolulu, HI 96813-4501
Counsel for HAWAII SOLAR ENERGY ASSOCIATION

1 Copy
Electronically Transmitted

RICK REED
DIRECTOR
HAWAII SOLAR ENERGY ASSOCIATION
761 Ahua Street
Honolulu, HI 96819

1 Copy
Electronically Transmitted

KENT D. MORIHARA, ESQ.
KRIS N. NAKAGAWA, ESQ.
LAUREN M. IMADA-LEE, ESQ.
TANYA M. FERNANDES, ESQ.
MoriHara Lau & Fong LLP
841 Bishop Street, Suite 400
Honolulu, Hawaii 96813
Counsel for KAUAI ISLAND UTILITY COOPERATIVE

1 Copy
Electronically Transmitted

ERIK W. KVAM
CHIEF EXECUTIVE OFFICER
ZERO EMISSIONS LEASING LLC
4188-4 Keanu Street
Honolulu, HI 96816

1 Copy
Electronically Transmitted

SANDRA-ANN Y.H. WONG, ESQ.
ATTORNEY AT LAW, A LAW CORPORATION
1050 Bishop Street, #514
Honolulu, HI 96813
Counsel for TAWHIRI POWER LLC

1 Copy
Electronically Transmitted

RILEY SAITO
73-1294 Awakea Street
Kailua-Kona, HI 96740
For SOLAR ENERGY INDUSTRIES ASSOCIATION

1 Copy
Electronically Transmitted

DEAN T. YAMAMOTO, ESQ.
YAMAMOTO & SETTLE
1100 Alakea Street, Suite 3100
Honolulu, HI 96813
Counsel for CASTLE & COOKE HOMES HAWAII, INC.,
CASTLE & COOKE RESORTS, LLC and
LANAI SUSTAINABILITY RESEARCH, LLC

1 Copy
Electronically Transmitted

SERVICE LIST
(Docket No. 2011-0206)

MICHAEL J. HOPPER, ESQ. DEPUTY CORPORATION COUNSEL DEPARTMENT OF THE CORPORATION COUNSEL COUNTY OF MAUI 200 S. High Street Wailuku, HI 96793 Counsel for the COUNTY OF MAUI	1 Copy Electronically Transmitted
CURTIS SEYMOUR SENIOR MANAGER, GOVERNMENT AFFAIRS SUN EDISON LLC 600 Clipper Drive Belmont, CA 94002	1 Copy Electronically Transmitted
MONA W. CLARK, ESQ. OFFICE OF THE COUNTY ATTORNEY COUNTY OF KAUAI 4444 Rice Street, Suite 200 Lihue, HI 96766-1300	1 Copy Electronically Transmitted
BRADLEY ALBERT PRESIDENT HAWAII PV COALITION P.O. Box 81501 Haiku, HI 96708	1 Copy Electronically Transmitted
HILTON H. UNEMORI ECM, INC. 130 N. Market Street Wailuku, HI 96793-1716 For SOUTH MAUI RENEWABLE RESOURCES, LLC	1 Copy Electronically Transmitted
SKY STANFIELD SHUTE, MIHALY & WEINBERGER LLP 396 Hayes Street San Francisco, CA 94102 For the INTERSTATE RENEWABLE ENERGY COUNCIL	1 Copy Electronically Transmitted
PETE COOPER SOLARCITY CORPORATION REGIONAL DIRECTOR, HAWAII 599 Kahelu Street Mililani, HI 96789	1 Copy Electronically Transmitted

SERVICE LIST
(Docket No. 2011-0206)

ALISON SILVERSTEIN
19213 Luedtke Lane
Pflugerville, TX 78660

1 Copy
Electronically Transmitted

BRENDAN KIRBY
12011 SW Pineapple Court
Palm City, FL 34990

1 Copy
Electronically Transmitted

Chun, Marisa

From: puc@hawaii.gov
Sent: Monday, July 25, 2022 11:20 AM
To: Chun, Marisa
Subject: Hawaii PUC eFiling Confirmation of Filing

[This email is coming from an EXTERNAL source. Please use caution when opening attachments or links in suspicious email.]

Your eFile document has been filed with the Hawaii Public Utilities commission on 2022 Jul 25 AM 11:15. The mere fact of filing shall not waive any failure to comply with Hawaii Administrative Rules Chapter 6-61, Rules of Practice and Procedure Before the Public Utilities Commission, or any other application requirements. Your confirmation number is MARI22111502606. If you have received this email in error please notify the Hawaii Public Utilities Commission by phone at 808 586-2020 or email at hawaii.puc@hawaii.gov.