



April 24, 2020

The Honorable Chair and Members
of the Hawai'i Public Utilities Commission
Kekuanao'a Building, First Floor
465 South King Street
Honolulu, Hawai'i 96813

Dear Commissioners:

Subject: Docket No. 2011-0206
Reliability Standards Working Group
Monthly Report

In accordance with Ordering Paragraph 3 of Order No. 30371, filed May 4, 2012 in the subject proceeding, enclosed as Exhibit A is Hawaiian Electric's¹ monthly report for March 2020 on: (1) system frequency control performance during month; (2) significant system events during month; and (3) curtailment of non-dispatchable renewable resources.

Any party to this proceeding may obtain an electronic copy of this report by emailing Marisa Chun at marisa.chun@hawaiianelectric.com.

Sincerely,

/s/ Kevin M. Katsura

Kevin M. Katsura
Director, Regulatory Non-Rate Proceedings

Enclosures

c: Service List

¹ Hawaiian Electric Company, Inc., Maui Electric Company, Limited, and Hawai'i Electric Light Company, Inc. are each doing business as "Hawaiian Electric" and have jointly registered "Hawaiian Electric" as a trade name with the State of Hawai'i Department of Commerce and Consumer Affairs, as evidenced by Certificate of Registration No. 4235929, dated December 20, 2019.

The Commission's Order No. 30371 (Docket No 2011-0206 – Relating To Various Matters in RSWG Process), filed May 4, 2012, ordered the following information for each island grid:

- (1) System frequency control performance during month:
 - a) Frequency duration plot based on the highest resolution SCADA data available for the month detailing how many seconds each power system operated at frequencies above 60 hertz and at frequencies below 60 Hz.
 - b) Tabulation of the number, magnitude and duration of frequency excursions (high and low) outside normal frequency control range (59.95 to 60.05 Hz).

The following provides information with respect to items 1a) through 1b) – (all statements are current as of the month ending March 31, 2020):

1a) Frequency duration plot based on the highest resolution SCADA data available for the month detailing how many seconds each power system operated at frequencies above 60 hertz and at frequencies below 60 Hz:

The frequency duration plots for Hawaiian Electric Company, Inc., Maui Electric Company, Limited (Maui Division) and Hawai'i Electric Light Company, Inc. based on two-second data are provided in Attachment 1, and the enclosed Excel files. Refer to the electronic files for the individual data points because the information is voluminous and does not translate well to a hard copy.

1b) Tabulation of the number, magnitude and duration of frequency excursions (high and low) outside normal frequency control range (59.95 to 60.05 Hz):

Tabulation of the number, magnitude and duration of frequency excursions outside of the frequency range of 59.95 Hz to 60.05 Hz for Hawaiian Electric Company, Inc., Maui Electric Company, Limited (Maui Division) and Hawai'i Electric Light Company, Inc are provided in Attachment 2, and the enclosed Excel files. Refer to the electronic files for the individual data points because the information is voluminous and does not translate well to a hard copy.

- (2) Significant system events during month:
 - a) Tabulation of contingency reserve activations including date and time, MW magnitude, duration, and triggering event.
 - b) Tabulation of under frequency load shed activations including date and time, triggering frequency, MW magnitude, duration, and triggering event.
 - c) Tabulation of demand response activations for system events, including date and time, MW magnitude, duration, and triggering event, (excluding demand response utilization for unit commitment deferral or system operations economics.)

The following provides information with respect to items 2a) through 2c) – (all statements are current as of the month ending March 31, 2020):

2a) Tabulation of contingency reserve activations including date and time, MW magnitude, duration, and triggering event:

Hawaiian Electric Company, Inc.'s contingency reserve activations are provided in Attachment 3. Maui Electric Company, Limited and Hawai'i Electric Light Company, Inc. do not operate with contingency reserve requirements. Therefore, Attachment 3 is not being provided for this reporting period.

2b) Tabulation of under frequency load shed activations including date and time, triggering frequency, MW magnitude, duration, and triggering event:

Hawaiian Electric Company, Inc. did not have any under frequency load shed activations in the month of March. Hawai'i Electric Light Company, Inc., and Maui Electric Company, Limited's under frequency load shed activations are provided in Attachment 4.

2c) Tabulation of demand response activations for system events, including date and time, MW magnitude, duration, and triggering event, (excluding demand response utilization for unit commitment deferral or system operations economics.)

Hawaiian Electric Company, Inc.'s demand response activations for system events are provided in Attachment 5. Hawai'i Electric Light Company, Inc. currently does not have a demand response program. Maui Electric Company, Limited has implemented the Fast Demand Response pilot program on a limited basis. Hawai'i Electric Light Company, Inc. plans to use the findings of Maui Electric Company, Limited's pilot program to help in the evaluation and development of future demand response programs. Maui Electric Company, Limited executes a weekly testing protocol which measures customer participation. This program is not currently used in response to actual system events. Therefore, Attachment 5 is not being provided for this reporting period.

- (3) Curtailment of non-dispatchable renewable resources:
- (a) Tabulation of each curtailment event for each resource including the starting date and time, duration, megawatt hours curtailed, peak MW curtailed, and reason for curtailment.
 - (b) Total MWh of non-dispatchable renewable resources curtailed for the month.

The following provides information with respect to items 3a) through 3b) – (all statements are current as of the month ending March 31, 2020):

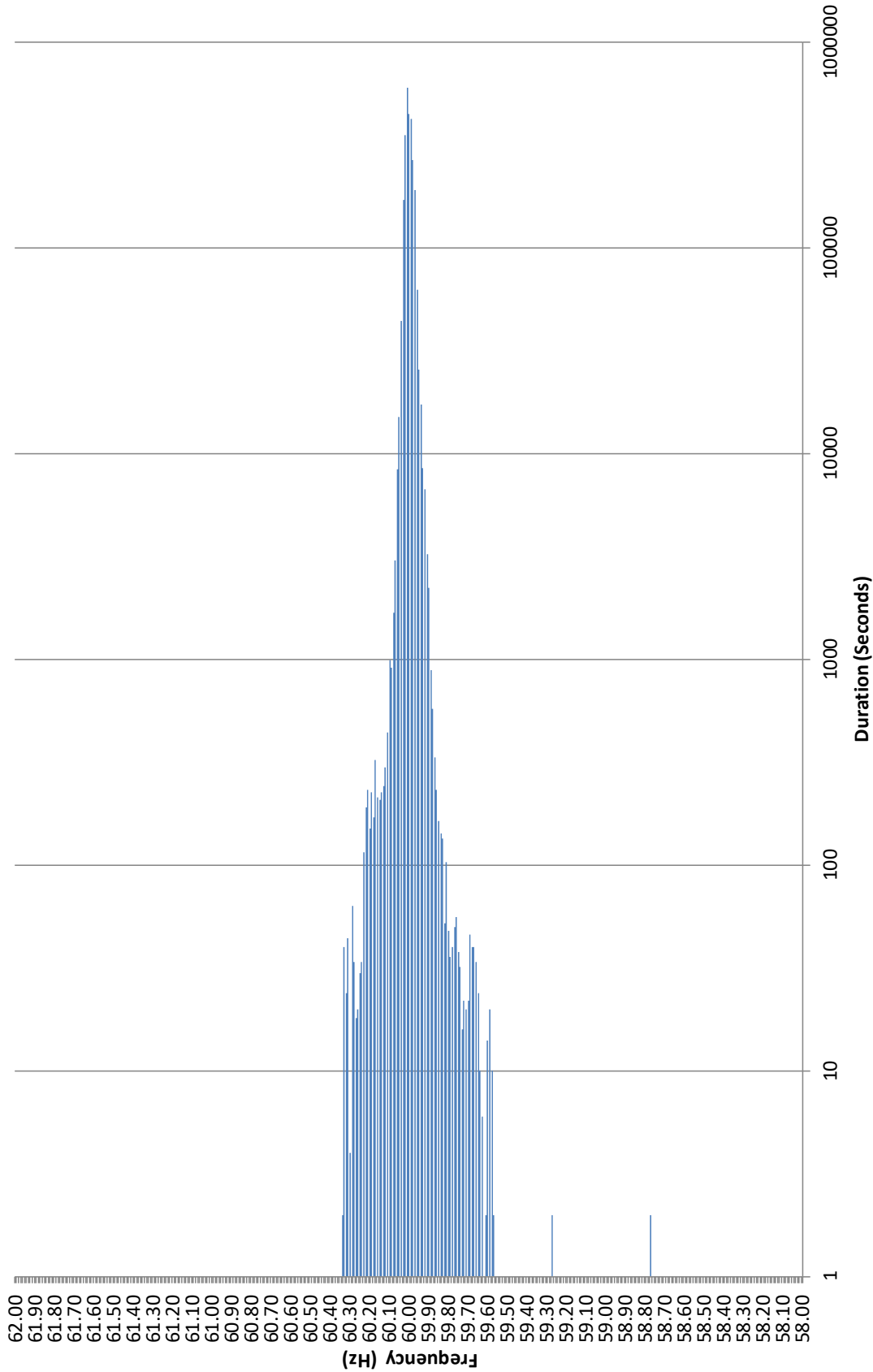
3a) Tabulation of each curtailment event for each resource including the starting date and time, duration, megawatt hours curtailed, peak MW curtailed, and reason for curtailment:

The tabulation of each curtailment event for each resource is provided in Attachment 6.

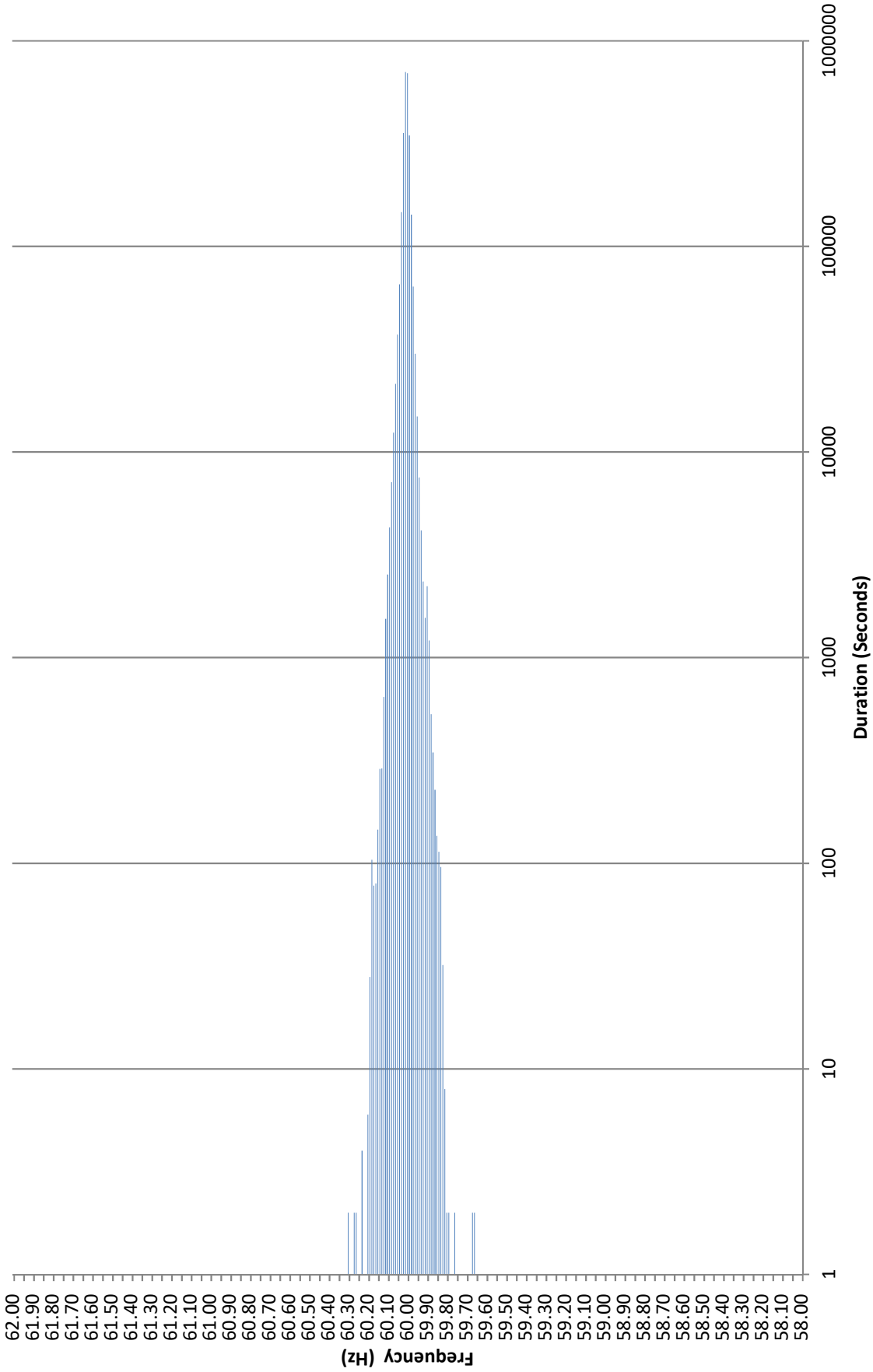
3b) Total MWh of non-dispatchable renewable resources curtailed for the month:

Curtailed MWh from non-dispatchable resources are difficult to determine due to the variability of the resource during curtailment periods. In some cases, the curtailed MWh estimates were provided by the IPPs under curtailment. The Company does not make any representations as to the accuracy of the curtailed MWh. The estimated MWh of non-dispatchable resources curtailed for the month are provided in Attachment 6, corresponding to each curtailment event.

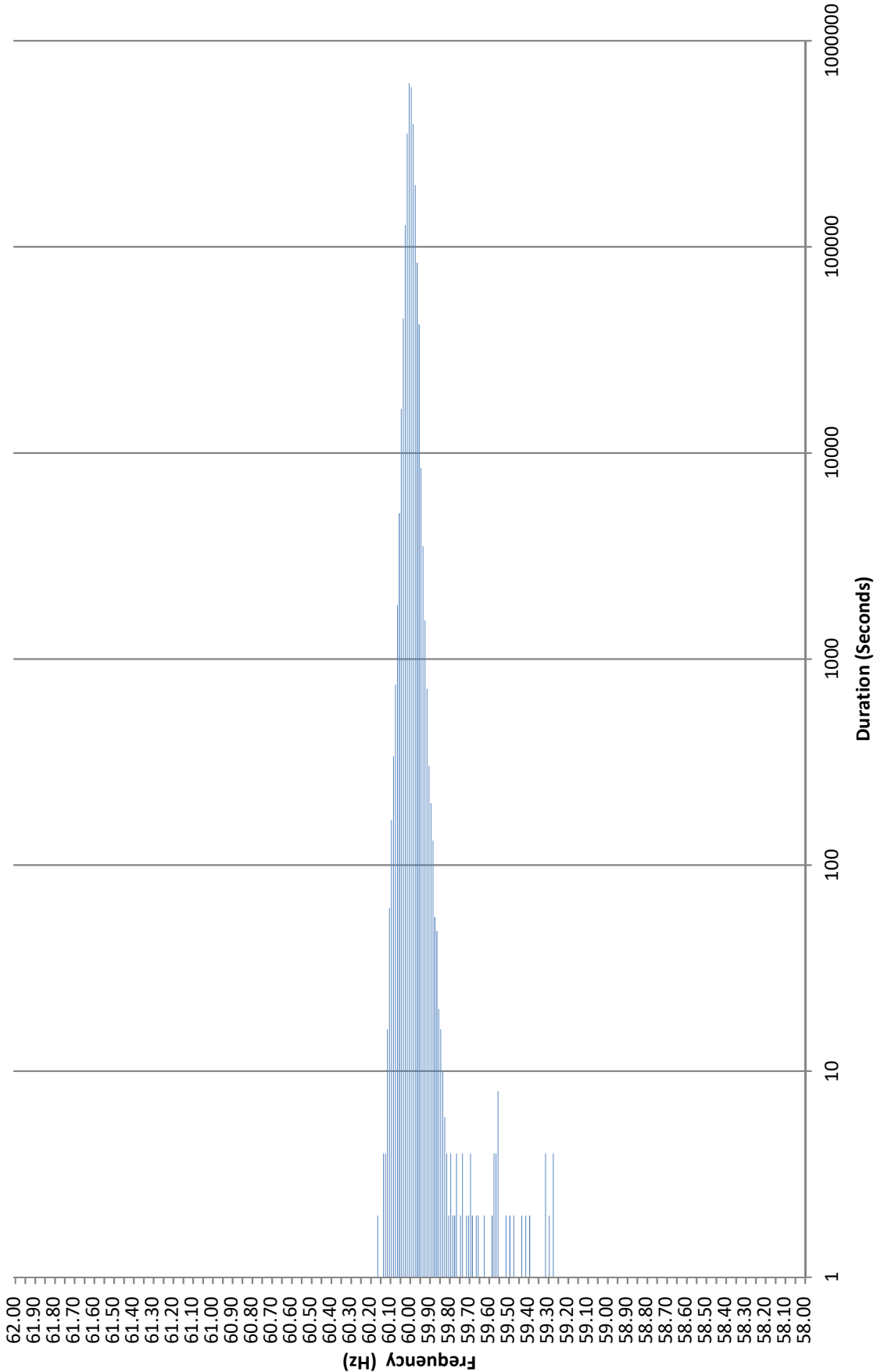
**Frequency Distribution Plot - Hawaiian Electric Company, Inc.
March 2020**



**Frequency Distribution Plot - Maui Electric Company, Ltd.
March 2020**



**Frequency Distribution Plot - Hawai'i Island Light Company, Inc.
March 2020**



Hawaiian Electric Company, Inc. Frequency Excursion Statistics March 2020		
Data Rounded to the nearest	<59.95 Hz	>60.05 Hz
Number of Excursions	3130	1457
Maximum Duration (sec)	1568	1826
Maximum Deviation (Hz)	58.771	60.339
Total Duration of Excursions (sec)	51068	23456

Maui Electric Company, Ltd. Frequency Excursion Statistics March 2020		
	<59.95 Hz	>60.05 Hz
Number of Excursions	3489	7342
Maximum Duration (sec)	536	948
Maximum Deviation (Hz)	59.659	60.303
Total Duration of Excursions (sec)	26702	66700

Hawai'i Electric Light Company, Inc. Frequency Excursion Statistics March 2020		
	<59.95 Hz	>60.05 Hz
Number of Excursions	6600	974
Maximum Duration (sec)	176	54
Maximum Deviation (Hz)	59.266	60.160
Total Duration of Excursions (sec)	36358	5070

HAWAIIAN ELECTRIC COMPANY, INC.
CONTINGENCY RESERVE ACTIVATION EVENTS
March 2020

Event #	Date & Time	Frequency (Hz)			Spinning Reserve Shortfall (MW)	Duration (HH:MM)	Description
		Prior to Event	Nadir	Trigger			
1	3/7/2020 8:49	60.01	59.66	NA	0	0:00	Kawaiiloa Wind Mauka tripped offline while generating ~35MW.
2	3/7/2020 8:49	60.01	59.66	NA	0	0:00	Kawaiiloa Solar Mauka tripped offline while generating ~0MW.
3	3/26/2020 9:47	59.81	59.59	NA	0	0:00	HRRV TG2 tripped offline while generating ~32MW.

HAWAII ELECTRIC LIGHT COMPANY, INC.
UNDERFREQUENCY LOAD SHEDDING EVENTS
March 2020

Event #	Date	Time	Frequency (Hz)			Load Shed (MW)	Duration (HH:MM)	Description
			Prior to Event	Nadir	Level UFLS Occurred			
1	3/18/2020	5:46 PM	59.99	59.27	59.5 (K)	8.03	0:27	Hamakua Energy's Unit 1 tripped offline unexpectedly while producing 21 MW.

Note: (ROCOF) is the Rate of Change of Frequency that operates when frequency change is greater than 2.0 Hz per second
(K) indicates "Kicker" (long time delay) stage operation.
59.50 Hz at 20-seconds
59.30 Hz at 10-seconds

HAWAIIAN ELECTRIC COMPANY, INC.
DEMAND RESPONSE EVENTS
March 2020

Event #	Date & Time	Frequency (Hz)			Load Shed (MW)	Duration (HH:MM)	Description
		Prior to Event	Nadir	Trigger			
1	3/7/2020 8:49	60.01	59.66	59.70	NA	0:00	Kawailoa Wind Mauka tripped offline while generating ~35MW. RDLC activated.
2	3/7/2020 8:49	60.01	59.66	59.70	NA	0:00	Kawailoa Solar Mauka tripped offline while generating ~0MW. RDLC activated.
3	3/26/2020 9:47	59.81	59.59	59.70	NA	0:00	HRRV TG2 tripped offline while generating ~32MW. RDLC activated.

Hawaiian Electric Company, Inc. Curtailment Report March 2020

Start Date/Time	Curtailment Set Point	MW output prior to start of curtailment	End Date/Time	MW output after curtailment released	Estimated MWh of curtailed energy during event (1)	IPP/Facility	Reason for Curtailment
03/02/20 05:45	0.0	14.10	03/02/20 06:03	0	*	KWF	System Constraints
03/02/20 05:48	0.0	0.10	03/02/20 06:08	0	*	KWMakai	System Constraints
03/02/20 05:50	0.0	0.00	03/02/20 06:06	0	*	KSMakai	System Constraints
03/02/20 06:12	0.0	0.00	03/02/20 16:22	0	*	KREP	System Constraints
03/02/20 14:43	0.0	4.50	03/02/20 15:31	0	*	KWMakai	System Constraints
03/02/20 14:44	0.0	5.60	03/02/20 15:32	0	*	KWF	System Constraints
03/02/20 14:46	0.0	0.00	03/02/20 15:25	0	*	KSMakai	System Constraints
03/02/20 18:09	25.0	0.00	03/02/20 20:18	0	*	KWMauka	System Constraints
03/02/20 20:18	25.0	0.00	03/03/20 19:55	0	*	KSMauka	Facility Requested
03/03/20 05:30	0.0	0.00	03/03/20 05:39	0	*	North	System Constraints
03/03/20 05:30	0.0	0.00	03/03/20 05:39	0	*	South	System Constraints
03/03/20 08:59	0.0	1.80	03/03/20 09:55	0	*	KWF	System Constraints
03/03/20 09:02	0.0	0.00	03/03/20 09:57	0	*	KWMakai	System Constraints
03/03/20 09:13	0.0	17.20	03/03/20 09:48	0	*	KSMakai	System Constraints
03/03/20 13:52	0.0	0.00	03/03/20 15:14	0	*	KWMakai	System Constraints
03/03/20 13:53	0.0	3.10	03/03/20 15:15	0	*	KWF	System Constraints
03/03/20 13:55	0.0	13.80	03/03/20 15:10	0	*	KSMakai	System Constraints
03/04/20 06:59	0.0	0.00	03/04/20 07:57	0	*	KREP	System Constraints
03/04/20 07:08	0.0	0.00	03/04/20 07:39	0	*	KWMakai	System Constraints
03/04/20 07:09	0.0	0.00	03/04/20 07:37	0	*	KSMakai	System Constraints
03/04/20 07:10	0.0	0.00	03/04/20 07:53	0	*	KWF	System Constraints
03/04/20 08:25	0.0	0.00	03/04/20 09:02	0	*	KWMauka	System Constraints
03/04/20 08:28	0.0	0.00	03/04/20 09:08	0	*	KSMauka	System Constraints
03/04/20 08:40	0.0	0.00	03/04/20 09:21	0	*	North	System Constraints
03/04/20 08:40	0.0	0.00	03/04/20 09:21	0	*	South	System Constraints
03/04/20 15:01	0.0	1.00	03/04/20 15:37	0	*	KWMakai	System Constraints
03/04/20 15:02	0.0	1.00	03/04/20 15:37	0	*	KWF	System Constraints
03/04/20 15:08	0.0	18.00	03/04/20 15:38	0	*	KSMakai	System Constraints
03/04/20 19:01	0.0	0.00	03/04/20 19:14	0	*	KREP	System Constraints
03/05/20 08:54	0.0	15.00	03/05/20 10:30	0	*	KWMakai	System Constraints
03/05/20 08:56	0.0	0.00	03/05/20 10:26	0	*	KSMakai	System Constraints
03/05/20 08:57	0.0	0.00	03/05/20 10:32	0	*	KWF	System Constraints
03/05/20 13:02	0.0	10.80	03/05/20 13:42	0	*	KWMakai	System Constraints
03/05/20 13:04	0.0	19.30	03/05/20 13:40	0	*	KSMakai	System Constraints
03/05/20 13:04	0.0	18.10	03/05/20 13:36	0	*	KWF	System Constraints
03/05/20 13:36	22.5	0.00	03/07/20 15:55	19.19	*	KWF	Facility Requested
03/07/20 13:31	0.0	0.00	03/07/20 20:25	0	*	KSMauka	Oversupply
03/07/20 13:36	0.0	0.00	03/07/20 14:48	0	*	KSMakai	Oversupply
03/07/20 13:41	0.0	0.00	03/07/20 14:30	0	*	Waipio	Oversupply
03/07/20 13:42	0.0	0.00	03/07/20 14:12	0	*	Lani	Oversupply
03/07/20 15:11	0.0	0.00	03/07/20 16:34	0	*	KWMauka	System Constraints
03/07/20 15:13	0.0	0.00	03/07/20 19:47	0	*	KSMauka	System Constraints
03/07/20 15:55	0.0	16.40	03/07/20 16:29	0	*	KWF	System Constraints
03/07/20 16:01	0.0	15.30	03/07/20 16:33	0	*	KWMakai	System Constraints
03/07/20 16:29	22.5	0.00	03/09/20 06:36	0	*	KWF	Facility Requested
03/09/20 06:23	0.0	0.00	03/09/20 06:56	0	*	KWMakai	System Constraints
03/09/20 06:36	0.0	10.50	03/09/20 07:03	0	*	KWF	System Constraints
03/09/20 07:03	22.5	0.00	03/09/20 15:53	6.36	*	KWF	Facility Requested
03/09/20 15:52	0.0	6.60	03/09/20 16:18	0	*	KWMakai	System Constraints
03/09/20 15:53	0.0	11.20	03/09/20 16:16	0	*	KWF	System Constraints
03/09/20 16:16	22.5	0.00	03/13/20 08:04	0	*	KWF	Facility Requested
03/09/20 22:24	0.0	0.00	03/09/20 22:29	0	*	KSMakai	System Constraints
03/13/20 08:04	0.0	0.00	03/13/20 11:36	0	*	KWF	Facility Requested
03/13/20 11:36	22.5	0.00	03/16/20 08:09	0	*	KWF	Facility Requested
03/14/20 07:02	0.0	0.10	03/14/20 15:46	0	*	Aloha1	System Constraints
03/14/20 07:03	0.0	0.00	03/14/20 07:12	0	*	Waianae	System Constraints
03/14/20 15:21	0.0	18.80	03/14/20 15:44	0	*	Waianae	System Constraints
03/16/20 08:06	0.0	2.80	03/16/20 09:26	0	*	KWMakai	System Constraints
03/16/20 08:09	0.0	0.00	03/16/20 09:23	0	*	KWF	System Constraints

Hawaiian Electric Company, Inc. Curtailment Report March 2020

Start Date/Time	Curtailment Set Point	MW output prior to start of curtailment	End Date/Time	MW output after curtailment released	Estimated MWh of curtailed energy during event (1)	IPP/Facility	Reason for Curtailment
03/16/20 08:27	0.0	0.00	03/16/20 09:29	0	*	KSMakai	System Constraints
03/16/20 09:23	22.5	0.00	03/16/20 15:27	0	*	KWF	Facility Requested
03/16/20 15:26	0.0	2.00	03/16/20 15:57	0	*	KWMakai	System Constraints
03/16/20 15:27	0.0	0.00	03/16/20 15:59	0	*	KWF	System Constraints
03/16/20 15:33	0.0	0.00	03/16/20 15:59	0	*	KSMakai	System Constraints
03/16/20 15:59	22.5	0.00	03/18/20 00:34	0	*	KWF	Facility Requested
03/18/20 00:30	0.0	0.00	03/18/20 01:29	0	*	KWMakai	System Constraints
03/18/20 00:30	0.0	5.90	03/18/20 01:29	0	*	KWMauka	System Constraints
03/18/20 00:34	0.0	0.00	03/18/20 08:40	0	*	KWF	System Constraints
03/18/20 07:00	0.0	0.00	03/18/20 08:28	0	*	KWMakai	System Constraints
03/18/20 07:02	0.0	0.00	03/18/20 08:13	0	*	KSMakai	System Constraints
03/18/20 08:41	22.5	0.00	03/18/20 08:45	0	*	KWF	Facility Requested
03/18/20 08:45	22.3	0.00	03/18/20 08:50	0	*	KWF	Facility Requested
03/18/20 08:50	30.0	0.00	03/18/20 09:01	0	*	KWF	Facility Requested
03/18/20 09:01	22.5	0.00	03/18/20 15:24	0.3	*	KWF	Facility Requested
03/18/20 15:24	0.0	0.00	03/18/20 16:14	0	*	KWF	System Constraints
03/18/20 15:27	0.0	9.00	03/18/20 16:13	0	*	KWMakai	System Constraints
03/18/20 15:30	0.0	1.00	03/18/20 16:15	0	*	KSMakai	System Constraints
03/18/20 16:14	22.5	0.00	03/20/20 07:12	0.31	*	KWF	Facility Requested
03/19/20 14:02	0.0	6.00	03/19/20 14:19	0	*	KSMauka	Facility Requested
03/20/20 06:59	0.0	2.30	03/20/20 08:41	0	*	KWMakai	System Constraints
03/20/20 07:01	0.0	0.50	03/20/20 08:47	0	*	KSMakai	System Constraints
03/20/20 07:12	0.0	0.10	03/20/20 08:49	0	*	KWF	System Constraints
03/20/20 08:49	22.5	0.00	03/20/20 14:36	0.04	*	KWF	Facility Requested
03/20/20 11:57	0.0	5.00	03/20/20 12:12	0	*	Lani	Facility Requested
03/20/20 13:38	0.0	36.00	03/20/20 14:15	0	*	Waipio	Facility Requested
03/20/20 14:34	0.0	2.00	03/20/20 15:29	0	*	KWMakai	System Constraints
03/20/20 14:35	0.0	20.00	03/20/20 15:30	0	*	KSMakai	System Constraints
03/20/20 14:36	0.0	1.00	03/20/20 15:33	0	*	KWF	System Constraints
03/20/20 15:33	22.5	0.00	03/23/20 06:21	12.76	*	KWF	Facility Requested
03/23/20 05:42	0.0	0.00	03/23/20 14:14	0	*	Waianae	System Constraints
03/23/20 05:52	0.0	0.00	03/23/20 06:03	0	*	Aloha1	System Constraints
03/23/20 06:21	0.0	12.76	03/23/20 07:46	0	*	KWF	System Constraints
03/23/20 06:29	0.0	4.60	03/23/20 07:42	0	*	KWMakai	System Constraints
03/23/20 06:34	0.0	0.05	03/23/20 07:40	0	*	KSMakai	System Constraints
03/23/20 07:46	22.5	0.00	03/23/20 14:36	17.02	*	KWF	Facility Requested
03/23/20 13:43	0.0	2.50	03/23/20 14:16	0	*	Aloha1	System Constraints
03/23/20 14:30	0.0	6.10	03/23/20 17:15	0	*	KWMakai	System Constraints
03/23/20 14:36	0.0	21.40	03/23/20 17:12	0	*	KWF	System Constraints
03/23/20 14:38	0.0	0.00	03/23/20 17:17	0	*	KSMakai	System Constraints
03/23/20 17:12	22.5	0.00	03/27/20 06:29	11.25	*	KWF	Facility Requested
03/26/20 08:40	0.0	8.00	03/26/20 08:50	0	*	Waipio	Facility Requested
03/27/20 06:29	0.0	3.10	03/27/20 07:56	0	*	KWF	System Constraints
03/27/20 06:36	0.0	1.50	03/27/20 07:58	0	*	KWMakai	System Constraints
03/27/20 06:40	0.0	0.00	03/27/20 07:43	0	*	KSMakai	System Constraints
03/27/20 07:56	22.5	0.00	03/27/20 16:30	21.85	*	KWF	Facility Requested
03/27/20 16:29	0.0	3.60	03/27/20 16:50	0	*	KWMakai	System Constraints
03/27/20 16:30	0.0	24.10	03/27/20 16:57	0	*	KWF	System Constraints
03/27/20 16:33	0.0	2.00	03/27/20 16:48	0	*	KSMakai	System Constraints
03/27/20 16:57	22.5	0.00	03/28/20 06:49	17.6	*	KWF	Facility Requested
03/28/20 06:46	0.0	11.70	03/28/20 07:06	0	*	KWMakai	System Constraints
03/28/20 06:48	0.0	0.00	03/28/20 07:05	0	*	KSMakai	System Constraints
03/28/20 06:49	0.0	17.60	03/28/20 07:18	0	*	KWF	System Constraints
03/28/20 07:18	22.5	0.00	03/28/20 13:26	11.85	*	KWF	Facility Requested
03/28/20 13:23	0.0	0.00	03/28/20 14:17	0	*	KWMakai	System Constraints
03/28/20 13:24	0.0	16.30	03/28/20 14:15	0	*	KSMakai	System Constraints
03/28/20 13:26	0.0	18.90	03/28/20 14:21	0	*	KWF	System Constraints
03/28/20 14:21	22.5	0.00	03/31/20 09:05	6.19	*	KWF	Facility Requested
03/31/20 09:05	15.0	7.00	03/31/20 11:23	0	*	KWF	Facility Requested

Aloha1 = Aloha Solar Energy Fund I
KLS2 = Kalaeloa Solar Two

Hawaiian Electric Company, Inc. Curtailment Report March 2020

Start Date/Time	Curtailment Set Point	MW output prior to start of curtailment	End Date/Time	MW output after curtailment released	Estimated MWh of curtailed energy during event (1)	IPP/Facility	Reason for Curtailment
-----------------	-----------------------	---	---------------	--------------------------------------	--	--------------	------------------------

KREP = Kalaeloa Renewable Energy Partners

KWF = Kahuku Wind Power

Lani = Lanikuhana Solar

KSMakai = Kawaioloa Solar Makai

KSMauka = Kawaioloa Solar Mauka

KWMakai = Kawaioloa Wind Makai

KWMauka = Kawaioloa Wind Mauka

North = Waihonu North

South = Waihonu South

Waianae = EE Waianae Solar Project

Waipio = Waipio PV

WestL = West Loch PV

(1) The estimated MWh of energy curtailed during the event is supplied by IPP, and HECO does not make any representations as to its accuracy.

* Data has not been provided by IPP.



Maui Curtailment Report

Start Date and Time	Duration (minutes)	IPP Curtailed	Estimated Curtailed MWH	Peak MW Curtailed	Reasons for Curtailment
3/1/2020 0:00	1:06	KWP11	10.60787	10.22904	Oversupply
3/1/2020 0:20	0:41	AWE	2.38781	20.70000	Oversupply
3/1/2020 1:08	0:05	KWP11	0.31303	10.22904	Oversupply
3/1/2020 1:17	5:23	KWP11	48.29371	10.22904	Oversupply
3/1/2020 1:27	3:44	AWE	32.058	20.800	Oversupply
3/1/2020 5:30	0:01	AWE	0.004924583	18.39999962	Oversupply
3/1/2020 5:32	0:01	AWE	0.006481743	18.89999962	Oversupply
3/1/2020 6:20	0:40	BS250	Data is not available	Data is not available	Oversupply
3/1/2020 8:30	0:01	SSA3	0.00900	0.48300	Oversupply
3/1/2020 8:31	0:01	SSA2	0.00956	0.44900	Oversupply
3/1/2020 8:31	0:11	SSA3	0.12500	0.04800	Oversupply
3/1/2020 8:32	0:11	BS250	Data is not available	Data is not available	Oversupply
3/1/2020 8:32	0:10	SSA2	0.11454	0.01300	Oversupply
3/1/2020 8:33	0:10	KWP11	0.53736	10.22904	Oversupply
3/1/2020 9:32	0:01	SSA3	0.00717	0.67200	Oversupply
3/1/2020 9:33	2:24	SSA3	5.42665	0.07000	Oversupply
3/1/2020 9:33	2:25	SSA2	3.83734	0.30300	Oversupply
3/1/2020 9:34	2:24	BS250	Data is not available	Data is not available	Oversupply
3/1/2020 9:34	2:25	KWP11	23.51471	10.22904	Oversupply
3/1/2020 9:40	2:15	AWE	22.35368729	21	Oversupply
3/1/2020 10:37	0:01	5A	Data not available	Data not available	Oversupply
3/1/2020 10:37	0:01	BS	Data not available	Data not available	Oversupply
3/1/2020 11:41	0:01	5A	Data not available	Data not available	Oversupply
3/1/2020 11:41	0:01	BS	Data not available	Data not available	Oversupply
3/1/2020 11:41	0:01	KWP	0.00264	23.76264	Oversupply
3/1/2020 11:57	0:01	SSA3	0.03621	-0.00400	Oversupply
3/1/2020 11:58	0:01	SSA3	0.03621	0.22200	Oversupply
3/1/2020 11:58	0:01	SSA2	0.02178	0.04400	Oversupply
3/1/2020 11:59	0:01	SSA3	0.03542	0.39000	Oversupply
3/1/2020 11:59	0:01	SSA2	0.02169	0.19200	Oversupply
3/1/2020 12:00	1:02	BS250	Data is not available	Data is not available	Oversupply
3/1/2020 12:00	0:04	SSA3	0.16287	0.37200	Oversupply
3/1/2020 12:00	0:04	SSA2	0.05356	0.34000	Oversupply
3/1/2020 12:01	0:04	KWP11	0.14591	8.73211	Oversupply
3/1/2020 12:03	0:01	SSA3	0.03286	0.00800	Oversupply
3/1/2020 12:04	0:01	SSA3	0.03357	0.04400	Oversupply
3/1/2020 12:05	0:01	SSA2	0.01071	-0.00100	Oversupply
3/1/2020 12:05	0:56	SSA3	2.04170	0.28700	Oversupply
3/1/2020 12:05	0:56	SSA2	0.83893	0.02100	Oversupply
3/1/2020 12:06	0:56	KWP11	5.19640	10.22904	Oversupply
3/1/2020 13:01	0:01	SSA3	0.00845	0.11700	Oversupply
3/1/2020 13:02	0:01	SSA2	0.01942	0.12300	Oversupply
3/1/2020 13:02	0:01	SSA3	0.00827	0.36800	Oversupply
3/1/2020 13:02	0:01	SSA2	0.01942	0.21700	Oversupply
3/1/2020 13:03	0:01	SSA3	0.00845	0.58700	Oversupply
3/1/2020 13:03	0:01	SSA2	0.01942	0.26600	Oversupply
3/1/2020 13:08	0:01	SSA3	0.00845	1.41200	Oversupply
3/1/2020 13:09	0:01	SSA2	0.01942	0.33000	Oversupply
3/1/2020 13:09	0:01	SSA3	0.00827	1.38300	Oversupply
3/1/2020 13:09	0:01	SSA2	0.01942	0.29700	Oversupply
3/1/2020 13:10	0:01	SSA3	0.00845	0.13600	Oversupply
3/1/2020 13:10	0:01	SSA2	0.01867	0.46200	Oversupply
3/1/2020 13:10	0:01	SSA3	0.00845	0.69200	Oversupply
3/1/2020 13:11	0:01	SSA2	0.01942	0.54300	Oversupply
3/1/2020 13:11	0:01	SSA3	0.00827	0.62600	Oversupply
3/1/2020 13:12	0:09	BS250	Data is not available	Data is not available	Oversupply
3/1/2020 13:12	0:09	SSA3	0.08932	0.02300	Oversupply
3/1/2020 13:12	0:09	SSA2	0.13219	0.36400	Oversupply
3/1/2020 13:13	0:08	KWP11	0.14644	10.22904	Oversupply
3/1/2020 13:20	0:01	SSA3	0.00743	0.09400	Oversupply
3/1/2020 13:21	0:01	SSA2	0.01055	-0.00100	Oversupply
3/1/2020 13:21	0:01	SSA3	0.00759	0.13500	Oversupply
3/1/2020 13:21	0:01	SSA2	0.01055	-0.00100	Oversupply
3/1/2020 13:22	0:01	SSA3	0.00759	0.13500	Oversupply
3/1/2020 13:22	0:01	SSA2	0.01055	-0.00100	Oversupply
3/1/2020 13:39	0:01	SSA3	-0.00112	0.88300	Oversupply
3/1/2020 13:41	0:01	SSA2	-0.00098	0.42900	Oversupply
3/1/2020 13:46	0:01	SSA3	0.00600	0.69200	Oversupply
3/1/2020 13:47	0:01	SSA3	0.00600	0.22100	Oversupply
3/1/2020 13:47	0:01	SSA3	0.00587	0.30800	Oversupply
3/1/2020 13:47	0:01	SSA2	0.01462	0.28300	Oversupply
3/1/2020 13:48	0:33	SSA3	0.49056	0.01700	Oversupply
3/1/2020 13:48	0:01	SSA2	0.01462	0.31100	Oversupply
3/1/2020 13:49	0:33	BS250	Data is not available	Data is not available	Oversupply
3/1/2020 13:49	0:31	SSA2	0.62685	0.26500	Oversupply



Maui Curtailment Report

Start Date and Time	Duration (minutes)	IPP Curtailed	Estimated Curtailed MWH	Peak MW Curtailed	Reasons for Curtailment
3/1/2020 13:50	0:31	KWPPII	4.26935	10.22904	Oversupply
3/1/2020 13:54	0:01	AWE	0.00237	20.20000	Oversupply
3/1/2020 13:56	0:01	AWE	0.00110	18.90000	Oversupply
3/1/2020 13:58	0:01	AWE	0.01673	19.10000	Oversupply
3/1/2020 14:00	0:01	AWE	0.02742	19.60000	Oversupply
3/1/2020 14:03	0:03	AWE	0.03983	20.50000	Oversupply
3/1/2020 14:07	0:11	AWE	0.60926	20.70000	Oversupply
3/1/2020 14:20	0:01	SSA2	0.02560	0.00100	Oversupply
3/1/2020 14:21	0:01	SSA2	0.02560	0.00600	Oversupply
3/1/2020 14:23	1:15	SSA3	2.88368	0.48700	Oversupply
3/1/2020 14:23	0:01	SSA2	0.02560	0.22700	Oversupply
3/1/2020 14:24	1:14	BS250	Data is not available	Data is not available	Oversupply
3/1/2020 14:24	1:15	KWPPII	12.22515	10.22904	Oversupply
3/1/2020 14:24	1:14	SSA2	2.04436	0.12100	Oversupply
3/1/2020 14:25	0:18	AWE	1.05741	20.90000	Oversupply
3/1/2020 14:46	0:49	AWE	4.18012	20.90000	Oversupply
3/1/2020 15:40	0:01	SSA2	0.02734	2.08400	Oversupply
3/1/2020 15:40	0:01	SSA3	0.02584	1.75200	Oversupply
3/1/2020 15:41	0:01	SSA3	0.02527	1.16200	Oversupply
3/1/2020 15:41	0:01	SSA2	0.02681769	1.337	Oversupply
3/1/2020 15:42	0:01	SSA3	0.02584	0.21000	Oversupply
3/1/2020 15:42	0:01	SSA2	0.027343527	0.243	Oversupply
3/1/2020 15:42	0:01	SSA3	0.02584	0.49600	Oversupply
3/1/2020 15:43	0:01	SSA2	0.027343528	0.402	Oversupply
3/1/2020 15:43	0:01	SSA3	0.02527	0.20000	Oversupply
3/1/2020 15:43	0:01	SSA2	0.027343528	0.4	Oversupply
3/1/2020 15:44	0:01	SSA3	0.02592	0.41700	Oversupply
3/1/2020 15:44	0:01	SSA2	0.02928	0.31700	Oversupply
3/1/2020 15:45	0:02	BS250	Data is not available	Data is not available	Oversupply
3/1/2020 15:45	0:01	SSA3	0.02337	0.02400	Oversupply
3/1/2020 15:45	0:01	SSA2	0.03487	0.10600	Oversupply
3/1/2020 15:45	0:02	SSA3	0.04779	0.00600	Oversupply
3/1/2020 15:46	0:01	SSA2	0.03487	0.02700	Oversupply
3/1/2020 15:47	0:01	KWPPII	0.00076	10.22904	Oversupply
3/1/2020 15:47	0:01	SSA3	0.02337	0.00300	Oversupply
3/1/2020 15:47	0:01	SSA2	0.03487	0.03300	Oversupply
3/1/2020 15:48	0:01	SSA3	0.02389	0.05900	Oversupply
3/1/2020 15:48	0:01	SSA2	0.03487	0.06300	Oversupply
3/1/2020 15:48	0:01	SSA3	0.02389	0.11500	Oversupply
3/1/2020 15:49	0:01	SSA2	0.035	0.113	Oversupply
3/1/2020 15:49	0:01	SSA3	0.02337	0.13900	Oversupply
3/1/2020 15:49	0:01	SSA2	0.03487	0.09800	Oversupply
3/1/2020 15:50	0:01	SSA3	0.02389	0.12400	Oversupply
3/1/2020 15:50	0:01	SSA2	0.034873592	0.143	Oversupply
3/1/2020 15:51	0:01	SSA3	0.02337	0.45000	Oversupply
3/1/2020 15:51	0:01	SSA2	0.03487	0.14900	Oversupply
3/1/2020 15:51	0:01	SSA3	0.02337	0.69500	Oversupply
3/1/2020 15:52	0:01	SSA2	0.03487	0.48200	Oversupply
3/1/2020 15:52	0:01	SSA3	0.02441	0.19100	Oversupply
3/1/2020 15:53	0:01	SSA2	0.035	0.802	Oversupply
3/1/2020 15:53	0:01	SSA3	0.02389	0.69800	Oversupply
3/1/2020 15:54	0:01	SSA3	0.02337	0.67800	Oversupply
3/1/2020 15:54	0:01	SSA2	0.03487	0.30600	Oversupply
3/1/2020 15:54	0:02	SSA3	0.07116	0.02600	Oversupply
3/1/2020 15:55	0:02	BS250	Data is not available	Data is not available	Oversupply
3/1/2020 15:55	0:03	SSA2	0.10328	0.11400	Oversupply
3/1/2020 15:56	0:01	KWPPII	0.01090	8.73211	Oversupply
3/1/2020 15:57	0:01	SSA3	0.02337	0.09700	Oversupply
3/1/2020 15:57	0:01	SSA2	0.03487	-0.00100	Oversupply
3/1/2020 15:57	0:01	SSA3	0.02389	0.11600	Oversupply
3/1/2020 15:58	0:01	SSA2	0.03487	-0.00100	Oversupply
3/1/2020 15:58	0:01	SSA3	0.02389	0.11400	Oversupply
3/1/2020 15:59	0:01	SSA2	0.02903	-0.00100	Oversupply
3/1/2020 19:59	0:08	KWPPII	0.82465	10.22904	Oversupply
3/1/2020 20:03	0:04	AWE	0.18882	18.00000	Oversupply
3/1/2020 23:49	0:08	KWPPII	0.24366	8.73211	Oversupply
3/2/2020 0:01	0:14	KWPPII	0.52123	8.73211	Oversupply
3/2/2020 0:18	0:26	KWPPII	1.00957	8.73211	Oversupply
3/2/2020 1:11	1:02	KWPPII	6.17265	8.73211	Oversupply
3/2/2020 1:51	0:13	AWE	0.57692	17.70000	Oversupply
3/2/2020 2:05	0:01	AWE	0.00338	10.40000	Oversupply
3/2/2020 2:08	0:01	AWE	0.00192	9.10000	Oversupply
3/2/2020 2:15	0:14	KWPPII	0.67119	7.23518	Oversupply
3/2/2020 3:08	0:01	AWE	0.00167	0.10000	Oversupply
3/2/2020 3:12	0:11	KWPPII	0.22145	7.23518	Oversupply



Maui Curtailment Report

Start Date and Time	Duration (minutes)	IPP Curtailed	Estimated Curtailed MWH	Peak MW Curtailed	Reasons for Curtailment
3/2/2020 3:25	0:10	KWP11	0.10406	7.23518	Oversupply
3/2/2020 7:41	0:01	SSA3	0.00132	0.48600	Oversupply
3/2/2020 7:42	0:01	SSA3	0.00130	0.50600	Oversupply
3/2/2020 7:42	0:01	SSA2	0.00046	0.14600	Oversupply
3/2/2020 7:43	0:01	SSA3	0.00130	0.26800	Oversupply
3/2/2020 7:43	0:01	SSA2	0.00045	0.15500	Oversupply
3/2/2020 7:44	0:01	SSA3	0.00132	0.02200	Oversupply
3/2/2020 7:44	0:01	SSA2	0.00060	0.04100	Oversupply
3/2/2020 7:48	0:01	SSA3	0.00528	0.59600	Oversupply
3/2/2020 7:49	0:01	SSA3	0.00528	0.60700	Oversupply
3/2/2020 7:50	0:01	SSA3	0.00528	0.15300	Oversupply
3/2/2020 7:50	0:01	SSA2	0.00291	0.20300	Oversupply
3/2/2020 7:51	0:01	BS250	Data is not available	Data is not available	Oversupply
3/2/2020 7:51	0:01	SSA3	0.00539	0.33900	Oversupply
3/2/2020 7:51	0:01	SSA2	0.00275	0.19700	Oversupply
3/2/2020 7:51	0:01	SSA3	0.00539	0.00700	Oversupply
3/2/2020 7:52	0:02	KWP11	0.01681	9.60332	Oversupply
3/2/2020 7:52	0:01	SSA2	0.00275	0.00500	Oversupply
3/2/2020 7:52	0:01	SSA3	0.00539	0.00500	Oversupply
3/2/2020 7:53	0:05	BS250	Data is not available	Data is not available	Oversupply
3/2/2020 7:53	0:01	SSA2	0.00275	0.00500	Oversupply
3/2/2020 7:53	0:01	SSA3	0.00528	0.10800	Oversupply
3/2/2020 7:53	0:01	SSA2	0.00286	0.00200	Oversupply
3/2/2020 7:54	0:01	SSA3	0.00516	0.02400	Oversupply
3/2/2020 7:54	0:03	SSA2	0.00820	0.12100	Oversupply
3/2/2020 7:54	0:03	SSA3	0.02122	0.01800	Oversupply
3/2/2020 7:55	0:04	KWP11	0.02674	10.13224	Oversupply
3/2/2020 7:57	0:01	SSA2	0.00275	0.01800	Oversupply
3/2/2020 7:58	0:01	SSA3	0.00516	0.01400	Oversupply
3/2/2020 7:58	0:01	SSA2	0.00281	0.00300	Oversupply
3/2/2020 8:01	0:01	SSA3	0.00120	0.39400	Oversupply
3/2/2020 8:02	0:01	SSA3	0.00117	0.80300	Oversupply
3/2/2020 8:03	0:01	SSA2	0.00098	0.23100	Oversupply
3/2/2020 8:31	0:01	SSA3	0.00852	1.10900	Oversupply
3/2/2020 8:31	0:01	SSA2	0.00277	0.30000	Oversupply
3/2/2020 8:31	0:01	SSA3	0.00890	0.07400	Oversupply
3/2/2020 8:32	0:07	BS250	Data is not available	Data is not available	Oversupply
3/2/2020 8:32	0:01	SSA2	0.00271	0.01300	Oversupply
3/2/2020 8:32	0:06	SSA3	0.07007	0.23300	Oversupply
3/2/2020 8:33	0:06	KWP11	0.11402	9.95760	Oversupply
3/2/2020 8:33	0:06	SSA2	0.01931	0.01000	Oversupply
3/2/2020 8:38	0:01	SSA3	0.00871	0.04600	Oversupply
3/2/2020 8:39	0:01	SSA2	0.00277	0.09800	Oversupply
3/2/2020 8:39	0:01	SSA3	0.00871	0.86900	Oversupply
3/2/2020 8:46	0:01	SSA3	0.00997	1.49000	Oversupply
3/2/2020 8:46	0:01	SSA2	0.00323	0.31600	Oversupply
3/2/2020 8:47	0:01	SSA3	0.01019	0.03000	Oversupply
3/2/2020 8:47	0:01	SSA2	0.00323	0.00900	Oversupply
3/2/2020 8:47	0:01	SSA3	0.01019	0.56100	Oversupply
3/2/2020 8:48	0:01	SSA2	0.00330	0.06100	Oversupply
3/2/2020 8:48	0:06	SSA3	0.08153	0.06000	Oversupply
3/2/2020 8:49	0:06	BS250	Data is not available	Data is not available	Oversupply
3/2/2020 8:49	0:06	KWP11	0.11777	10.00450	Oversupply
3/2/2020 8:49	0:06	SSA2	0.023	0.007	Oversupply
3/2/2020 8:54	0:01	SSA3	0.01019	0.55200	Oversupply
3/2/2020 8:55	0:01	SSA2	0.003170398	0.155	Oversupply
3/3/2020 10:09	0:01	SSA3	0.00306	2.47600	Oversupply
3/3/2020 10:10	0:01	SSA2	0.00302	2.23900	Oversupply
3/3/2020 10:11	0:01	SSA2	0.003	2.243	Oversupply
3/3/2020 10:11	0:01	SSA3	0.00306	2.48200	Oversupply
3/3/2020 10:12	0:01	SSA3	0.00313	2.37300	Oversupply
3/3/2020 10:12	0:01	SSA2	0.003019735	2.252	Oversupply
3/3/2020 10:12	0:01	SSA3	0.00313	0.07100	Oversupply
3/3/2020 10:13	0:01	SSA2	0.00320	0.09400	Oversupply
3/3/2020 10:13	0:01	SSA3	0.00306	0.88900	Oversupply
3/3/2020 10:14	0:01	SSA2	0.00308	1.13000	Oversupply
3/3/2020 10:14	0:01	SSA3	0.01100	2.11300	Oversupply
3/3/2020 10:14	0:01	SSA2	0.01723	0.35900	Oversupply
3/3/2020 10:15	0:01	SSA3	0.02271	1.38000	Oversupply
3/3/2020 10:15	0:01	SSA2	0.02242	1.73400	Oversupply
3/3/2020 10:16	0:01	SSA3	0.02221	1.26300	Oversupply
3/3/2020 10:16	0:01	SSA2	0.02242	1.29200	Oversupply
3/3/2020 10:16	0:01	SSA3	0.02271	1.36600	Oversupply
3/3/2020 10:17	0:01	SSA2	0.02242	0.71300	Oversupply
3/3/2020 10:17	0:01	SSA3	0.02271	0.55400	Oversupply



Maui Curtailment Report

Start Date and Time	Duration (minutes)	IPP Curtailed	Estimated Curtailed MWH	Peak MW Curtailed	Reasons for Curtailment
3/3/2020 10:18	0:01	SSA2	0.02242	0.96100	Oversupply
3/3/2020 10:18	0:01	SSA3	0.02271	1.17300	Oversupply
3/3/2020 10:19	0:01	SSA3	0.02369	0.41000	Oversupply
3/3/2020 10:19	0:01	SSA2	0.022	0.766	Oversupply
3/3/2020 10:19	0:01	SSA3	0.02221	0.45400	Oversupply
3/3/2020 10:20	0:01	SSA2	0.022422973	0.396	Oversupply
3/3/2020 10:20	0:01	SSA3	0.02271	0.93400	Oversupply
3/3/2020 10:20	0:01	SSA2	0.022	0.767	Oversupply
3/3/2020 10:21	0:01	SSA3	0.02271	0.96300	Oversupply
3/3/2020 10:21	0:01	SSA2	0.022422973	0.872	Oversupply
3/3/2020 10:22	0:01	SSA3	0.02221	0.77400	Oversupply
3/3/2020 10:22	0:01	SSA2	0.022422973	0.738	Oversupply
3/3/2020 10:22	0:01	SSA3	0.02271	0.71300	Oversupply
3/3/2020 10:23	0:01	SSA2	0.022422973	0.549	Oversupply
3/3/2020 10:23	0:01	SSA3	0.02271	0.88800	Oversupply
3/3/2020 10:24	0:01	SSA2	0.022422973	0.862	Oversupply
3/3/2020 10:24	0:01	SSA3	0.02221	0.89900	Oversupply
3/3/2020 10:25	0:01	SSA2	0.02156	1.03300	Oversupply
3/3/2020 10:25	0:01	SSA3	0.02271	1.60800	Oversupply
3/3/2020 10:26	0:01	SSA3	0.02221	0.77100	Oversupply
3/3/2020 10:26	0:01	SSA2	0.02242	0.90100	Oversupply
3/3/2020 10:26	0:01	SSA3	0.02271	0.60900	Oversupply
3/3/2020 10:26	0:01	SSA2	0.02242	0.17000	Oversupply
3/3/2020 10:27	0:01	SSA3	0.02271	0.17500	Oversupply
3/3/2020 10:27	0:01	SSA2	0.02242	0.56000	Oversupply
3/3/2020 10:28	0:01	SSA3	0.02221	0.07000	Oversupply
3/3/2020 10:28	0:01	SSA2	0.022422973	0.053	Oversupply
3/3/2020 10:29	0:03	AWE	0.00800	20.60000	Oversupply
3/3/2020 10:29	0:01	SSA3	0.02271	0.42500	Oversupply
3/3/2020 10:29	0:01	SSA2	0.023572973	0.122	Oversupply
3/3/2020 10:29	0:01	SSA3	0.02083	0.01600	Oversupply
3/3/2020 10:30	0:02	BS250	Data is not available	Data is not available	Oversupply
3/3/2020 10:30	0:01	SSA2	0.027181264	0.036	Oversupply
3/3/2020 10:30	0:02	SSA3	0.04457	0.02900	Oversupply
3/3/2020 10:31	0:01	SSA2	0.026135831	-0.001	Oversupply
3/3/2020 10:32	0:01	SSA2	0.027181263	-0.002	Oversupply
3/3/2020 10:32	0:01	SSA3	0.02253	0.37700	Oversupply
3/3/2020 10:32	0:01	SSA3	0.02204	0.24100	Oversupply
3/3/2020 10:32	0:01	SSA2	0.02718	-0.00200	Oversupply
3/3/2020 10:33	0:01	SSA3	0.02253	0.36400	Oversupply
3/3/2020 10:33	0:01	SSA2	0.02718	-0.00200	Oversupply
3/3/2020 10:34	0:01	SSA3	0.02253	0.60700	Oversupply
3/3/2020 10:34	0:01	SSA2	0.02666	-0.00200	Oversupply
3/3/2020 10:35	0:01	SSA3	0.02204	0.20800	Oversupply
3/3/2020 10:35	0:01	SSA2	0.02718	-0.00200	Oversupply
3/3/2020 10:35	0:01	SSA3	0.02253	0.91200	Oversupply
3/3/2020 10:36	0:01	SSA2	0.02718	0.07900	Oversupply
3/3/2020 10:36	0:01	SSA3	0.02204	1.20400	Oversupply
3/3/2020 10:37	0:01	SSA2	0.02718	0.33700	Oversupply
3/3/2020 10:37	0:01	SSA3	0.02253	1.98200	Oversupply
3/3/2020 10:38	0:01	SSA2	0.02718	0.67600	Oversupply
3/3/2020 10:38	0:01	SSA3	0.02253	1.79600	Oversupply
3/3/2020 10:38	0:01	SSA3	0.02204	1.23500	Oversupply
3/3/2020 10:39	0:01	SSA2	0.02770	1.44200	Oversupply
3/3/2020 10:39	0:01	SSA3	0.02302	1.65600	Oversupply
3/3/2020 10:39	0:01	SSA2	0.02666	1.40600	Oversupply
3/3/2020 10:40	0:01	SSA3	0.02302	0.71300	Oversupply
3/3/2020 10:40	0:01	SSA2	0.02718	0.23000	Oversupply
3/3/2020 10:41	0:01	SSA3	0.02204	0.62300	Oversupply
3/3/2020 10:41	0:01	SSA2	0.02718	0.54800	Oversupply
3/3/2020 10:42	0:01	SSA3	0.02253	1.43600	Oversupply
3/3/2020 10:42	0:01	SSA2	0.02718	1.50700	Oversupply
3/3/2020 10:42	0:01	SSA3	0.02253	1.71200	Oversupply
3/3/2020 10:43	0:01	SSA2	0.02718	0.75100	Oversupply
3/3/2020 10:43	0:02	SSA3	0.04490	1.89300	Oversupply
3/3/2020 10:44	0:01	SSA2	0.02704	1.76300	Oversupply
3/3/2020 10:45	0:01	SSA2	0.02619	1.29300	Oversupply
3/3/2020 10:45	0:01	SSA3	0.02668	2.28100	Oversupply
3/3/2020 10:45	0:01	SSA3	0.02610	2.20600	Oversupply
3/3/2020 10:45	0:01	SSA2	0.02724	2.55800	Oversupply
3/3/2020 10:46	0:01	SSA3	0.02668	1.85600	Oversupply
3/3/2020 10:46	0:01	SSA2	0.02724	1.54400	Oversupply
3/3/2020 10:47	0:01	SSA3	0.02668	2.15800	Oversupply
3/3/2020 10:47	0:01	SSA2	0.02724	1.58000	Oversupply
3/3/2020 10:48	0:01	SSA3	0.02610	1.66800	Oversupply



Maui Curtailment Report

Start Date and Time	Duration (minutes)	IPP Curtailed	Estimated Curtailed MWH	Peak MW Curtailed	Reasons for Curtailment
3/3/2020 10:48	0:01	SSA2	0.02724	1.94200	Oversupply
3/3/2020 10:48	0:01	SSA3	0.02668	2.48800	Oversupply
3/3/2020 10:49	0:01	SSA2	0.02724	1.96300	Oversupply
3/3/2020 10:49	0:01	SSA3	0.02668	0.48400	Oversupply
3/3/2020 10:50	0:01	SSA2	0.02724	1.31000	Oversupply
3/3/2020 10:50	0:01	SSA3	0.02610	1.17000	Oversupply
3/3/2020 10:51	0:01	SSA2	0.02619	0.31200	Oversupply
3/3/2020 10:51	0:20	SSA3	0.81716	0.33100	Oversupply
3/3/2020 10:51	0:18	SSA2	0.70863	0.03700	Oversupply
3/3/2020 10:52	0:19	BS250	Data is not available	Data is not available	Oversupply
3/3/2020 10:52	0:18	AWE	0.36865	18.80000	Oversupply
3/3/2020 11:10	0:01	SSA2	0.03913	0.00300	Oversupply
3/3/2020 11:10	0:01	SSA2	0.03913	0.14600	Oversupply
3/3/2020 11:11	0:01	SSA3	0.03555	0.01700	Oversupply
3/3/2020 11:11	0:01	AWE	0.00160	18.50000	Oversupply
3/3/2020 11:11	0:01	SSA3	0.03632	0.06800	Oversupply
3/3/2020 11:11	0:02	SSA2	0.07827	0.06700	Oversupply
3/3/2020 11:12	0:01	SSA3	0.03632	0.71100	Oversupply
3/3/2020 11:13	0:01	SSA3	0.03555	0.07400	Oversupply
3/3/2020 11:13	0:01	SSA2	0.03913	0.37800	Oversupply
3/3/2020 11:14	0:01	SSA3	0.03632	0.64300	Oversupply
3/3/2020 11:14	0:01	SSA2	0.03673	0.36700	Oversupply
3/3/2020 11:14	0:01	SSA3	0.03299	0.25200	Oversupply
3/3/2020 11:15	0:01	SSA2	0.03389	0.74400	Oversupply
3/3/2020 11:15	0:01	SSA3	0.02357	0.44500	Oversupply
3/3/2020 11:16	0:01	SSA2	0.03389	0.49500	Oversupply
3/3/2020 11:16	0:01	SSA3	0.02408	0.72000	Oversupply
3/3/2020 11:17	0:01	SSA2	0.03389	0.83600	Oversupply
3/3/2020 11:17	0:01	SSA3	0.02408	0.16700	Oversupply
3/3/2020 11:17	0:01	SSA2	0.03389	0.48300	Oversupply
3/3/2020 11:18	0:01	SSA3	0.02357	0.30100	Oversupply
3/3/2020 11:18	0:01	SSA2	0.03389	0.58000	Oversupply
3/3/2020 11:18	0:01	SSA3	0.02408	0.11400	Oversupply
3/3/2020 11:19	0:01	BS250	Data is not available	Data is not available	Oversupply
3/3/2020 11:19	0:01	SSA3	0.02408	0.01000	Oversupply
3/3/2020 11:19	0:01	SSA2	0.03389	0.03200	Oversupply
3/3/2020 11:20	0:01	SSA3	0.02306	0.18700	Oversupply
3/3/2020 11:20	0:01	SSA2	0.034	0.015	Oversupply
3/3/2020 11:21	0:01	SSA3	0.02408	0.26000	Oversupply
3/3/2020 11:21	0:01	SSA2	0.03389	0.14400	Oversupply
3/3/2020 11:21	0:01	SSA3	0.02408	0.18900	Oversupply
3/3/2020 11:22	0:01	SSA2	0.033886667	0.068	Oversupply
3/3/2020 11:22	0:01	SSA3	0.02357	0.36100	Oversupply
3/3/2020 11:23	0:01	SSA2	0.032583333	0.22	Oversupply
3/3/2020 11:23	0:01	SSA3	0.02408	0.42100	Oversupply
3/3/2020 11:23	0:01	SSA2	0.03389	0.42900	Oversupply
3/3/2020 11:24	0:01	SSA3	0.02357	0.87800	Oversupply
3/3/2020 11:24	0:01	SSA2	0.03389	0.93500	Oversupply
3/3/2020 11:24	0:01	SSA3	0.02357	1.23800	Oversupply
3/3/2020 11:25	0:01	SSA2	0.03389	1.14200	Oversupply
3/3/2020 11:25	0:01	SSA3	0.02408	0.82500	Oversupply
3/3/2020 11:26	0:01	SSA3	0.02408	0.57500	Oversupply
3/3/2020 11:26	0:01	SSA2	0.03389	0.75800	Oversupply
3/3/2020 11:27	0:01	SSA3	0.02357	0.22800	Oversupply
3/3/2020 11:27	0:01	SSA2	0.03389	0.56400	Oversupply
3/3/2020 11:28	0:01	SSA3	0.02408	0.16100	Oversupply
3/3/2020 11:28	0:01	SSA2	0.03389	0.33900	Oversupply
3/3/2020 11:28	0:01	SSA3	0.02408	0.65700	Oversupply
3/3/2020 11:29	0:01	SSA2	0.03367	0.95000	Oversupply
3/3/2020 11:29	0:01	SSA3	0.01871	0.99700	Oversupply
3/3/2020 11:30	0:01	SSA2	0.02279	1.31400	Oversupply
3/3/2020 11:30	0:01	SSA3	0.02139	0.89400	Oversupply
3/3/2020 11:30	0:01	SSA2	0.02279	0.71600	Oversupply
3/3/2020 11:31	0:01	SSA3	0.02139	0.69000	Oversupply
3/3/2020 11:31	0:01	SSA2	0.02279	0.45600	Oversupply
3/3/2020 11:31	0:01	SSA3	0.02093	0.55500	Oversupply
3/3/2020 11:32	0:01	SSA2	0.02279	0.65200	Oversupply
3/3/2020 11:32	0:01	SSA3	0.02139	0.71000	Oversupply
3/3/2020 11:33	0:01	SSA2	0.02279	0.93000	Oversupply
3/3/2020 11:33	0:01	SSA3	0.02139	0.87200	Oversupply
3/3/2020 11:34	0:01	SSA3	0.02093	1.51900	Oversupply
3/3/2020 11:34	0:01	SSA2	0.02279	1.36500	Oversupply
3/3/2020 11:35	0:01	SSA3	0.02093	0.57500	Oversupply
3/3/2020 11:35	0:01	SSA2	0.02279	1.29300	Oversupply
3/3/2020 11:35	0:01	SSA3	0.02093	0.24400	Oversupply



Maui Curtailment Report

Start Date and Time	Duration (minutes)	IPP Curtailed	Estimated Curtailed MWH	Peak MW Curtailed	Reasons for Curtailment
3/3/2020 11:36	0:01	SSA2	0.02192	1.01700	Oversupply
3/3/2020 11:36	0:01	SSA3	0.02048	1.22200	Oversupply
3/3/2020 11:36	0:01	SSA2	0.02279	0.49100	Oversupply
3/3/2020 11:37	0:01	SSA3	0.02048	0.88700	Oversupply
3/3/2020 11:37	0:01	SSA2	0.02235	1.38700	Oversupply
3/3/2020 11:38	0:01	SSA3	0.02093	1.39100	Oversupply
3/3/2020 11:38	0:01	SSA2	0.02279	2.14900	Oversupply
3/3/2020 11:38	0:01	SSA3	0.02093	1.49600	Oversupply
3/3/2020 11:39	0:01	SSA2	0.02279	1.81800	Oversupply
3/3/2020 11:39	0:01	SSA3	0.020479249	1.322	Oversupply
3/3/2020 11:40	0:01	SSA2	0.02279	0.35400	Oversupply
3/3/2020 11:40	0:01	SSA3	0.02048	1.11700	Oversupply
3/3/2020 11:41	0:01	SSA3	0.02093	1.08300	Oversupply
3/3/2020 11:41	0:01	SSA2	0.02279	0.78500	Oversupply
3/3/2020 11:41	0:01	SSA3	0.02093	1.63700	Oversupply
3/3/2020 11:42	0:01	SSA2	0.02279	1.67500	Oversupply
3/3/2020 11:42	0:01	SSA3	0.02048	1.61000	Oversupply
3/3/2020 11:42	0:01	SSA2	0.02279	1.49400	Oversupply
3/3/2020 11:43	0:01	SSA3	0.02093	1.83400	Oversupply
3/3/2020 11:43	0:01	SSA2	0.02279	1.90400	Oversupply
3/3/2020 12:40	0:01	SSA2	0.00579	1.90300	Oversupply
3/3/2020 12:40	0:01	SSA3	0.00677	2.76900	Oversupply
3/3/2020 12:40	0:01	SSA2	0.00579	1.80300	Oversupply
3/3/2020 12:41	0:01	SSA3	0.00708	0.07800	Oversupply
3/3/2020 12:41	0:01	SSA2	0.00579	1.46900	Oversupply
3/3/2020 12:42	0:01	SSA3	0.00708	0.82200	Oversupply
3/3/2020 12:42	0:01	SSA2	0.00568	0.58000	Oversupply
3/3/2020 12:43	0:01	SSA2	0.00579	1.21300	Oversupply
3/3/2020 12:52	0:01	SSA3	0.01037	2.45600	Oversupply
3/3/2020 12:52	0:01	SSA2	0.012	2.815	Oversupply
3/3/2020 12:53	0:01	SSA3	0.01015	1.28800	Oversupply
3/3/2020 12:53	0:01	SSA2	0.01197	1.74100	Oversupply
3/3/2020 12:54	0:01	SSA3	0.01037	1.49200	Oversupply
3/3/2020 12:54	0:01	SSA2	0.01197	0.10200	Oversupply
3/3/2020 12:55	0:01	SSA3	0.01037	1.34000	Oversupply
3/3/2020 12:55	0:01	SSA2	0.011972121	0.881	Oversupply
3/3/2020 12:55	0:01	SSA3	0.01015	1.64600	Oversupply
3/3/2020 12:56	0:01	SSA2	0.01197212	1.03	Oversupply
3/3/2020 12:56	0:01	SSA3	0.01015	1.35700	Oversupply
3/3/2020 12:57	0:01	SSA2	0.011972121	1.506	Oversupply
3/3/2020 12:57	0:01	SSA3	0.01015	1.37000	Oversupply
3/3/2020 12:58	0:01	SSA2	0.011741888	1.354	Oversupply
3/3/2020 12:58	0:01	SSA3	0.00993	1.40200	Oversupply
3/3/2020 12:59	0:01	SSA3	0.01015	2.34600	Oversupply
3/3/2020 12:59	0:01	SSA2	0.011972121	1.288	Oversupply
3/3/2020 12:59	0:01	SSA3	0.00810	2.60900	Oversupply
3/3/2020 13:00	0:01	SSA3	0.00638	1.97400	Oversupply
3/3/2020 13:00	0:01	SSA2	0.011468889	2.723	Oversupply
3/3/2020 13:01	0:01	SSA3	0.00638	1.43100	Oversupply
3/3/2020 13:01	0:01	SSA2	0.011468889	1.423	Oversupply
3/3/2020 13:02	0:01	SSA3	0.00624	1.45000	Oversupply
3/3/2020 13:02	0:01	SSA2	0.011468889	1.96	Oversupply
3/3/2020 13:07	0:01	SSA3	0.00638	2.85000	Oversupply
3/3/2020 13:07	0:01	SSA2	0.011468889	3.111	Oversupply
3/3/2020 13:08	0:02	SSA3	0.01261	3.07200	Oversupply
3/3/2020 13:08	0:01	SSA2	0.011468889	1.429	Oversupply
3/3/2020 13:09	0:01	SSA2	0.011468889	0.173	Oversupply
3/3/2020 13:09	0:01	SSA3	0.00638	0.91100	Oversupply
3/3/2020 13:10	0:01	SSA2	0.011468889	1.389	Oversupply
3/3/2020 13:10	0:01	SSA3	0.00624	1.28500	Oversupply
3/3/2020 13:11	0:01	SSA2	0.011468889	1.964	Oversupply
3/3/2020 13:11	0:01	SSA3	0.00638	1.97500	Oversupply
3/3/2020 13:12	0:01	SSA2	0.011468889	2.126	Oversupply
3/3/2020 13:43	0:01	SSA2	0.003553333	1.762	Oversupply
3/3/2020 13:53	0:01	SSA2	0.00228	1.94400	Oversupply
3/4/2020 9:52	0:01	SSA3	-0.00039	2.30900	Oversupply
3/4/2020 9:57	0:01	SSA2	0.00042	0.79700	Oversupply
3/5/2020 5:09	0:01	KWPll	0.00010	0.00599	Oversupply
3/5/2020 12:10	0:01	SSA3	0.00483	2.99800	Oversupply
3/5/2020 12:11	0:01	SSA2	0.00332	2.65600	Oversupply
3/5/2020 12:11	0:01	SSA3	0.00473	2.40200	Oversupply
3/5/2020 12:12	0:01	SSA2	0.00332	2.98600	Oversupply
3/5/2020 12:12	0:01	SSA3	0.00483	1.35200	Oversupply
3/5/2020 12:13	0:01	SSA2	0.00332	2.00200	Oversupply
3/5/2020 12:13	0:01	SSA3	0.00472	1.58000	Oversupply



Maui Curtailment Report

Start Date and Time	Duration (minutes)	IPP Curtailed	Estimated Curtailed MWH	Peak MW Curtailed	Reasons for Curtailment
3/5/2020 12:13	0:01	SSA2	0.003	1.036	Oversupply
3/5/2020 12:14	0:01	SSA3	0.00483	0.33200	Oversupply
3/5/2020 12:14	0:01	SSA2	0.013202222	1.052	Oversupply
3/5/2020 12:14	0:01	SSA3	0.02828	0.97300	Oversupply
3/5/2020 12:15	0:01	SSA2	0.01759	0.66200	Oversupply
3/5/2020 12:15	0:01	SSA3	0.02817	0.12700	Oversupply
3/5/2020 12:16	0:01	SSA2	0.01759	1.02300	Oversupply
3/5/2020 12:16	0:01	SSA3	0.02943	1.19000	Oversupply
3/5/2020 12:17	0:01	SSA3	0.02880	0.94500	Oversupply
3/5/2020 12:17	0:01	SSA2	0.01759	1.08700	Oversupply
3/5/2020 12:18	0:01	SSA3	0.02818	1.11600	Oversupply
3/5/2020 12:18	0:01	SSA2	0.01759	1.57000	Oversupply
3/5/2020 12:18	0:01	SSA3	0.02880	1.45300	Oversupply
3/5/2020 12:19	0:01	SSA2	0.01725	1.52200	Oversupply
3/5/2020 12:19	0:01	SSA3	0.02943	1.44000	Oversupply
3/5/2020 12:19	0:01	SSA2	0.01759	1.34100	Oversupply
3/5/2020 12:20	0:01	SSA3	0.02880	1.27000	Oversupply
3/5/2020 12:20	0:01	SSA2	0.01759	1.35800	Oversupply
3/5/2020 12:21	0:01	SSA3	0.02880	1.78600	Oversupply
3/5/2020 12:21	0:01	SSA2	0.01759	2.18700	Oversupply
3/5/2020 12:21	0:01	SSA3	0.02817	1.85500	Oversupply
3/5/2020 12:22	0:01	SSA2	0.01759	1.32800	Oversupply
3/5/2020 12:22	2:30	SSA3	5.64288	0.13200	Oversupply
3/5/2020 12:23	0:01	SSA2	0.01759	1.57300	Oversupply
3/5/2020 12:24	0:01	SSA2	0.01759	1.02400	Oversupply
3/5/2020 12:25	0:01	SSA2	0.01759	1.17000	Oversupply
3/5/2020 12:25	0:01	SSA2	0.01759	1.93600	Oversupply
3/5/2020 12:27	0:01	SSA2	0.01759	1.85100	Oversupply
3/5/2020 12:30	0:01	SSA2	0.00396	2.82300	Oversupply
3/5/2020 12:31	0:01	SSA2	0.00396	1.44100	Oversupply
3/5/2020 12:32	0:01	SSA2	0.00388	2.14900	Oversupply
3/5/2020 12:32	0:01	SSA2	0.004	2.604	Oversupply
3/5/2020 12:38	0:01	SSA2	0.00396	2.88700	Oversupply
3/5/2020 12:40	0:01	SSA2	0.00396	2.64200	Oversupply
3/5/2020 12:45	0:01	SSA2	0.01534	2.90100	Oversupply
3/5/2020 12:45	0:01	SSA2	0.01534	2.32100	Oversupply
3/5/2020 12:46	0:01	SSA2	0.015	2.946	Oversupply
3/5/2020 12:49	0:01	SSA2	0.01534	2.613	Oversupply
3/5/2020 12:50	0:01	SSA2	0.01534	1.92600	Oversupply
3/5/2020 12:51	0:01	SSA2	0.01534	1.54300	Oversupply
3/5/2020 12:51	0:01	SSA2	0.01534	2.02300	Oversupply
3/5/2020 12:52	0:01	SSA2	0.01534	1.78000	Oversupply
3/5/2020 12:53	0:01	SSA2	0.01534	1.49600	Oversupply
3/5/2020 12:54	0:01	SSA2	0.01534	1.33900	Oversupply
3/5/2020 12:55	0:01	SSA2	0.01534	1.58700	Oversupply
3/5/2020 12:57	0:01	SSA2	0.01534	0.94200	Oversupply
3/5/2020 12:58	0:01	SSA2	0.01504	0.22700	Oversupply
3/5/2020 12:58	0:01	SSA2	0.01534	1.59300	Oversupply
3/5/2020 12:59	0:01	SSA2	0.01788	1.78600	Oversupply
3/5/2020 13:00	0:01	SSA2	0.01378	2.02000	Oversupply
3/5/2020 13:01	0:01	SSA2	0.01378	1.98100	Oversupply
3/5/2020 13:02	0:01	SSA2	0.01378	1.96100	Oversupply
3/5/2020 13:03	0:01	SSA2	0.01378	2.25700	Oversupply
3/5/2020 13:04	0:01	SSA2	0.01378	1.92700	Oversupply
3/5/2020 13:04	0:01	SSA2	0.01378	2.58800	Oversupply
3/5/2020 13:06	0:01	SSA2	0.01378	2.20700	Oversupply
3/5/2020 13:07	0:01	SSA2	0.01378	1.27200	Oversupply
3/5/2020 13:11	0:01	SSA2	0.01325	1.07800	Oversupply
3/5/2020 13:22	0:01	SSA2	0.00390	2.88500	Oversupply
3/5/2020 13:23	0:01	SSA2	0.00390	1.92400	Oversupply
3/5/2020 13:33	0:01	SSA2	0.01401	2.90600	Oversupply
3/5/2020 13:34	0:01	SSA2	0.01401	1.95400	Oversupply
3/5/2020 13:36	0:01	SSA2	0.01401	2.74300	Oversupply
3/5/2020 13:36	0:01	SSA2	0.01401	2.29900	Oversupply
3/5/2020 13:37	0:01	SSA2	0.01401	1.57400	Oversupply
3/5/2020 13:40	0:01	SSA2	0.01401	2.51400	Oversupply
3/5/2020 13:41	0:01	SSA2	0.01401	0.05900	Oversupply
3/5/2020 13:42	0:01	SSA2	0.01401	0.60000	Oversupply
3/5/2020 13:42	0:01	SSA2	0.01401	0.74200	Oversupply
3/5/2020 13:43	0:01	SSA2	0.01401	0.27900	Oversupply
3/5/2020 13:44	0:01	SSA2	0.01067	1.40700	Oversupply
3/5/2020 13:45	0:01	SSA2	0.00904	1.30300	Oversupply
3/5/2020 13:46	0:01	SSA2	0.00904	0.44400	Oversupply
3/5/2020 13:47	0:01	SSA2	0.00887	0.86300	Oversupply
3/5/2020 13:48	0:01	SSA2	0.00904	1.91900	Oversupply



Maui Curtailment Report

Start Date and Time	Duration (minutes)	IPP Curtailed	Estimated Curtailed MWH	Peak MW Curtailed	Reasons for Curtailment
3/5/2020 13:49	0:01	SSA2	0.00904	2.30700	Oversupply
3/5/2020 13:55	0:01	SSA2	0.00904	2.51900	Oversupply
3/5/2020 13:58	0:01	SSA2	0.00904	0.75400	Oversupply
3/5/2020 13:59	0:01	SSA2	0.01063	1.74900	Oversupply
3/5/2020 14:00	0:01	SSA2	0.01390	1.12700	Oversupply
3/5/2020 14:01	0:01	SSA2	0.013895556	2.499	Oversupply
3/5/2020 14:02	0:01	SSA2	0.013895555	1.745	Oversupply
3/5/2020 14:02	0:01	SSA2	0.013895556	1.831	Oversupply
3/5/2020 14:03	0:01	SSA2	0.013895556	1.913	Oversupply
3/5/2020 14:05	0:01	SSA2	0.013895556	2.085	Oversupply
3/5/2020 14:06	0:01	SSA2	0.013895556	1.62	Oversupply
3/5/2020 14:09	0:01	SSA2	0.013895555	2.077	Oversupply
3/5/2020 14:10	0:01	SSA2	0.014	1.546	Oversupply
3/5/2020 14:11	0:01	SSA2	0.013895556	1.772	Oversupply
3/5/2020 14:12	0:01	SSA2	0.014	1.706	Oversupply
3/5/2020 14:13	0:01	SSA2	0.01390	2.16500	Oversupply
3/5/2020 14:53	0:01	SSA3	0.02569	0.00000	Oversupply
3/5/2020 15:12	0:01	SSA3	0.00163	2.66900	Oversupply
3/5/2020 15:13	0:01	SSA2	0.00614	2.87300	Oversupply
3/5/2020 15:13	0:01	SSA3	0.00156	2.37100	Oversupply
3/5/2020 15:13	0:01	SSA2	0.006144153	2.334	Oversupply
3/5/2020 15:14	0:01	SSA3	0.00159	0.15000	Oversupply
3/5/2020 15:14	0:01	SSA2	0.01518	0.15800	Oversupply
3/5/2020 15:14	0:01	SSA3	0.02332	1.03100	Oversupply
3/5/2020 15:15	0:01	SSA2	0.03335	1.50800	Oversupply
3/5/2020 15:15	0:01	SSA3	0.02730	2.06900	Oversupply
3/5/2020 15:16	0:01	SSA2	0.03400	2.29000	Oversupply
3/5/2020 15:16	0:01	SSA3	0.02672	1.03900	Oversupply
3/5/2020 15:17	0:01	SSA3	0.02730	0.44500	Oversupply
3/5/2020 15:17	0:01	SSA2	0.03400	0.79400	Oversupply
3/5/2020 15:18	0:01	SSA3	0.02672	0.28600	Oversupply
3/5/2020 15:18	0:01	SSA2	0.03400	0.21100	Oversupply
3/5/2020 15:18	0:01	SSA3	0.02614	1.42800	Oversupply
3/5/2020 15:19	0:01	SSA2	0.03400	0.96400	Oversupply
3/5/2020 15:19	0:01	SSA3	0.02730	0.03100	Oversupply
3/5/2020 15:19	0:01	SSA2	0.03400	0.07100	Oversupply
3/5/2020 15:20	0:04	BS250	Data is not available	Data is not available	Oversupply
3/5/2020 15:20	0:03	SSA3	0.10747	0.05200	Oversupply
3/5/2020 15:20	0:03	SSA2	0.13601	0.03300	Oversupply
3/5/2020 15:21	0:03	KWP11	0.02603	13.30773	Oversupply
3/5/2020 15:23	0:01	SSA3	0.02614	-0.00300	Oversupply
3/5/2020 15:24	0:01	SSA3	0.02730	-0.00300	Oversupply
3/5/2020 15:24	0:01	SSA2	0.034002222	-0.002	Oversupply
3/5/2020 15:24	0:01	SSA3	0.02730	-0.00300	Oversupply
3/5/2020 15:25	0:01	SSA2	0.03400	-0.00300	Oversupply
3/5/2020 15:25	0:01	SSA3	0.02672	-0.00300	Oversupply
3/5/2020 15:25	0:01	SSA2	0.03400	-0.00300	Oversupply
3/5/2020 15:26	0:01	SSA3	0.02730	0.07400	Oversupply
3/5/2020 15:26	0:01	SSA2	0.03400	0.16800	Oversupply
3/5/2020 15:27	0:01	SSA3	0.02730	0.26600	Oversupply
3/5/2020 15:27	0:01	SSA2	0.03400	0.35400	Oversupply
3/5/2020 15:28	0:01	SSA3	0.02614	0.65300	Oversupply
3/5/2020 15:28	0:01	SSA2	0.03400	0.96700	Oversupply
3/5/2020 15:28	0:01	SSA3	0.02730	1.03900	Oversupply
3/5/2020 15:29	0:01	SSA2	0.03575	2.45700	Oversupply
3/5/2020 15:29	0:01	SSA3	0.02966	2.33900	Oversupply
3/5/2020 15:30	0:01	SSA2	0.03453	1.47000	Oversupply
3/5/2020 15:30	0:01	SSA3	0.02910	0.09600	Oversupply
3/5/2020 15:31	0:01	SSA3	0.02973	0.40300	Oversupply
3/5/2020 15:31	0:01	SSA2	0.035	0.731	Oversupply
3/5/2020 15:31	0:01	SSA3	0.02973	0.11500	Oversupply
3/5/2020 15:32	0:02	BS250	Data is not available	Data is not available	Oversupply
3/5/2020 15:32	0:01	KWP11	0.00425	15.52719	Oversupply
3/5/2020 15:32	0:01	SSA2	0.03453	0.10500	Oversupply
3/5/2020 15:32	0:02	SSA3	0.05883	0.19400	Oversupply
3/5/2020 15:32	0:01	SSA2	0.03387	0.01800	Oversupply
3/5/2020 15:33	0:01	SSA2	0.034531771	-0.002	Oversupply
3/5/2020 15:34	0:07	KWP11	0.07599	16.28863	Oversupply
3/5/2020 15:34	0:01	SSA3	0.02973	-0.00400	Oversupply
3/5/2020 15:34	0:01	SSA2	0.03453	-0.00300	Oversupply
3/5/2020 15:35	0:02	SSA3	0.09173	-0.00400	Oversupply
3/5/2020 15:35	0:02	SSA2	0.06906	-0.00300	Oversupply
3/5/2020 15:36	0:48	BS250	Data is not available	Data is not available	Oversupply
3/5/2020 15:37	0:01	SSA2	0.03453	-0.00300	Oversupply
3/5/2020 15:37	0:02	SSA3	0.05883	-0.00300	Oversupply



Maui Curtailment Report

Start Date and Time	Duration (minutes)	IPP Curtailed	Estimated Curtailed MWH	Peak MW Curtailed	Reasons for Curtailment
3/5/2020 15:38	0:03	SSA2	0.138127084	0.011	Oversupply
3/5/2020 15:38	0:02	SSA3	0.08857	0.04000	Oversupply
3/5/2020 15:41	0:01	SSA3	0.02973	0.04300	Oversupply
3/5/2020 15:41	0:01	SSA2	0.03453	0.00900	Oversupply
3/5/2020 15:42	0:42	KWPPII	2.28892	17.69475	Oversupply
3/5/2020 15:42	0:23	SSA3	0.89074	0.02600	Oversupply
3/5/2020 15:42	0:23	SSA2	1.03281	0.02000	Oversupply
3/5/2020 16:05	0:19	SSA3	0.50093	0.02800	Oversupply
3/5/2020 16:05	0:19	SSA2	0.71113432	0.056	Oversupply
3/5/2020 16:23	0:01	SSA3	0.01057	0.02900	Oversupply
3/5/2020 16:24	0:01	SSA3	0.01057	0.26200	Oversupply
3/5/2020 16:24	0:01	SSA2	0.02927	0.10600	Oversupply
3/5/2020 16:25	0:01	SSA3	0.01035	0.12200	Oversupply
3/5/2020 16:25	0:01	SSA2	0.02927	0.35500	Oversupply
3/5/2020 16:26	0:01	SSA3	0.01057	0.18200	Oversupply
3/5/2020 16:26	0:01	SSA2	0.02927	0.44000	Oversupply
3/5/2020 16:27	0:01	SSA3	0.01080	0.92400	Oversupply
3/5/2020 16:27	0:01	SSA2	0.02927	0.90600	Oversupply
3/5/2020 23:52	0:08	KWPPII	0.14673	17.71371	Oversupply
3/6/2020 0:03	1:08	KWPPII	3.37286	17.71371	Oversupply
3/6/2020 1:12	0:33	KWPPII	1.75472	17.71371	Oversupply
3/6/2020 1:46	3:15	KWPPII	22.49291	19.21064	Oversupply
3/6/2020 5:07	0:04	KWPPII	0.01369	17.71371	Oversupply
3/6/2020 5:12	0:25	KWPPII	1.04746	17.71371	Oversupply
3/6/2020 8:41	0:01	SSA3	0.00166	1.47200	Oversupply
3/6/2020 8:41	0:01	SSA2	0.00063	0.63300	Oversupply
3/6/2020 8:42	0:01	SSA3	0.00170	0.06500	Oversupply
3/6/2020 8:42	0:01	SSA2	0.00063	0.21600	Oversupply
3/6/2020 8:43	0:01	SSA3	0.00174	0.26500	Oversupply
3/6/2020 8:43	0:01	SSA2	0.001	0.018	Oversupply
3/6/2020 8:43	0:01	SSA3	0.00166	1.30300	Oversupply
3/6/2020 8:44	0:01	SSA2	0.00108054	0.231	Oversupply
3/6/2020 8:44	0:01	SSA3	0.00751	0.47700	Oversupply
3/6/2020 8:45	0:01	SSA2	0.00635	0.26500	Oversupply
3/6/2020 8:46	0:01	SSA3	0.01699	1.53900	Oversupply
3/6/2020 8:47	0:01	SSA3	0.01663	0.32900	Oversupply
3/6/2020 8:47	0:01	SSA2	0.00635	0.53300	Oversupply
3/6/2020 8:48	1:37	SSA3	3.30003	0.06300	Oversupply
3/6/2020 8:48	0:01	SSA2	0.00635	0.27300	Oversupply
3/6/2020 8:49	1:36	BS250	Data is not available	Data is not available	Oversupply
3/6/2020 8:49	6:31	KWPPII	91.31604	17.71371	Oversupply
3/6/2020 8:49	1:37	SSA2	1.37006	0.01200	Oversupply
3/6/2020 9:36	0:59	AWE	2.68123	21.00000	Facility Requested
3/6/2020 10:24	0:01	SSA3	0.03244	0.00000	Oversupply
3/6/2020 10:25	0:01	SSA3	0.03315	0.07600	Oversupply
3/6/2020 10:26	0:01	SSA2	0.01933	0.40400	Oversupply
3/6/2020 10:26	0:01	SSA3	0.03174	0.13600	Oversupply
3/6/2020 10:27	0:01	SSA2	0.01933	1.83500	Oversupply
3/6/2020 10:27	0:01	SSA3	0.03244	0.12300	Oversupply
3/6/2020 10:27	0:01	SSA2	0.01858	1.84100	Oversupply
3/6/2020 10:27	0:01	SSA3	0.03244	0.13700	Oversupply
3/6/2020 10:28	0:01	SSA2	0.01933	0.86000	Oversupply
3/6/2020 10:28	0:01	SSA3	0.03174	0.14100	Oversupply
3/6/2020 10:29	0:01	SSA3	0.03248	0.12200	Oversupply
3/6/2020 10:29	0:01	SSA2	0.02103	1.11800	Oversupply
3/6/2020 10:30	0:01	SSA3	0.03424	0.33100	Oversupply
3/6/2020 10:30	0:01	SSA2	0.03565	0.21400	Oversupply
3/6/2020 10:31	4:49	BS250	Data is not available	Data is not available	Oversupply
3/6/2020 10:31	0:01	SSA3	0.03349	0.02900	Oversupply
3/6/2020 10:31	0:01	SSA2	0.03565	0.41600	Oversupply
3/6/2020 10:31	0:01	SSA3	0.03424	0.00400	Oversupply
3/6/2020 10:32	4:48	SSA2	10.59636	0.02800	Oversupply
3/6/2020 10:32	4:47	SSA3	13.51203	0.06800	Oversupply
3/6/2020 10:35	4:26	AWE	57.47426	21.00000	Oversupply
3/6/2020 12:11	0:04	5A	Data not available	Data not available	Oversupply
3/6/2020 12:11	0:04	BS	Data not available	Data not available	Oversupply
3/6/2020 12:12	0:02	KWP	0.00615	29.82857	Oversupply
3/6/2020 12:17	0:01	5A	Data not available	Data not available	Oversupply
3/6/2020 12:17	0:01	BS	Data not available	Data not available	Oversupply
3/6/2020 14:00	0:05	5A	Data not available	Data not available	Oversupply
3/6/2020 14:00	0:05	BS	Data not available	Data not available	Oversupply
3/6/2020 14:08	0:03	5A	Data not available	Data not available	Oversupply
3/6/2020 14:08	0:03	BS	Data not available	Data not available	Oversupply
3/6/2020 14:11	0:01	KWP	0.00176	14.90110	Oversupply
3/6/2020 14:12	0:03	5A	Data not available	Data not available	Oversupply



Maui Curtailment Report

Start Date and Time	Duration (minutes)	IPP Curtailed	Estimated Curtailed MWH	Peak MW Curtailed	Reasons for Curtailment
3/6/2020 14:12	0:03	BS	Data not available	Data not available	Oversupply
3/6/2020 14:15	0:01	KWP	0.00264	14.84835	Oversupply
3/6/2020 14:16	0:01	5A	Data not available	Data not available	Oversupply
3/6/2020 14:16	0:01	BS	Data not available	Data not available	Oversupply
3/6/2020 14:18	0:01	5A	Data not available	Data not available	Oversupply
3/6/2020 14:18	0:01	BS	Data not available	Data not available	Oversupply
3/6/2020 14:20	0:05	5A	Data not available	Data not available	Oversupply
3/6/2020 14:20	0:05	BS	Data not available	Data not available	Oversupply
3/6/2020 14:23	0:01	KWP	0.00176	14.37363	Oversupply
3/6/2020 14:35	0:02	5A	Data not available	Data not available	Oversupply
3/6/2020 14:35	0:02	BS	Data not available	Data not available	Oversupply
3/6/2020 14:36	0:02	KWP	0.00703	22.97143	Oversupply
3/6/2020 15:02	0:05	AWE	0.16462	20.80000	Oversupply
3/6/2020 15:08	0:02	AWE	0.01064	20.70000	Oversupply
3/6/2020 15:13	0:01	AWE	0.01030	20.70000	Oversupply
3/6/2020 15:21	0:12	SSA3	0.40480	0.00600	Oversupply
3/6/2020 15:21	0:13	SSA2	0.42056	0.10400	Oversupply
3/6/2020 15:22	0:12	BS250	Data is not available	Data is not available	Oversupply
3/6/2020 15:22	0:13	KWP	1.30143	17.71371	Oversupply
3/6/2020 15:34	0:01	SSA3	0.01915	-0.00200	Oversupply
3/6/2020 15:34	0:01	SSA3	0.01915	0.12000	Oversupply
3/6/2020 15:34	0:01	SSA2	0.01004	0.09000	Oversupply
3/6/2020 15:35	0:01	SSA3	0.01873	0.12900	Oversupply
3/6/2020 15:35	0:01	SSA2	0.01004	0.29600	Oversupply
3/6/2020 15:36	0:01	SSA3	0.01873	0.23600	Oversupply
3/6/2020 15:36	0:01	SSA2	0.01004	0.37200	Oversupply
3/6/2020 15:37	0:01	SSA3	0.01956	0.44900	Oversupply
3/6/2020 15:37	0:01	SSA2	0.01004	0.13400	Oversupply
3/6/2020 15:37	0:01	SSA3	0.01915	0.84000	Oversupply
3/6/2020 15:38	0:01	SSA2	0.01004	0.45800	Oversupply
3/6/2020 15:38	0:01	SSA3	0.01915	1.53000	Oversupply
3/6/2020 15:39	0:01	SSA2	0.01004	0.49300	Oversupply
3/6/2020 15:39	0:01	SSA3	0.01915	1.80200	Oversupply
3/6/2020 15:40	0:01	SSA2	0.01004	0.37300	Oversupply
3/6/2020 15:40	0:01	SSA3	0.01956	1.00900	Oversupply
3/6/2020 15:41	0:01	SSA2	0.01004	0.36300	Oversupply
3/6/2020 15:41	0:01	SSA3	0.01873	1.35400	Oversupply
3/6/2020 15:41	0:01	SSA2	0.01004	0.82600	Oversupply
3/6/2020 15:42	0:01	SSA3	0.01915	1.93300	Oversupply
3/6/2020 15:42	0:01	SSA2	0.01004	0.74600	Oversupply
3/6/2020 23:50	0:20	KWP	0.54767	16.21677	Oversupply
3/7/2020 0:18	0:02	KWP	0.01633	16.21677	Oversupply
3/7/2020 0:32	0:10	KWP	0.64326	13.22291	Oversupply
3/7/2020 0:46	5:48	KWP	85.02529	19.21064	Oversupply
3/7/2020 1:27	0:01	AWE	0.00279	18.30000	Oversupply
3/7/2020 1:29	3:47	AWE	24.24353	20.90000	Oversupply
3/7/2020 6:20	0:13	BS250	Data is not available	Data is not available	Oversupply
3/7/2020 6:35	0:01	BS250	Data is not available	Data is not available	Oversupply
3/7/2020 9:19	0:01	SSA3	0.01013	1.28400	Oversupply
3/7/2020 9:19	0:01	SSA2	0.01535	1.88600	Oversupply
3/7/2020 9:20	0:01	SSA3	0.01013	1.18900	Oversupply
3/7/2020 9:20	0:01	SSA2	0.01535	1.87900	Oversupply
3/7/2020 9:20	0:01	SSA3	0.00970	0.32700	Oversupply
3/7/2020 9:21	6:43	BS250	Data is not available	Data is not available	Oversupply
3/7/2020 9:21	6:43	SSA2	16.97784	0.05100	Oversupply
3/7/2020 9:21	6:43	SSA3	16.16938	0.02000	Oversupply
3/7/2020 9:22	6:43	KWP	114.95071	19.21064	Oversupply
3/7/2020 9:27	6:34	AWE	105.09237	21.00000	Oversupply
3/7/2020 10:31	0:08	5A	Data not available	Data not available	Oversupply
3/7/2020 10:31	0:08	BS	Data not available	Data not available	Oversupply
3/7/2020 10:33	0:02	KWP	0.00264	24.34286	Oversupply
3/7/2020 10:37	0:01	KWP	0.00088	22.02198	Oversupply
3/7/2020 10:44	0:01	5A	Data not available	Data not available	Oversupply
3/7/2020 10:44	0:01	BS	Data not available	Data not available	Oversupply
3/7/2020 10:46	0:01	5A	Data not available	Data not available	Oversupply
3/7/2020 10:46	0:01	BS	Data not available	Data not available	Oversupply
3/7/2020 10:49	0:02	5A	Data not available	Data not available	Oversupply
3/7/2020 10:49	0:02	BS	Data not available	Data not available	Oversupply
3/7/2020 10:53	0:04	5A	Data not available	Data not available	Oversupply
3/7/2020 10:53	0:04	BS	Data not available	Data not available	Oversupply
3/7/2020 10:54	0:01	KWP	0.00088	24.50110	Oversupply
3/7/2020 11:02	0:03	5A	Data not available	Data not available	Oversupply
3/7/2020 11:02	0:03	BS	Data not available	Data not available	Oversupply
3/7/2020 11:06	0:01	5A	Data not available	Data not available	Oversupply
3/7/2020 11:06	0:01	BS	Data not available	Data not available	Oversupply



Maui Curtailment Report

Start Date and Time	Duration (minutes)	IPP Curtailed	Estimated Curtailed MWH	Peak MW Curtailed	Reasons for Curtailment
3/7/2020 11:07	0:01	KWP	0.00352	27.45494	Oversupply
3/7/2020 11:10	0:03	5A	Data not available	Data not available	Oversupply
3/7/2020 11:10	0:03	BS	Data not available	Data not available	Oversupply
3/7/2020 11:11	0:01	KWP	0.001	24.923	Oversupply
3/7/2020 11:19	0:01	5A	Data not available	Data not available	Oversupply
3/7/2020 11:19	0:01	BS	Data not available	Data not available	Oversupply
3/7/2020 11:31	0:03	5A	Data not available	Data not available	Oversupply
3/7/2020 11:31	0:03	BS	Data not available	Data not available	Oversupply
3/7/2020 11:32	0:03	KWP	0.00703	23.55165	Oversupply
3/7/2020 11:37	0:01	5A	Data not available	Data not available	Oversupply
3/7/2020 11:37	0:01	BS	Data not available	Data not available	Oversupply
3/7/2020 11:46	0:01	5A	Data not available	Data not available	Oversupply
3/7/2020 11:46	0:01	BS	Data not available	Data not available	Oversupply
3/7/2020 11:48	0:01	5A	Data not available	Data not available	Oversupply
3/7/2020 11:48	0:01	BS	Data not available	Data not available	Oversupply
3/7/2020 11:49	0:01	KWP	0.000879129	23.76263809	Oversupply
3/7/2020 11:53	0:01	5A	Data not available	Data not available	Oversupply
3/7/2020 11:53	0:01	BS	Data not available	Data not available	Oversupply
3/7/2020 11:56	0:03	5A	Data not available	Data not available	Oversupply
3/7/2020 11:56	0:03	BS	Data not available	Data not available	Oversupply
3/7/2020 11:56	0:01	KWP	0.00176	25.92527	Oversupply
3/7/2020 12:00	0:01	5A	Data not available	Data not available	Oversupply
3/7/2020 12:00	0:01	BS	Data not available	Data not available	Oversupply
3/7/2020 12:03	0:04	5A	Data not available	Data not available	Oversupply
3/7/2020 12:03	0:04	BS	Data not available	Data not available	Oversupply
3/7/2020 12:04	0:03	KWP	0.00615	26.18901	Oversupply
3/7/2020 12:10	0:01	5A	Data not available	Data not available	Oversupply
3/7/2020 12:10	0:01	BS	Data not available	Data not available	Oversupply
3/7/2020 12:16	0:09	5A	Data not available	Data not available	Oversupply
3/7/2020 12:16	0:09	BS	Data not available	Data not available	Oversupply
3/7/2020 12:24	0:01	KWP	0.001	16.484	Oversupply
3/7/2020 12:26	0:01	5A	Data not available	Data not available	Oversupply
3/7/2020 12:26	0:01	BS	Data not available	Data not available	Oversupply
3/7/2020 12:28	0:01	5A	Data not available	Data not available	Oversupply
3/7/2020 12:28	0:01	BS	Data not available	Data not available	Oversupply
3/7/2020 12:31	0:04	5A	Data not available	Data not available	Oversupply
3/7/2020 12:31	0:04	BS	Data not available	Data not available	Oversupply
3/7/2020 12:35	0:01	KWP	0.00088	17.64396	Oversupply
3/7/2020 12:39	0:02	5A	Data not available	Data not available	Oversupply
3/7/2020 12:39	0:02	BS	Data not available	Data not available	Oversupply
3/7/2020 12:43	0:01	5A	Data not available	Data not available	Oversupply
3/7/2020 12:43	0:01	BS	Data not available	Data not available	Oversupply
3/7/2020 12:44	0:01	KWP	0.00088	21.70549	Oversupply
3/7/2020 12:46	0:01	5A	Data not available	Data not available	Oversupply
3/7/2020 12:46	0:01	BS	Data not available	Data not available	Oversupply
3/7/2020 12:53	0:01	5A	Data not available	Data not available	Oversupply
3/7/2020 12:53	0:01	BS	Data not available	Data not available	Oversupply
3/7/2020 13:01	0:02	5A	Data not available	Data not available	Oversupply
3/7/2020 13:01	0:02	BS	Data not available	Data not available	Oversupply
3/7/2020 13:01	0:01	KWP	0.00088	25.55604	Oversupply
3/7/2020 13:05	0:03	5A	Data not available	Data not available	Oversupply
3/7/2020 13:05	0:03	BS	Data not available	Data not available	Oversupply
3/7/2020 13:05	0:01	KWP	0.00176	23.55165	Oversupply
3/7/2020 13:09	0:09	5A	Data not available	Data not available	Oversupply
3/7/2020 13:09	0:09	BS	Data not available	Data not available	Oversupply
3/7/2020 13:10	0:01	KWP	0.001758226	21.33626366	Oversupply
3/7/2020 13:17	0:01	KWP	0.000879129	19.43736267	Oversupply
3/7/2020 13:19	0:06	5A	Data not available	Data not available	Oversupply
3/7/2020 13:19	0:06	BS	Data not available	Data not available	Oversupply
3/7/2020 13:24	0:01	KWP	0.000879129	17.90769196	Oversupply
3/7/2020 13:29	0:07	5A	Data not available	Data not available	Oversupply
3/7/2020 13:29	0:07	BS	Data not available	Data not available	Oversupply
3/7/2020 13:31	0:01	KWP	0.000879129	22.44395638	Oversupply
3/7/2020 13:33	0:01	KWP	0.001758226	22.12747192	Oversupply
3/7/2020 13:38	0:04	5A	Data not available	Data not available	Oversupply
3/7/2020 13:38	0:04	BS	Data not available	Data not available	Oversupply
3/7/2020 13:40	0:01	KWP	0.000879129	19.01538467	Oversupply
3/7/2020 13:45	0:02	5A	Data not available	Data not available	Oversupply
3/7/2020 13:45	0:02	BS	Data not available	Data not available	Oversupply
3/7/2020 13:48	0:01	5A	Data not available	Data not available	Oversupply
3/7/2020 13:48	0:01	BS	Data not available	Data not available	Oversupply
3/7/2020 13:50	0:03	5A	Data not available	Data not available	Oversupply
3/7/2020 13:50	0:03	BS	Data not available	Data not available	Oversupply
3/7/2020 13:50	0:01	KWP	0.000879129	20.33406639	Oversupply
3/7/2020 13:53	0:01	KWP	0.000879129	19.7010994	Oversupply



Maui Curtailment Report

Start Date and Time	Duration (minutes)	IPP Curtailed	Estimated Curtailed MWH	Peak MW Curtailed	Reasons for Curtailment
3/7/2020 13:54	0:01	5A	Data not available	Data not available	Oversupply
3/7/2020 13:54	0:01	BS	Data not available	Data not available	Oversupply
3/7/2020 13:55	0:01	KWP	0.001758226	19.17362595	Oversupply
3/7/2020 13:57	0:10	5A	Data not available	Data not available	Oversupply
3/7/2020 13:57	0:10	BS	Data not available	Data not available	Oversupply
3/7/2020 14:06	0:01	KWP	0.000879129	20.70329666	Oversupply
3/7/2020 14:09	0:03	5A	Data not available	Data not available	Oversupply
3/7/2020 14:09	0:03	BS	Data not available	Data not available	Oversupply
3/7/2020 14:15	0:03	5A	Data not available	Data not available	Oversupply
3/7/2020 14:15	0:03	BS	Data not available	Data not available	Oversupply
3/7/2020 14:20	0:03	5A	Data not available	Data not available	Oversupply
3/7/2020 14:20	0:03	BS	Data not available	Data not available	Oversupply
3/7/2020 14:22	0:01	KWP	0.000879129	24.76483536	Oversupply
3/7/2020 14:24	0:06	5A	Data not available	Data not available	Oversupply
3/7/2020 14:24	0:06	BS	Data not available	Data not available	Oversupply
3/7/2020 14:30	0:01	KWP	0.00118262	23.60439491	Oversupply
3/7/2020 14:32	0:06	5A	Data not available	Data not available	Oversupply
3/7/2020 14:32	0:06	BS	Data not available	Data not available	Oversupply
3/7/2020 14:32	0:01	KWP	0.003104623	24.18461609	Oversupply
3/7/2020 14:35	0:01	KWP	0.000879129	24.71208763	Oversupply
3/7/2020 14:44	0:01	5A	Data not available	Data not available	Oversupply
3/7/2020 14:44	0:01	BS	Data not available	Data not available	Oversupply
3/7/2020 16:04	0:01	SSA3	0.01656	0.00400	Oversupply
3/7/2020 16:04	0:01	SSA2	0.01644	-0.00200	Oversupply
3/7/2020 16:05	0:01	SSA2	0.01644	0.20200	Oversupply
3/7/2020 16:06	0:15	BS250	Data is not available	Data is not available	Oversupply
3/7/2020 16:06	0:15	SSA3	0.23565	0.80600	Oversupply
3/7/2020 16:06	0:16	SSA2	0.234	0.482	Oversupply
3/7/2020 16:07	0:15	KWP	1.49140	19.21064	Oversupply
3/7/2020 16:21	0:01	SSA3	0.00637	0.11100	Oversupply
3/7/2020 16:22	0:01	SSA2	0.008811856	-0.003	Oversupply
3/7/2020 16:22	0:01	SSA3	0.00586	0.33400	Oversupply
3/7/2020 16:23	0:01	SSA2	0.00881	-0.00300	Oversupply
3/7/2020 16:45	0:01	SSA3	0.00589	0.63900	Oversupply
3/7/2020 16:45	0:01	SSA2	0.00926	0.82700	Oversupply
3/7/2020 16:47	0:01	SSA3	0.00589	0.50000	Oversupply
3/7/2020 16:47	0:01	SSA2	0.00944	0.35800	Oversupply
3/7/2020 16:47	0:01	SSA3	0.00601	0.35300	Oversupply
3/7/2020 16:48	0:01	SSA2	0.00944	0.11400	Oversupply
3/7/2020 16:48	0:01	SSA3	0.00589	0.11200	Oversupply
3/7/2020 16:49	0:31	BS250	Data is not available	Data is not available	Oversupply
3/7/2020 16:49	0:01	SSA2	0.00944	0.63200	Oversupply
3/7/2020 16:49	0:30	SSA3	0.23527	0.00100	Oversupply
3/7/2020 16:49	0:31	SSA2	0.35469	0.01000	Oversupply
3/7/2020 16:51	0:29	KWP	0.86792	19.21064	Oversupply
3/7/2020 17:19	0:01	SSA3	0.00251	0.01500	Oversupply
3/7/2020 17:20	0:01	SSA3	0.00245	0.08700	Oversupply
3/7/2020 17:21	0:01	SSA2	0.00383	0.07700	Oversupply
3/7/2020 23:31	1:00	KWP	4.58940	16.21677	Oversupply
3/8/2020 0:41	0:17	KWP	0.80408	16.21677	Oversupply
3/8/2020 1:01	0:24	KWP	1.25013	16.21677	Oversupply
3/8/2020 1:52	0:43	KWP	5.58247	16.21677	Oversupply
3/8/2020 4:09	0:12	KWP	0.45367	17.71371	Oversupply
3/8/2020 8:40	0:01	SSA3	0.00430	1.47900	Oversupply
3/8/2020 8:40	0:01	SSA2	0.00513	1.09700	Oversupply
3/8/2020 8:41	0:01	SSA3	0.00439	1.45300	Oversupply
3/8/2020 8:41	0:02	SSA2	0.01027	0.01600	Oversupply
3/8/2020 8:41	0:02	SSA3	0.00869	0.02000	Oversupply
3/8/2020 8:42	0:01	BS250	Data is not available	Data is not available	Oversupply
3/8/2020 8:43	0:01	KWP	0.00667	17.71371	Oversupply
3/8/2020 8:43	0:01	SSA3	0.00430	0.11200	Oversupply
3/8/2020 8:43	0:01	SSA2	0.00513	-0.00100	Oversupply
3/8/2020 8:44	0:01	SSA3	0.00420	0.09100	Oversupply
3/8/2020 8:44	0:01	SSA2	0.00684	-0.00100	Oversupply
3/8/2020 8:44	0:01	SSA3	0.01228	0.02600	Oversupply
3/8/2020 8:45	0:01	BS250	Data is not available	Data is not available	Oversupply
3/8/2020 8:45	0:01	SSA2	0.01664	-0.00100	Oversupply
3/8/2020 8:45	0:01	SSA3	0.01730	0.00300	Oversupply
3/8/2020 8:46	0:02	SSA2	0.03328	-0.00100	Oversupply
3/8/2020 8:46	0:01	SSA3	0.01692	0.11600	Oversupply
3/8/2020 8:47	0:01	SSA3	0.01730	0.12400	Oversupply
3/8/2020 8:47	0:01	SSA2	0.01664	0.12800	Oversupply
3/8/2020 8:47	0:01	SSA3	0.01730	0.26200	Oversupply
3/8/2020 8:48	0:01	SSA2	0.01664	0.39100	Oversupply
3/8/2020 8:48	0:01	SSA3	0.01730	0.57200	Oversupply



Maui Curtailment Report

Start Date and Time	Duration (minutes)	IPP Curtailed	Estimated Curtailed MWH	Peak MW Curtailed	Reasons for Curtailment
3/8/2020 8:49	0:01	SSA3	0.01692	0.89100	Oversupply
3/8/2020 8:49	0:01	SSA2	0.01632	0.77800	Oversupply
3/8/2020 8:50	0:01	SSA3	0.01730	1.33100	Oversupply
3/8/2020 8:50	0:01	SSA2	0.01664	1.15700	Oversupply
3/8/2020 8:50	0:01	SSA3	0.01692	1.44400	Oversupply
3/8/2020 8:51	0:01	SSA2	0.01664	0.97800	Oversupply
3/8/2020 8:51	0:01	SSA3	0.01730	0.17300	Oversupply
3/8/2020 8:52	0:01	SSA2	0.01664	0.02700	Oversupply
3/8/2020 8:52	0:05	SSA3	0.11994	0.25900	Oversupply
3/8/2020 8:52	0:05	SSA2	0.09985	0.00400	Oversupply
3/8/2020 8:53	0:05	BS250	Data is not available	Data is not available	Oversupply
3/8/2020 8:54	0:05	KWP11	0.13658	17.71371	Oversupply
3/8/2020 8:57	0:01	SSA3	0.01730	0.00000	Oversupply
3/8/2020 8:58	0:01	SSA2	0.01664	-0.00100	Oversupply
3/8/2020 8:58	0:01	SSA3	0.01692	0.12100	Oversupply
3/8/2020 8:59	0:01	SSA2	0.01664	0.09000	Oversupply
3/8/2020 8:59	0:01	SSA3	0.01730	0.40100	Oversupply
3/8/2020 8:59	0:01	SSA2	0.01649	0.29600	Oversupply
3/8/2020 9:00	0:01	SSA3	0.01980	0.67700	Oversupply
3/8/2020 9:00	0:01	SSA2	0.01876	0.51800	Oversupply
3/8/2020 9:00	0:01	SSA3	0.01937	0.93200	Oversupply
3/8/2020 9:01	0:01	SSA3	0.01980	0.72300	Oversupply
3/8/2020 9:01	0:01	SSA2	0.01876	0.72500	Oversupply
3/8/2020 9:02	0:01	SSA3	0.01980	0.86900	Oversupply
3/8/2020 9:02	0:01	SSA2	0.01876	0.68000	Oversupply
3/8/2020 9:03	0:01	SSA3	0.01937	0.88300	Oversupply
3/8/2020 9:03	0:01	SSA2	0.01876	0.44200	Oversupply
3/8/2020 9:03	0:08	SSA3	0.21646	0.07000	Oversupply
3/8/2020 9:04	0:08	BS250	Data is not available	Data is not available	Oversupply
3/8/2020 9:04	0:08	SSA2	0.168	0.023	Oversupply
3/8/2020 9:05	0:08	KWP11	0.15885	17.71371	Oversupply
3/8/2020 9:12	0:01	SSA2	0.01876	0.00100	Oversupply
3/8/2020 9:12	0:01	SSA3	0.01937	0.00300	Oversupply
3/8/2020 9:12	0:01	SSA2	0.01876	0.15200	Oversupply
3/8/2020 9:13	0:01	SSA3	0.02023	0.31600	Oversupply
3/8/2020 9:13	0:01	SSA2	0.018762659	0.545	Oversupply
3/8/2020 9:13	0:01	SSA3	0.02023	0.72600	Oversupply
3/8/2020 9:14	0:01	SSA3	0.01676	1.18100	Oversupply
3/8/2020 9:14	0:01	SSA2	0.015091548	0.954	Oversupply
3/8/2020 9:15	0:01	SSA3	0.01586	0.90300	Oversupply
3/8/2020 9:15	0:01	SSA2	0.01520	0.68300	Oversupply
3/8/2020 9:16	0:01	SSA3	0.01619	0.91500	Oversupply
3/8/2020 9:16	0:01	SSA2	0.01520	0.75300	Oversupply
3/8/2020 9:16	0:01	SSA3	0.01586	0.95400	Oversupply
3/8/2020 9:17	0:01	SSA2	0.01520	0.89300	Oversupply
3/8/2020 9:17	0:01	SSA3	0.01552	1.24300	Oversupply
3/8/2020 9:18	0:01	SSA2	0.01520	0.93600	Oversupply
3/8/2020 9:18	0:01	SSA3	0.01586	0.97800	Oversupply
3/8/2020 9:18	0:01	SSA2	0.01490	0.26000	Oversupply
3/8/2020 9:19	0:01	SSA3	0.01552	0.34900	Oversupply
3/8/2020 9:19	0:01	SSA2	0.01520	0.54100	Oversupply
3/8/2020 9:20	0:01	SSA3	0.01586	0.76500	Oversupply
3/8/2020 9:20	0:01	SSA2	0.01520	0.10700	Oversupply
3/8/2020 9:20	0:01	SSA3	0.01586	0.45700	Oversupply
3/8/2020 9:21	0:01	SSA2	0.01520	0.36700	Oversupply
3/8/2020 9:21	0:01	SSA3	0.01552	0.47500	Oversupply
3/8/2020 9:22	0:01	SSA3	0.015856586	0.424	Oversupply
3/8/2020 9:22	0:01	SSA2	0.01520	0.49300	Oversupply
3/8/2020 9:23	0:01	SSA3	0.01552	0.50600	Oversupply
3/8/2020 9:23	0:01	SSA2	0.01520	0.80400	Oversupply
3/8/2020 9:23	0:01	SSA3	0.01552	0.56600	Oversupply
3/8/2020 9:24	0:01	SSA2	0.01520	0.28300	Oversupply
3/8/2020 9:24	0:01	SSA3	0.01586	0.08300	Oversupply
3/8/2020 9:24	0:01	SSA2	0.01520	0.23200	Oversupply
3/8/2020 9:25	0:01	SSA3	0.01586	0.12300	Oversupply
3/8/2020 9:25	0:01	SSA2	0.01520	0.11000	Oversupply
3/8/2020 9:26	0:01	SSA3	0.01552	0.13200	Oversupply
3/8/2020 9:26	0:01	SSA2	0.01520	0.32100	Oversupply
3/8/2020 9:27	0:01	SSA3	0.01586	1.03100	Oversupply
3/8/2020 9:27	0:01	SSA2	0.01520	1.05000	Oversupply
3/8/2020 9:27	0:01	SSA3	0.01586	1.21200	Oversupply
3/8/2020 9:28	0:01	SSA2	0.01520	0.57500	Oversupply
3/8/2020 9:28	0:01	SSA3	0.01619	1.56000	Oversupply
3/8/2020 9:29	0:01	SSA2	0.01676	1.32100	Oversupply
3/8/2020 9:29	0:01	SSA3	0.01696	2.18400	Oversupply



Maui Curtailment Report

Start Date and Time	Duration (minutes)	IPP Curtailed	Estimated Curtailed MWH	Peak MW Curtailed	Reasons for Curtailment
3/8/2020 9:30	0:01	SSA3	0.02491	0.40900	Oversupply
3/8/2020 9:30	0:01	SSA2	0.02527	1.10500	Oversupply
3/8/2020 9:30	0:01	SSA3	0.02491	1.07400	Oversupply
3/8/2020 9:31	0:01	SSA2	0.02527	0.78400	Oversupply
3/8/2020 9:31	0:01	SSA3	0.02546	1.20500	Oversupply
3/8/2020 9:31	0:01	SSA2	0.02527	0.96700	Oversupply
3/8/2020 9:32	0:01	SSA3	0.02546	0.70200	Oversupply
3/8/2020 9:32	0:01	SSA2	0.02527	0.38700	Oversupply
3/8/2020 9:33	0:01	SSA3	0.02437	0.03900	Oversupply
3/8/2020 9:33	0:01	SSA2	0.02527	0.02200	Oversupply
3/8/2020 9:34	0:01	SSA3	0.02546	0.05500	Oversupply
3/8/2020 9:34	0:01	SSA2	0.02478	-0.00200	Oversupply
3/8/2020 9:34	0:01	SSA3	0.025455704	0.033	Oversupply
3/8/2020 9:35	0:01	SSA2	0.02527	-0.00200	Oversupply
3/8/2020 9:35	0:01	SSA3	0.02491	0.12900	Oversupply
3/8/2020 9:36	0:01	BS250	Data is not available	Data is not available	Oversupply
3/8/2020 9:36	0:01	SSA2	0.02527	-0.00200	Oversupply
3/8/2020 9:36	0:01	SSA3	0.02546	0.01100	Oversupply
3/8/2020 9:37	0:01	SSA2	0.02527	-0.00200	Oversupply
3/8/2020 9:37	0:01	SSA3	0.02546	0.16200	Oversupply
3/8/2020 9:37	5:43	SSA3	14.18563	0.01600	Oversupply
3/8/2020 9:37	5:43	SSA2	15.07399	-0.00200	Oversupply
3/8/2020 9:38	5:43	BS250	Data is not available	Data is not available	Oversupply
3/8/2020 9:39	5:42	KWP11	98.69650	19.21064	Oversupply
3/8/2020 9:55	0:27	AWE	2.69876	17.70000	Oversupply
3/8/2020 10:24	0:17	AWE	0.77583	9.10000	Oversupply
3/8/2020 10:42	4:34	AWE	52.99865	20.30000	Oversupply
3/8/2020 11:37	0:06	5A	Data not available	Data not available	Oversupply
3/8/2020 11:37	0:06	BS	Data not available	Data not available	Oversupply
3/8/2020 11:41	0:01	KWP	0.002637355	24.44835091	Oversupply
3/8/2020 11:43	0:01	KWP	0.000879129	21.65274811	Oversupply
3/8/2020 11:44	0:04	5A	Data not available	Data not available	Oversupply
3/8/2020 11:44	0:04	BS	Data not available	Data not available	Oversupply
3/8/2020 11:49	0:02	5A	Data not available	Data not available	Oversupply
3/8/2020 11:49	0:02	BS	Data not available	Data not available	Oversupply
3/8/2020 11:51	0:01	KWP	0.00264	19.22637	Oversupply
3/8/2020 11:55	0:01	KWP	0.00264	19.59560	Oversupply
3/8/2020 12:01	0:03	5A	Data not available	Data not available	Oversupply
3/8/2020 12:01	0:03	BS	Data not available	Data not available	Oversupply
3/8/2020 12:08	0:03	5A	Data not available	Data not available	Oversupply
3/8/2020 12:08	0:03	BS	Data not available	Data not available	Oversupply
3/8/2020 12:38	0:03	5A	Data not available	Data not available	Oversupply
3/8/2020 12:38	0:03	BS	Data not available	Data not available	Oversupply
3/8/2020 12:43	0:01	5A	Data not available	Data not available	Oversupply
3/8/2020 12:43	0:01	BS	Data not available	Data not available	Oversupply
3/8/2020 12:45	0:04	5A	Data not available	Data not available	Oversupply
3/8/2020 12:45	0:04	BS	Data not available	Data not available	Oversupply
3/8/2020 12:46	0:02	KWP	0.005	27.719	Oversupply
3/8/2020 12:49	0:01	KWP	0.001758226	25.2923069	Oversupply
3/8/2020 12:50	0:01	5A	Data not available	Data not available	Oversupply
3/8/2020 12:50	0:01	BS	Data not available	Data not available	Oversupply
3/8/2020 12:53	0:01	5A	Data not available	Data not available	Oversupply
3/8/2020 12:53	0:01	BS	Data not available	Data not available	Oversupply
3/8/2020 12:55	0:05	5A	Data not available	Data not available	Oversupply
3/8/2020 12:55	0:05	BS	Data not available	Data not available	Oversupply
3/8/2020 13:04	0:06	5A	Data not available	Data not available	Oversupply
3/8/2020 13:04	0:06	BS	Data not available	Data not available	Oversupply
3/8/2020 13:06	0:01	KWP	0.00088	23.60439	Oversupply
3/8/2020 13:08	0:02	KWP	0.00440	20.70330	Oversupply
3/8/2020 13:12	0:04	5A	Data not available	Data not available	Oversupply
3/8/2020 13:12	0:04	BS	Data not available	Data not available	Oversupply
3/8/2020 13:17	0:06	5A	Data not available	Data not available	Oversupply
3/8/2020 13:17	0:06	BS	Data not available	Data not available	Oversupply
3/8/2020 13:21	0:01	KWP	0.001	19.279	Oversupply
3/8/2020 13:24	0:02	5A	Data not available	Data not available	Oversupply
3/8/2020 13:24	0:02	BS	Data not available	Data not available	Oversupply
3/8/2020 13:27	0:01	5A	Data not available	Data not available	Oversupply
3/8/2020 13:27	0:01	BS	Data not available	Data not available	Oversupply
3/8/2020 13:29	0:03	5A	Data not available	Data not available	Oversupply
3/8/2020 13:29	0:03	BS	Data not available	Data not available	Oversupply
3/8/2020 13:39	0:05	5A	Data not available	Data not available	Oversupply
3/8/2020 13:39	0:05	BS	Data not available	Data not available	Oversupply
3/8/2020 13:40	0:02	KWP	0.001758226	25.2923069	Oversupply
3/8/2020 13:43	0:02	KWP	0.002637355	21.75824165	Oversupply
3/8/2020 13:46	0:02	5A	Data not available	Data not available	Oversupply



Maui Curtailment Report

Start Date and Time	Duration (minutes)	IPP Curtailed	Estimated Curtailed MWH	Peak MW Curtailed	Reasons for Curtailment
3/8/2020 13:46	0:02	BS	Data not available	Data not available	Oversupply
3/8/2020 13:54	0:04	5A	Data not available	Data not available	Oversupply
3/8/2020 13:54	0:04	BS	Data not available	Data not available	Oversupply
3/8/2020 13:57	0:01	KWP	0.001758258	26.08351707	Oversupply
3/8/2020 14:00	0:03	5A	Data not available	Data not available	Oversupply
3/8/2020 14:00	0:03	BS	Data not available	Data not available	Oversupply
3/8/2020 14:04	0:03	5A	Data not available	Data not available	Oversupply
3/8/2020 14:04	0:03	BS	Data not available	Data not available	Oversupply
3/8/2020 14:09	0:02	5A	Data not available	Data not available	Oversupply
3/8/2020 14:09	0:02	BS	Data not available	Data not available	Oversupply
3/8/2020 14:16	0:03	5A	Data not available	Data not available	Oversupply
3/8/2020 14:16	0:03	BS	Data not available	Data not available	Oversupply
3/8/2020 14:22	0:05	5A	Data not available	Data not available	Oversupply
3/8/2020 14:22	0:05	BS	Data not available	Data not available	Oversupply
3/8/2020 15:21	0:01	SSA2	0.036	1.921	Oversupply
3/8/2020 15:22	0:01	SSA3	0.02391	0.80100	Oversupply
3/8/2020 15:22	0:01	SSA2	0.03631	2.94000	Oversupply
3/8/2020 15:22	0:45	SSA3	0.93113	0.20600	Oversupply
3/8/2020 15:23	0:45	BS250	Data is not available	Data is not available	Oversupply
3/8/2020 15:23	0:46	KWP	3.98252	17.71371	Oversupply
3/8/2020 15:23	0:45	SSA2	1.34564	1.19100	Oversupply
3/8/2020 16:08	0:01	SSA2	0.01573766	0.055	Oversupply
3/8/2020 16:08	0:01	SSA3	0.00707	0.46700	Oversupply
3/9/2020 0:40	0:30	KWP	0.71235	19.21064	Oversupply
3/9/2020 8:37	0:01	SSA2	0.00400	0.20000	Oversupply
3/9/2020 8:38	0:08	BS250	Data is not available	Data is not available	Oversupply
3/9/2020 8:38	0:08	SSA3	0.03020	0.34500	Oversupply
3/9/2020 8:38	0:07	SSA2	0.03093	0.11300	Oversupply
3/9/2020 8:40	0:07	KWP	0.10689	19.19367	Oversupply
3/9/2020 8:45	0:01	SSA2	0.00402	0.00300	Oversupply
3/9/2020 8:45	0:01	SSA3	0.00250	0.00000	Oversupply
3/9/2020 9:03	0:01	SSA2	0.00546	0.80100	Oversupply
3/9/2020 9:04	0:01	SSA3	0.01226	2.29900	Oversupply
3/9/2020 9:05	0:01	SSA3	0.01200	2.32600	Oversupply
3/9/2020 9:05	0:02	SSA2	0.01092	0.13300	Oversupply
3/9/2020 9:05	0:02	SSA3	0.02426	0.04000	Oversupply
3/9/2020 9:06	0:02	BS250	Data is not available	Data is not available	Oversupply
3/9/2020 9:07	0:01	KWP	0.01649	18.55598	Oversupply
3/9/2020 9:07	0:01	SSA2	0.005459114	0.001	Oversupply
3/9/2020 9:07	0:01	SSA3	0.01278	0.02000	Oversupply
3/9/2020 9:08	0:01	SSA2	0.005459114	0.044	Oversupply
3/9/2020 9:08	0:01	SSA3	0.01200	0.12000	Oversupply
3/9/2020 9:09	0:01	SSA3	0.01252	1.21600	Oversupply
3/9/2020 9:10	0:01	SSA3	0.01174	1.33300	Oversupply
3/9/2020 9:10	0:01	SSA2	0.005459114	0.146	Oversupply
3/9/2020 9:11	0:01	SSA3	0.01226	1.46900	Oversupply
3/9/2020 9:11	0:01	SSA2	0.005459114	0.138	Oversupply
3/9/2020 9:12	0:01	SSA3	0.01226	1.55600	Oversupply
3/9/2020 9:12	0:01	SSA2	0.005459114	0.417	Oversupply
3/9/2020 9:13	0:01	SSA3	0.01200	1.08400	Oversupply
3/9/2020 9:13	0:01	SSA2	0.00546	0.37900	Oversupply
3/9/2020 9:13	0:01	SSA3	0.01226	0.58300	Oversupply
3/9/2020 9:14	1:48	BS250	Data is not available	Data is not available	Oversupply
3/9/2020 9:14	1:48	SSA2	1.77192	0.09300	Oversupply
3/9/2020 9:14	1:48	SSA3	2.78195	0.05400	Oversupply
3/9/2020 9:15	0:57	KWP	13.82861	19.17471	Oversupply
3/9/2020 9:45	0:04	5A	Data not available	Data not available	Oversupply
3/9/2020 9:45	0:04	BS	Data not available	Data not available	Oversupply
3/9/2020 9:45	0:01	KWP	0.00142	19.01538	Oversupply
3/9/2020 9:45	0:05	AWE	0.03317	1.30000	Oversupply
3/9/2020 9:47	0:01	KWP	0.00176	16.48352	Oversupply
3/9/2020 9:50	0:03	5A	Data not available	Data not available	Oversupply
3/9/2020 9:50	0:03	BS	Data not available	Data not available	Oversupply
3/9/2020 9:54	0:04	5A	Data not available	Data not available	Oversupply
3/9/2020 9:54	0:04	BS	Data not available	Data not available	Oversupply
3/9/2020 9:56	0:01	KWP	0.001	14.954	Oversupply
3/9/2020 9:59	0:03	5A	Data not available	Data not available	Oversupply
3/9/2020 9:59	0:03	BS	Data not available	Data not available	Oversupply
3/9/2020 10:01	0:01	KWP	0.000879113	14.84835148	Oversupply
3/9/2020 10:03	0:03	5A	Data not available	Data not available	Oversupply
3/9/2020 10:03	0:03	BS	Data not available	Data not available	Oversupply
3/9/2020 10:04	0:01	KWP	0.00235	14.84835	Oversupply
3/9/2020 10:04	0:03	AWE	0.00833	0.20000	Oversupply
3/9/2020 10:13	0:50	KWP	13.17522	19.07492	Oversupply
3/9/2020 10:31	0:27	AWE	2.00157	13.10000	Oversupply



Maui Curtailment Report

Start Date and Time	Duration (minutes)	IPP Curtailed	Estimated Curtailed MWH	Peak MW Curtailed	Reasons for Curtailment
3/9/2020 10:41	0:03	5A	Data not available	Data not available	Oversupply
3/9/2020 10:41	0:03	BS	Data not available	Data not available	Oversupply
3/9/2020 11:03	0:01	SSA2	0.01574	0.30600	Oversupply
3/9/2020 11:03	0:01	SSA3	0.01120	0.66200	Oversupply
3/9/2020 11:04	0:18	BS250	Data is not available	Data is not available	Oversupply
3/9/2020 11:04	0:18	SSA2	0.31561	0.50900	Oversupply
3/9/2020 11:04	0:17	SSA3	0.25902	0.58600	Oversupply
3/9/2020 11:05	0:18	KWP	4.29866	17.65882	Oversupply
3/9/2020 11:11	0:05	AWE	0.14726	17.30000	Oversupply
3/9/2020 11:22	0:01	SSA2	0.01394	0.05000	Oversupply
3/9/2020 11:22	0:01	SSA3	0.01293	0.35900	Oversupply
3/9/2020 11:23	0:01	SSA2	0.01394	0.17000	Oversupply
3/9/2020 11:23	0:01	SSA3	0.01293	0.53400	Oversupply
3/9/2020 11:23	4:19	SSA2	7.21886	0.32500	Oversupply
3/9/2020 11:24	4:18	BS250	Data is not available	Data is not available	Oversupply
3/9/2020 11:24	4:19	SSA3	6.61762	0.56300	Oversupply
3/9/2020 11:25	4:18	KWP	74.444	19.148	Oversupply
3/9/2020 11:34	0:24	AWE	1.66892	18.20000	Oversupply
3/9/2020 11:59	3:40	AWE	39.00937	20.00000	Oversupply
3/9/2020 13:19	0:02	5A	Data not available	Data not available	Oversupply
3/9/2020 13:19	0:02	BS	Data not available	Data not available	Oversupply
3/9/2020 13:21	0:02	KWP	0.00527	14.10989	Oversupply
3/9/2020 13:22	0:05	5A	Data not available	Data not available	Oversupply
3/9/2020 13:22	0:05	BS	Data not available	Data not available	Oversupply
3/9/2020 13:26	0:01	KWP	0.00176	10.15385	Oversupply
3/9/2020 13:29	0:01	5A	Data not available	Data not available	Oversupply
3/9/2020 13:29	0:01	BS	Data not available	Data not available	Oversupply
3/9/2020 13:31	0:02	5A	Data not available	Data not available	Oversupply
3/9/2020 13:31	0:02	BS	Data not available	Data not available	Oversupply
3/9/2020 13:34	0:02	5A	Data not available	Data not available	Oversupply
3/9/2020 13:34	0:02	BS	Data not available	Data not available	Oversupply
3/9/2020 13:37	0:01	5A	Data not available	Data not available	Oversupply
3/9/2020 13:37	0:01	BS	Data not available	Data not available	Oversupply
3/9/2020 13:38	0:01	KWP	0.00088	12.63297	Oversupply
3/9/2020 13:40	0:01	5A	Data not available	Data not available	Oversupply
3/9/2020 13:40	0:01	BS	Data not available	Data not available	Oversupply
3/9/2020 13:43	0:01	5A	Data not available	Data not available	Oversupply
3/9/2020 13:43	0:01	BS	Data not available	Data not available	Oversupply
3/9/2020 13:48	0:05	5A	Data not available	Data not available	Oversupply
3/9/2020 13:48	0:05	BS	Data not available	Data not available	Oversupply
3/9/2020 13:49	0:02	KWP	0.00440	16.58901	Oversupply
3/9/2020 13:54	0:07	5A	Data not available	Data not available	Oversupply
3/9/2020 13:54	0:07	BS	Data not available	Data not available	Oversupply
3/9/2020 13:55	0:01	KWP	0.00088	13.68791	Oversupply
3/9/2020 14:02	0:01	5A	Data not available	Data not available	Oversupply
3/9/2020 14:02	0:01	BS	Data not available	Data not available	Oversupply
3/9/2020 14:04	0:04	5A	Data not available	Data not available	Oversupply
3/9/2020 14:04	0:04	BS	Data not available	Data not available	Oversupply
3/9/2020 14:05	0:01	KWP	0.00176	14.42637	Oversupply
3/9/2020 14:08	0:01	KWP	0.00088	15.85055	Oversupply
3/9/2020 15:42	0:01	SSA3	0.00756	0.33900	Oversupply
3/9/2020 15:42	0:01	SSA2	0.02650	0.18000	Oversupply
3/9/2020 15:44	0:45	BS250	Data is not available	Data is not available	Oversupply
3/9/2020 15:44	0:45	SSA3	0.43516	0.47000	Oversupply
3/9/2020 15:44	0:47	SSA2	1.69170	0.72400	Oversupply
3/9/2020 15:45	0:46	KWP	5.68261	18.99808	Oversupply
3/9/2020 16:29	0:01	SSA3	0.00799	0.04500	Oversupply
3/9/2020 16:29	0:01	SSA3	0.00436	0.00400	Oversupply
3/9/2020 16:30	0:01	SSA3	0.00290	0.00800	Oversupply
3/9/2020 16:34	0:01	SSA3	0.00284	0.52000	Oversupply
3/9/2020 16:34	0:01	SSA2	0.00904	0.46900	Oversupply
3/9/2020 16:35	0:02	BS250	Data is not available	Data is not available	Oversupply
3/9/2020 16:35	0:02	SSA3	0.00581	0.02200	Oversupply
3/9/2020 16:35	0:01	SSA2	0.00904	0.28500	Oversupply
3/9/2020 16:36	0:02	KWP	0.007642841	18.25958824	Oversupply
3/9/2020 16:36	0:01	SSA2	0.00904	0.25700	Oversupply
3/9/2020 16:36	0:01	SSA3	0.00290	0.09600	Oversupply
3/9/2020 16:37	0:01	SSA2	0.00886	0.05500	Oversupply
3/9/2020 16:39	0:01	SSA3	0.00290	0.36500	Oversupply
3/9/2020 16:42	0:01	SSA3	0.00284	0.42000	Oversupply
3/9/2020 16:42	0:01	SSA2	0.00869	0.38200	Oversupply
3/9/2020 16:43	0:01	SSA3	0.00290	0.42200	Oversupply
3/9/2020 16:44	0:01	SSA2	0.00904	0.62600	Oversupply
3/9/2020 16:45	0:01	SSA2	0.00466	0.07200	Oversupply
3/9/2020 16:45	0:01	SSA3	0.00133	0.19100	Oversupply



Maui Curtailment Report

Start Date and Time	Duration (minutes)	IPP Curtailed	Estimated Curtailed MWH	Peak MW Curtailed	Reasons for Curtailment
3/9/2020 16:45	0:01	SSA2	0.00466	0.36700	Oversupply
3/9/2020 16:45	0:02	SSA3	0.00272	0.38500	Oversupply
3/9/2020 16:46	0:02	BS250	Data is not available	Data is not available	Oversupply
3/9/2020 16:46	0:01	SSA2	0.00466	0.01300	Oversupply
3/9/2020 16:47	0:02	KWPPII	0.01734	18.93720	Oversupply
3/9/2020 16:47	0:02	SSA3	0.00272	0.00300	Oversupply
3/9/2020 16:47	0:01	SSA2	0.00466	0.00000	Oversupply
3/9/2020 16:48	0:01	SSA2	0.00466	0.04600	Oversupply
3/9/2020 16:48	0:01	SSA3	0.00133	0.05500	Oversupply
3/9/2020 16:49	0:01	SSA2	0.00466	0.04800	Oversupply
3/10/2020 0:32	0:38	KWPPII	3.505	19.142	Oversupply
3/10/2020 1:35	0:01	KWPPII	0.00275	18.63881	Oversupply
3/10/2020 1:37	0:04	KWPPII	0.06920	18.95716	Oversupply
3/10/2020 2:06	0:01	KWPPII	0.00068	15.81759	Oversupply
3/10/2020 2:12	0:28	KWPPII	1.26326	18.23863	Oversupply
3/10/2020 2:43	0:03	KWPPII	0.03513	17.68976	Oversupply
3/10/2020 2:52	0:04	KWPPII	0.07491	17.19477	Oversupply
3/10/2020 2:57	0:12	KWPPII	0.450	18.360	Oversupply
3/10/2020 3:10	0:58	KWPPII	3.185805321	19.07890892	Oversupply
3/10/2020 4:15	0:03	KWPPII	0.01222	14.61206	Oversupply
3/10/2020 9:55	0:01	SSA2	0.00047	2.17500	Oversupply
3/10/2020 9:58	0:01	SSA3	0.00031	2.47100	Oversupply
3/10/2020 9:58	0:01	SSA3	0.00033	2.48400	Oversupply
3/10/2020 9:59	0:01	SSA2	0.00140	2.21600	Oversupply
3/10/2020 9:59	0:01	SSA3	0.00206	2.48100	Oversupply
3/10/2020 10:00	0:01	SSA2	0.00626	1.54500	Oversupply
3/10/2020 10:00	0:01	SSA3	0.00589	1.06000	Oversupply
3/10/2020 10:01	0:01	SSA2	0.00626	1.33000	Oversupply
3/10/2020 10:01	0:01	SSA3	0.00601	1.57800	Oversupply
3/10/2020 10:01	0:01	SSA2	0.00626	1.53400	Oversupply
3/10/2020 10:01	0:01	SSA3	0.00601	1.73100	Oversupply
3/10/2020 10:02	0:01	SSA3	0.00589	1.69100	Oversupply
3/10/2020 10:02	0:01	SSA2	0.00626	1.65000	Oversupply
3/10/2020 10:03	0:01	SSA3	0.00601	2.10800	Oversupply
3/10/2020 10:03	0:01	SSA2	0.00626	2.00900	Oversupply
3/10/2020 10:04	0:01	SSA3	0.00601	2.00100	Oversupply
3/10/2020 10:04	0:01	SSA2	0.00626	1.24200	Oversupply
3/10/2020 10:05	0:01	SSA2	0.00626	1.59100	Oversupply
3/10/2020 10:05	0:01	SSA3	0.00601	2.55600	Oversupply
3/10/2020 10:06	0:01	SSA2	0.00626	1.69400	Oversupply
3/10/2020 10:06	0:01	SSA3	0.00601	2.12500	Oversupply
3/10/2020 10:07	0:01	SSA2	0.00626	0.60300	Oversupply
3/10/2020 10:07	0:01	SSA3	0.00589	1.80300	Oversupply
3/10/2020 10:08	0:01	SSA2	0.00626	1.75600	Oversupply
3/10/2020 10:08	0:01	SSA3	0.00601	1.25800	Oversupply
3/10/2020 10:08	0:01	SSA2	0.00626	1.69100	Oversupply
3/10/2020 10:08	0:01	SSA3	0.00601	2.32000	Oversupply
3/10/2020 10:09	0:01	SSA3	0.00589	1.83000	Oversupply
3/10/2020 10:09	0:01	SSA2	0.00626	1.30900	Oversupply
3/10/2020 10:10	0:01	SSA3	0.00601	2.60800	Oversupply
3/10/2020 10:47	0:01	SSA3	0.00799	2.69200	Oversupply
3/10/2020 10:47	0:01	SSA2	0.01270	2.70600	Oversupply
3/10/2020 10:48	0:01	SSA3	0.00782	2.42300	Oversupply
3/10/2020 10:48	0:01	SSA2	0.01270	2.39200	Oversupply
3/10/2020 10:49	0:01	SSA3	0.00799	1.05300	Oversupply
3/10/2020 10:49	0:01	SSA2	0.01270	0.05400	Oversupply
3/10/2020 10:50	0:01	SSA3	0.00799	0.16000	Oversupply
3/10/2020 10:50	0:01	SSA2	0.01270	1.27900	Oversupply
3/10/2020 10:50	0:01	SSA3	0.00782	1.19300	Oversupply
3/10/2020 10:51	0:01	SSA2	0.01270	1.61300	Oversupply
3/10/2020 10:51	0:01	SSA3	0.00799	0.69400	Oversupply
3/10/2020 10:52	0:01	SSA2	0.01221	1.15500	Oversupply
3/10/2020 10:52	0:01	SSA3	0.00765	0.55000	Oversupply
3/10/2020 10:52	0:01	SSA2	0.01270	1.22700	Oversupply
3/10/2020 10:53	0:01	SSA3	0.00782	1.00200	Oversupply
3/10/2020 10:53	0:01	SSA2	0.01270	2.04000	Oversupply
3/10/2020 10:53	0:01	SSA3	0.00799	1.25800	Oversupply
3/10/2020 10:54	0:01	SSA2	0.01270	2.48300	Oversupply
3/10/2020 10:54	0:01	SSA3	0.00782	1.41100	Oversupply
3/10/2020 10:55	0:01	SSA3	0.00833	1.27700	Oversupply
3/10/2020 10:55	0:01	SSA2	0.01270	1.80100	Oversupply
3/10/2020 10:56	0:01	SSA3	0.00765	1.35400	Oversupply
3/10/2020 10:56	0:01	SSA2	0.01270	2.18400	Oversupply
3/10/2020 10:57	0:01	SSA3	0.00782	1.32200	Oversupply
3/10/2020 10:57	0:01	SSA2	0.01221	1.79800	Oversupply



Maui Curtailment Report

Start Date and Time	Duration (minutes)	IPP Curtailed	Estimated Curtailed MWH	Peak MW Curtailed	Reasons for Curtailment
3/10/2020 10:57	0:01	SSA3	0.00782	1.74700	Oversupply
3/10/2020 10:58	0:01	SSA2	0.01270	1.80700	Oversupply
3/10/2020 10:58	0:01	SSA3	0.00816	0.74600	Oversupply
3/10/2020 10:58	0:01	SSA2	0.01270	1.29300	Oversupply
3/10/2020 10:59	0:01	SSA3	0.00870	0.57600	Oversupply
3/10/2020 10:59	0:01	SSA2	0.01410	0.57800	Oversupply
3/10/2020 11:00	0:01	SSA3	0.00814	0.21000	Oversupply
3/10/2020 11:00	0:01	SSA2	0.01587	0.22600	Oversupply
3/10/2020 11:00	0:01	SSA3	0.00832	0.57400	Oversupply
3/10/2020 11:01	0:01	SSA2	0.01587	1.16400	Oversupply
3/10/2020 11:01	0:01	SSA3	0.00814	0.54900	Oversupply
3/10/2020 11:02	0:01	SSA2	0.01587	0.45300	Oversupply
3/10/2020 11:02	0:01	SSA3	0.00832	0.62900	Oversupply
3/10/2020 11:03	0:01	SSA3	0.00832	1.13100	Oversupply
3/10/2020 11:03	0:01	SSA2	0.01587	1.72700	Oversupply
3/10/2020 11:04	0:01	SSA3	0.00814	1.24900	Oversupply
3/10/2020 11:04	0:01	SSA2	0.01587	2.31000	Oversupply
3/10/2020 11:04	0:01	SSA3	0.00832	1.65800	Oversupply
3/10/2020 11:05	0:01	SSA2	0.01587	2.72000	Oversupply
3/10/2020 11:05	0:01	SSA3	0.00832	1.77100	Oversupply
3/10/2020 11:05	0:01	SSA2	0.01587	2.14400	Oversupply
3/10/2020 11:06	0:01	SSA3	0.00814	0.58100	Oversupply
3/10/2020 11:06	0:01	SSA2	0.01587	1.52000	Oversupply
3/10/2020 11:07	0:01	SSA3	0.00832	0.57000	Oversupply
3/10/2020 11:07	0:01	SSA2	0.01587	1.57700	Oversupply
3/10/2020 11:07	0:01	SSA3	0.00903	1.47700	Oversupply
3/10/2020 11:08	0:01	SSA2	0.01587	1.15700	Oversupply
3/10/2020 11:08	0:01	SSA3	0.00796	0.75700	Oversupply
3/10/2020 11:09	0:01	SSA2	0.01587	1.46400	Oversupply
3/10/2020 11:09	0:01	SSA3	0.00849	1.45500	Oversupply
3/10/2020 11:11	0:01	SSA2	0.01587	2.11100	Oversupply
3/10/2020 11:12	0:01	SSA3	0.00832	1.71100	Oversupply
3/10/2020 11:12	0:01	SSA2	0.01587	2.58400	Oversupply
3/10/2020 11:13	0:01	SSA3	0.00814	1.48400	Oversupply
3/10/2020 11:13	0:01	SSA2	0.01587	2.43900	Oversupply
3/10/2020 11:14	0:01	SSA3	0.00832	1.72100	Oversupply
3/10/2020 11:14	0:01	SSA2	0.01595	2.24800	Oversupply
3/10/2020 11:14	0:01	SSA3	0.00672	1.45100	Oversupply
3/10/2020 11:15	0:01	SSA2	0.01667	2.52500	Oversupply
3/10/2020 11:15	0:01	SSA3	0.00873	1.51300	Oversupply
3/10/2020 11:16	0:01	SSA2	0.01667	1.80600	Oversupply
3/10/2020 11:16	0:01	SSA3	0.00892	1.41200	Oversupply
3/10/2020 11:17	0:01	SSA2	0.01603	1.89700	Oversupply
3/10/2020 11:17	0:01	SSA3	0.00949	1.08500	Oversupply
3/10/2020 11:17	0:01	SSA2	0.01667	0.85800	Oversupply
3/10/2020 11:18	0:01	SSA3	0.00854	1.21200	Oversupply
3/10/2020 11:18	0:01	SSA2	0.01667	2.54200	Oversupply
3/10/2020 11:18	0:01	SSA3	0.00873	1.55500	Oversupply
3/10/2020 11:19	0:01	SSA3	0.00892	1.39200	Oversupply
3/10/2020 11:19	0:01	SSA2	0.01667	1.32000	Oversupply
3/10/2020 11:20	0:01	SSA3	0.00892	1.06300	Oversupply
3/10/2020 11:20	0:01	SSA2	0.01667	1.55000	Oversupply
3/10/2020 11:21	0:01	SSA3	0.00873	0.97200	Oversupply
3/10/2020 11:21	0:01	SSA2	0.01667	1.63500	Oversupply
3/10/2020 11:21	0:01	SSA3	0.00892	1.31500	Oversupply
3/10/2020 11:22	0:01	SSA2	0.01667	1.52400	Oversupply
3/10/2020 11:22	0:01	SSA3	0.00892	0.79800	Oversupply
3/10/2020 11:23	0:01	SSA2	0.01667	1.13100	Oversupply
3/10/2020 11:23	0:01	SSA3	0.00854	1.07200	Oversupply
3/10/2020 11:24	0:01	SSA2	0.01667	1.76600	Oversupply
3/10/2020 11:24	0:01	SSA3	0.00892	1.21700	Oversupply
3/10/2020 11:24	0:01	SSA2	0.01667	1.91100	Oversupply
3/10/2020 11:25	0:01	SSA3	0.00892	1.37800	Oversupply
3/10/2020 11:25	0:01	SSA2	0.01667	1.52200	Oversupply
3/10/2020 11:25	0:01	SSA3	0.00892	1.42000	Oversupply
3/10/2020 11:26	0:01	SSA2	0.01635	2.49300	Oversupply
3/10/2020 11:26	0:01	SSA3	0.00873	1.56900	Oversupply
3/10/2020 11:27	0:01	SSA3	0.00873	1.77300	Oversupply
3/10/2020 11:27	0:01	SSA2	0.01635	2.33500	Oversupply
3/10/2020 11:28	0:01	SSA3	0.00892	0.94600	Oversupply
3/10/2020 11:28	0:01	SSA2	0.01667	1.79100	Oversupply
3/10/2020 11:28	0:01	SSA3	0.00892	1.07700	Oversupply
3/10/2020 11:29	0:01	SSA2	0.01701	1.34600	Oversupply
3/10/2020 11:29	0:01	SSA3	0.01124	0.86300	Oversupply
3/10/2020 11:30	0:01	SSA2	0.02065	1.00200	Oversupply



Maui Curtailment Report

Start Date and Time	Duration (minutes)	IPP Curtailed	Estimated Curtailed MWH	Peak MW Curtailed	Reasons for Curtailment
3/10/2020 11:30	0:01	SSA3	0.01281	1.47500	Oversupply
3/10/2020 11:30	0:01	SSA2	0.02106	1.46000	Oversupply
3/10/2020 11:31	0:01	SSA3	0.01281	1.40300	Oversupply
3/10/2020 11:31	0:01	SSA2	0.02106	1.48500	Oversupply
3/10/2020 11:32	0:01	SSA3	0.01254	1.39100	Oversupply
3/10/2020 11:32	0:01	SSA2	0.02106	2.247	Oversupply
3/10/2020 11:32	0:01	SSA3	0.01281	1.91500	Oversupply
3/10/2020 11:33	0:01	SSA2	0.021	1.167	Oversupply
3/10/2020 11:33	0:01	SSA3	0.01336	1.14600	Oversupply
3/10/2020 11:34	0:01	SSA2	0.02106	0.759	Oversupply
3/10/2020 11:34	0:01	SSA3	0.01281	0.98700	Oversupply
3/10/2020 11:35	0:01	SSA3	0.01254	1.18700	Oversupply
3/10/2020 11:35	0:01	SSA2	0.02025	2.106	Oversupply
3/10/2020 11:36	0:02	SSA3	0.02535	0.28900	Oversupply
3/10/2020 11:36	0:01	SSA2	0.02106	0.998	Oversupply
3/10/2020 11:36	0:01	SSA2	0.02106	0.869	Oversupply
3/10/2020 11:37	0:01	SSA3	0.01281	1.14600	Oversupply
3/10/2020 11:37	0:01	SSA2	0.02106	1.366	Oversupply
3/10/2020 11:38	0:01	SSA3	0.01254	0.49100	Oversupply
3/10/2020 11:38	0:01	SSA2	0.02106	1.05700	Oversupply
3/10/2020 11:39	0:01	SSA3	0.01254	0.59800	Oversupply
3/10/2020 11:39	0:01	SSA2	0.021	0.677	Oversupply
3/10/2020 11:39	0:01	SSA3	0.01281	0.35300	Oversupply
3/10/2020 11:40	0:01	SSA2	0.02106	0.87900	Oversupply
3/10/2020 11:40	0:01	SSA3	0.01281	0.95400	Oversupply
3/10/2020 11:41	0:01	SSA2	0.02025	1.637	Oversupply
3/10/2020 11:41	0:01	SSA3	0.01254	0.98500	Oversupply
3/10/2020 11:42	0:01	SSA2	0.02106	1.72500	Oversupply
3/10/2020 11:42	0:01	SSA3	0.01281	1.07300	Oversupply
3/10/2020 11:42	0:01	SSA2	0.02106	1.76700	Oversupply
3/10/2020 11:42	0:01	SSA3	0.01281	1.17800	Oversupply
3/10/2020 11:43	0:01	SSA3	0.01227	1.27500	Oversupply
3/10/2020 11:43	0:01	SSA2	0.02106	1.87600	Oversupply
3/10/2020 11:44	0:01	SSA3	0.00915	0.79000	Oversupply
3/10/2020 11:44	0:01	SSA2	0.01624	0.91500	Oversupply
3/10/2020 11:45	0:01	SSA3	0.01084	0.65900	Oversupply
3/10/2020 11:45	0:01	SSA2	0.01390	0.97400	Oversupply
3/10/2020 11:46	0:01	SSA3	0.00997	0.54600	Oversupply
3/10/2020 11:46	0:01	SSA2	0.01390	0.58000	Oversupply
3/10/2020 11:46	0:01	SSA3	0.01041	0.82900	Oversupply
3/10/2020 11:47	0:01	SSA2	0.014	1.333	Oversupply
3/10/2020 11:47	0:01	SSA3	0.01019	1.27600	Oversupply
3/10/2020 11:48	0:01	SSA2	0.013895556	1.143	Oversupply
3/10/2020 11:48	0:01	SSA3	0.00997	1.17200	Oversupply
3/10/2020 11:49	0:01	SSA2	0.01390	1.47500	Oversupply
3/10/2020 11:49	0:01	SSA3	0.01019	1.41400	Oversupply
3/10/2020 11:49	0:01	SSA2	0.01390	1.36000	Oversupply
3/10/2020 11:50	0:01	SSA3	0.01019	1.03700	Oversupply
3/10/2020 11:50	0:01	SSA2	0.01390	1.79300	Oversupply
3/10/2020 11:50	0:01	SSA3	0.00997	0.97700	Oversupply
3/10/2020 11:51	0:01	SSA3	0.01019	1.69500	Oversupply
3/10/2020 11:51	0:02	SSA2	0.02779	2.00700	Oversupply
3/10/2020 11:52	0:01	SSA3	0.01019	1.55000	Oversupply
3/10/2020 11:53	0:01	SSA3	0.00997	1.52500	Oversupply
3/10/2020 11:53	0:01	SSA2	0.01390	1.59800	Oversupply
3/10/2020 11:54	0:01	SSA2	0.01390	2.90600	Oversupply
3/10/2020 11:54	0:01	SSA3	0.01041	1.93300	Oversupply
3/10/2020 12:00	0:01	SSA3	0.00565	2.65700	Oversupply
3/10/2020 12:01	0:01	SSA3	0.00553	2.16000	Oversupply
3/10/2020 12:02	0:01	SSA2	0.00524	1.60700	Oversupply
3/10/2020 12:02	0:01	SSA3	0.00577	2.16400	Oversupply
3/10/2020 12:02	0:01	SSA2	0.005	1.986	Oversupply
3/10/2020 12:03	0:01	SSA3	0.00577	1.92800	Oversupply
3/10/2020 12:03	0:01	SSA3	0.00590	2.14700	Oversupply
3/10/2020 12:05	0:01	SSA2	0.005344444	2.344	Oversupply
3/10/2020 12:05	0:01	SSA3	0.00565	1.45200	Oversupply
3/10/2020 12:06	0:01	SSA3	0.00577	1.38400	Oversupply
3/10/2020 12:06	0:01	SSA2	0.00534	1.91300	Oversupply
3/10/2020 12:07	0:01	SSA3	0.00577	1.50000	Oversupply
3/10/2020 12:07	0:01	SSA2	0.005344445	2.257	Oversupply
3/10/2020 12:07	0:01	SSA3	0.00565	1.71500	Oversupply
3/10/2020 12:08	0:01	SSA2	0.005344444	2.165	Oversupply
3/10/2020 12:08	0:01	SSA3	0.00565	1.60400	Oversupply
3/10/2020 12:08	0:01	SSA2	0.005	2.343	Oversupply
3/10/2020 12:09	0:01	SSA3	0.00577	2.27400	Oversupply



Maui Curtailment Report

Start Date and Time	Duration (minutes)	IPP Curtailed	Estimated Curtailed MWH	Peak MW Curtailed	Reasons for Curtailment
3/10/2020 12:09	0:01	SSA2	0.005241667	2.038	Oversupply
3/10/2020 12:10	0:01	SSA3	0.00565	1.90400	Oversupply
3/10/2020 12:10	0:01	SSA2	0.005344445	2.451	Oversupply
3/10/2020 12:10	0:01	SSA3	0.00577	1.84700	Oversupply
3/10/2020 12:13	0:01	SSA2	0.005344445	2.901	Oversupply
3/10/2020 12:13	0:01	SSA3	0.00577	2.40600	Oversupply
3/10/2020 12:14	0:01	SSA3	0.00565	2.24600	Oversupply
3/10/2020 13:07	0:01	SSA3	0.00362	2.49200	Oversupply
3/10/2020 13:07	0:01	SSA2	0.001184445	2.842	Oversupply
3/10/2020 13:15	0:01	SSA3	0.00723	2.87300	Oversupply
3/10/2020 13:15	0:01	SSA2	0.005138889	2.617	Oversupply
3/10/2020 13:16	0:01	SSA3	0.00723	1.61900	Oversupply
3/10/2020 13:16	0:01	SSA2	0.005344445	2.591	Oversupply
3/10/2020 13:16	0:01	SSA3	0.00723	1.98100	Oversupply
3/10/2020 13:17	0:02	SSA2	0.010586111	1.971	Oversupply
3/10/2020 13:17	0:01	SSA3	0.00738	2.48500	Oversupply
3/10/2020 13:18	0:01	SSA3	0.00692	1.97700	Oversupply
3/10/2020 13:18	0:01	SSA2	0.005344444	1.868	Oversupply
3/10/2020 13:19	0:01	SSA3	0.00692	2.20300	Oversupply
3/10/2020 13:19	0:01	SSA2	0.005344445	2.247	Oversupply
3/10/2020 13:20	0:01	SSA3	0.00723	1.72900	Oversupply
3/10/2020 13:20	0:01	SSA2	0.005344445	1.452	Oversupply
3/10/2020 13:20	0:01	SSA3	0.00723	1.35300	Oversupply
3/10/2020 13:21	0:01	SSA2	0.005344444	2.661	Oversupply
3/10/2020 13:21	0:01	SSA3	0.00707	1.28600	Oversupply
3/10/2020 13:22	0:01	SSA2	0.005	2.388	Oversupply
3/10/2020 13:22	0:01	SSA3	0.00723	2.15800	Oversupply
3/10/2020 13:41	0:01	SSA2	0.001011111	2.889	Oversupply
3/10/2020 13:41	0:01	SSA3	0.00079	2.90500	Oversupply
3/10/2020 13:42	0:01	SSA3	0.00081	2.87600	Oversupply
3/10/2020 13:43	0:01	SSA2	0.001	2.602	Oversupply
3/10/2020 13:43	0:01	SSA3	0.00090	2.46900	Oversupply
3/10/2020 13:43	0:01	SSA2	0.001011111	2.746	Oversupply
3/10/2020 13:44	0:01	SSA3	0.00078	2.26800	Oversupply
3/10/2020 13:44	0:01	SSA2	0.021	2.693	Oversupply
3/10/2020 13:44	0:01	SSA3	0.02699	2.69500	Oversupply
3/10/2020 13:45	0:01	SSA2	0.030015556	2.308	Oversupply
3/10/2020 13:45	0:01	SSA3	0.02697	2.36600	Oversupply
3/10/2020 13:46	0:01	SSA2	0.030	1.459	Oversupply
3/10/2020 13:46	0:01	SSA3	0.02757	2.19300	Oversupply
3/10/2020 13:47	0:01	SSA3	0.02817	1.60600	Oversupply
3/10/2020 13:47	0:01	SSA2	0.030	1.527	Oversupply
3/10/2020 13:48	0:01	SSA3	0.02698	0.60900	Oversupply
3/10/2020 13:48	0:01	SSA2	0.030015556	1.006	Oversupply
3/10/2020 13:48	0:01	SSA3	0.028	1.253	Oversupply
3/10/2020 13:49	0:01	SSA2	0.030	0.734	Oversupply
3/10/2020 13:49	0:01	SSA3	0.02757	0.88200	Oversupply
3/10/2020 13:49	0:01	SSA2	0.030	0.959	Oversupply
3/10/2020 13:50	0:01	SSA3	0.02757	0.41400	Oversupply
3/10/2020 13:50	0:01	SSA2	0.030015556	0.612	Oversupply
3/10/2020 13:51	0:01	SSA3	0.02697	0.63200	Oversupply
3/10/2020 13:51	0:01	SSA2	0.030015555	1.137	Oversupply
3/10/2020 13:51	0:01	SSA3	0.02817	0.83300	Oversupply
3/10/2020 13:52	0:01	SSA2	0.030592778	0.556	Oversupply
3/10/2020 13:52	0:01	SSA3	0.028173889	0.431	Oversupply
3/10/2020 13:53	0:01	SSA2	0.03002	0.28800	Oversupply
3/10/2020 13:53	0:01	SSA3	0.02757	0.36500	Oversupply
3/10/2020 13:54	0:01	SSA3	0.02697	0.66600	Oversupply
3/10/2020 13:54	0:01	SSA2	0.03002	0.75200	Oversupply
3/10/2020 13:54	0:01	SSA3	0.02757	0.52500	Oversupply
3/10/2020 13:55	0:01	SSA2	0.03002	0.21200	Oversupply
3/10/2020 13:55	0:03	SSA3	0.11150	0.02300	Oversupply
3/10/2020 13:56	0:02	AWE	0.00891	13.10000	Oversupply
3/10/2020 13:56	0:01	SSA2	0.030	0.024	Oversupply
3/10/2020 13:56	0:03	SSA2	0.09005	0.33000	Oversupply
3/10/2020 13:57	0:02	BS250	Data is not available	Data is not available	Oversupply
3/10/2020 13:58	0:01	SSA3	0.02817	0.05200	Oversupply
3/10/2020 13:59	0:01	SSA2	0.03065	0.05700	Oversupply
3/10/2020 13:59	0:01	SSA3	0.028	0.104	Oversupply
3/10/2020 14:00	0:01	SSA2	0.031575556	0.136	Oversupply
3/10/2020 14:00	0:01	SSA3	0.02752	0.13500	Oversupply
3/10/2020 14:01	0:01	SSA3	0.03171	0.13700	Oversupply
3/10/2020 14:01	0:01	SSA2	0.03158	0.14000	Oversupply
3/10/2020 14:02	0:01	SSA3	0.028121666	0.429	Oversupply
3/10/2020 14:02	0:01	SSA2	0.03158	0.10700	Oversupply



Maui Curtailment Report

Start Date and Time	Duration (minutes)	IPP Curtailed	Estimated Curtailed MWH	Peak MW Curtailed	Reasons for Curtailment
3/10/2020 14:02	0:01	SSA3	0.02752	0.70300	Oversupply
3/10/2020 14:02	0:01	SSA2	0.03158	0.12400	Oversupply
3/10/2020 14:03	0:01	SSA3	0.02812	1.12200	Oversupply
3/10/2020 14:03	0:01	SSA2	0.03158	0.28200	Oversupply
3/10/2020 14:04	0:01	SSA3	0.02692	0.07900	Oversupply
3/10/2020 14:04	0:01	SSA2	0.03158	0.38700	Oversupply
3/10/2020 14:05	0:01	SSA3	0.02692	0.45300	Oversupply
3/10/2020 14:05	0:01	SSA2	0.03158	0.29300	Oversupply
3/10/2020 14:05	0:01	SSA3	0.02812	0.33100	Oversupply
3/10/2020 14:06	0:01	SSA2	0.03158	0.60400	Oversupply
3/10/2020 14:06	0:01	SSA3	0.02812	0.92700	Oversupply
3/10/2020 14:07	0:01	SSA2	0.03158	0.73500	Oversupply
3/10/2020 14:07	0:01	SSA3	0.02752	0.70400	Oversupply
3/10/2020 14:08	0:01	SSA2	0.03158	0.86500	Oversupply
3/10/2020 14:08	0:01	SSA3	0.02812	0.87600	Oversupply
3/10/2020 14:08	0:01	SSA3	0.02812	0.85000	Oversupply
3/10/2020 14:09	0:01	SSA2	0.03158	0.92100	Oversupply
3/10/2020 14:09	0:01	SSA3	0.02692	0.19400	Oversupply
3/10/2020 14:09	0:01	SSA2	0.03158	0.68500	Oversupply
3/10/2020 14:10	0:01	SSA3	0.02812	0.89700	Oversupply
3/10/2020 14:10	0:01	SSA2	0.03158	0.19900	Oversupply
3/10/2020 14:11	0:01	SSA3	0.02752	0.19900	Oversupply
3/10/2020 14:11	0:01	SSA2	0.03158	0.28100	Oversupply
3/10/2020 14:12	0:01	SSA3	0.02692	1.00500	Oversupply
3/10/2020 14:12	0:01	SSA2	0.03158	1.44500	Oversupply
3/10/2020 14:12	0:01	SSA3	0.02812	1.83500	Oversupply
3/10/2020 14:13	0:01	SSA2	0.03158	2.16000	Oversupply
3/10/2020 14:13	0:01	SSA3	0.02752	2.33300	Oversupply
3/10/2020 14:16	0:01	SSA2	0.00107	2.90100	Oversupply
3/12/2020 14:55	0:01	AWE	0.00167	0.10000	Oversupply
3/13/2020 0:24	0:01	KWPll	0.00007	0.00399	Oversupply
3/13/2020 10:32	0:01	AWE	0.00167	0.10000	Oversupply
3/13/2020 10:34	0:01	AWE	0.00167	0.10000	Oversupply
3/13/2020 10:36	0:01	AWE	0.00167	0.10000	Oversupply
3/14/2020 7:14	0:01	AWE	0.00167	0.10000	Oversupply
3/15/2020 10:47	0:01	SSA3	0.00251	1.91600	Oversupply
3/15/2020 10:48	0:01	SSA2	0.001	2.026	Oversupply
3/15/2020 10:48	0:01	SSA2	0.00071	0.07600	Oversupply
3/15/2020 10:49	0:01	SSA3	0.00236	1.52900	Oversupply
3/15/2020 10:59	0:01	SSA3	0.01287	2.78100	Oversupply
3/15/2020 11:00	0:01	SSA2	0.025050381	2.559	Oversupply
3/15/2020 11:00	0:01	SSA3	0.02016	0.89900	Oversupply
3/15/2020 11:01	0:01	SSA2	0.02505	0.32200	Oversupply
3/15/2020 11:01	0:05	BS250	Data is not available	Data is not available	Oversupply
3/15/2020 11:01	0:05	SSA3	0.12094	0.01600	Oversupply
3/15/2020 11:01	0:04	SSA2	0.12236	0.02600	Oversupply
3/15/2020 11:02	0:03	KWPll	0.004	0.132	Oversupply
3/15/2020 11:03	0:04	AWE	0.14873	18.70000	Oversupply
3/15/2020 11:06	0:01	SSA3	0.02059	-0.00300	Oversupply
3/15/2020 11:06	0:01	SSA2	0.02457	0.01400	Oversupply
3/15/2020 11:06	0:01	SSA3	0.02103	-0.00300	Oversupply
3/15/2020 11:06	0:01	SSA2	0.02505	0.11400	Oversupply
3/15/2020 11:07	0:01	SSA3	0.02059	0.25200	Oversupply
3/15/2020 11:07	0:01	SSA2	0.02505	0.25600	Oversupply
3/15/2020 11:26	0:01	SSA2	0.00007	2.41900	Oversupply
3/15/2020 11:26	0:01	SSA3	0.00027	2.71300	Oversupply
3/15/2020 11:36	0:01	SSA3	0.01093	2.36000	Oversupply
3/15/2020 11:36	0:01	SSA2	0.01046	2.81000	Oversupply
3/15/2020 11:36	0:01	SSA3	0.01093	2.94600	Oversupply
3/15/2020 11:37	0:01	SSA2	0.01046	3.13400	Oversupply
3/15/2020 11:37	0:01	SSA3	0.01070	0.22000	Oversupply
3/15/2020 11:38	0:01	SSA2	0.01046	0.18200	Oversupply
3/15/2020 11:38	0:01	SSA3	0.01047	0.29500	Oversupply
3/15/2020 11:39	0:01	SSA2	0.01046	0.51800	Oversupply
3/15/2020 11:39	0:01	SSA3	0.01070	1.43400	Oversupply
3/15/2020 11:39	0:01	SSA2	0.01046	1.51300	Oversupply
3/15/2020 11:40	0:01	SSA3	0.01093	0.16000	Oversupply
3/15/2020 11:40	0:01	SSA2	0.01046	1.53200	Oversupply
3/15/2020 11:40	0:01	SSA3	0.01093	0.61600	Oversupply
3/15/2020 11:41	0:01	SSA2	0.01046	0.30000	Oversupply
3/15/2020 11:41	0:01	SSA3	0.01070	1.43200	Oversupply
3/15/2020 11:42	0:01	SSA3	0.01163	0.12700	Oversupply
3/15/2020 11:42	0:01	SSA2	0.01005	0.91500	Oversupply
3/15/2020 11:43	0:01	SSA3	0.01047	1.09400	Oversupply
3/15/2020 11:43	0:01	SSA2	0.01046	1.19800	Oversupply



Maui Curtailment Report

Start Date and Time	Duration (minutes)	IPP Curtailed	Estimated Curtailed MWH	Peak MW Curtailed	Reasons for Curtailment
3/15/2020 11:43	0:01	SSA3	0.01070	1.31600	Oversupply
3/15/2020 11:44	0:01	SSA2	0.01032	1.50800	Oversupply
3/15/2020 11:44	0:01	SSA3	0.010	1.049	Oversupply
3/15/2020 11:45	0:01	SSA2	0.00832	0.88200	Oversupply
3/15/2020 11:45	0:01	SSA3	0.00676	0.47500	Oversupply
3/15/2020 11:45	0:01	SSA2	0.00832	0.48000	Oversupply
3/15/2020 11:46	0:01	SSA3	0.006909886	0.505	Oversupply
3/15/2020 11:46	0:01	SSA2	0.00832	1.33800	Oversupply
3/15/2020 11:47	0:01	SSA3	0.006615848	1.772	Oversupply
3/15/2020 11:54	0:01	SSA3	0.006762867	2.85	Oversupply
3/15/2020 11:55	0:01	SSA3	0.006762866	2.456	Oversupply
3/15/2020 11:55	0:01	SSA2	0.00832	2.93500	Oversupply
3/15/2020 11:56	0:01	SSA3	0.00706	1.04600	Oversupply
3/15/2020 11:56	0:01	SSA2	0.00832	0.57900	Oversupply
3/15/2020 11:57	0:01	SSA3	0.00662	0.02200	Oversupply
3/15/2020 11:57	0:01	SSA2	0.00832	0.28100	Oversupply
3/15/2020 11:57	0:01	SSA3	0.006762867	0.665	Oversupply
3/15/2020 11:58	0:01	SSA2	0.00832	1.38800	Oversupply
3/15/2020 12:07	0:01	SSA2	0.01046	1.74000	Oversupply
3/15/2020 12:07	0:01	SSA3	0.006639908	3	Oversupply
3/15/2020 12:08	0:01	SSA2	0.01046	2.03800	Oversupply
3/15/2020 12:08	0:01	SSA3	0.006108715	0.655	Oversupply
3/15/2020 12:09	0:01	SSA2	0.01046	0.12500	Oversupply
3/15/2020 12:09	0:01	SSA3	0.006108715	0.116	Oversupply
3/15/2020 12:10	0:01	SSA3	0.006108715	0.587	Oversupply
3/15/2020 12:10	0:01	SSA2	0.01046	1.16100	Oversupply
3/15/2020 12:10	0:01	SSA3	0.00598	0.12900	Oversupply
3/15/2020 12:11	0:01	SSA2	0.01046	0.14000	Oversupply
3/15/2020 12:11	0:01	SSA3	0.00611	1.09300	Oversupply
3/15/2020 12:11	0:01	SSA2	0.01046	1.53200	Oversupply
3/15/2020 12:17	0:01	SSA3	0.01839	2.40700	Oversupply
3/15/2020 12:18	0:01	SSA2	0.02757	3.02700	Oversupply
3/15/2020 12:18	0:02	SSA3	0.05438	0.24500	Oversupply
3/15/2020 12:18	0:02	SSA2	0.05622	0.47900	Oversupply
3/15/2020 12:19	0:02	BS250	Data is not available	Data is not available	Oversupply
3/15/2020 12:19	0:02	AWE	0.01891	18.30000	Oversupply
3/15/2020 12:19	0:02	KWPll	0.01685	1.10174	Oversupply
3/15/2020 12:20	0:01	SSA2	0.02811	0.00400	Oversupply
3/15/2020 12:20	0:01	SSA3	0.01800	-0.00200	Oversupply
3/15/2020 12:22	0:01	SSA3	0.01800	-0.00200	Oversupply
3/15/2020 12:23	0:01	SSA3	0.01839	-0.00200	Oversupply
3/15/2020 12:23	0:01	SSA2	0.02811	0.13200	Oversupply
3/15/2020 12:23	0:01	SSA3	0.01839	-0.00400	Oversupply
3/15/2020 12:24	0:01	SSA2	0.028108889	0.124	Oversupply
3/15/2020 12:24	0:01	SSA3	0.01800	0.03500	Oversupply
3/15/2020 12:24	0:01	SSA2	0.02811	0.11200	Oversupply
3/15/2020 12:25	0:01	SSA3	0.01839	0.30600	Oversupply
3/15/2020 12:25	0:01	SSA2	0.02811	0.41600	Oversupply
3/15/2020 12:26	0:01	SSA3	0.01839	0.62100	Oversupply
3/15/2020 12:26	0:01	SSA2	0.02811	0.88800	Oversupply
3/15/2020 12:27	0:01	SSA3	0.01800	1.02900	Oversupply
3/15/2020 12:27	0:01	SSA2	0.02811	1.36000	Oversupply
3/15/2020 12:27	0:01	SSA3	0.01839	2.59300	Oversupply
3/15/2020 12:28	0:01	SSA2	0.02811	2.26700	Oversupply
3/15/2020 12:28	0:08	SSA3	0.34082	1.07800	Oversupply
3/15/2020 12:29	0:08	BS250	Data is not available	Data is not available	Oversupply
3/15/2020 12:29	0:09	KWPll	0.10505	1.44903	Oversupply
3/15/2020 12:29	0:09	SSA2	0.39931	0.27500	Oversupply
3/15/2020 12:30	0:08	AWE	0.17272	19.10000	Oversupply
3/15/2020 12:36	0:01	SSA3	0.03381	-0.00200	Oversupply
3/15/2020 12:37	0:01	SSA3	0.034	-0.002	Oversupply
3/15/2020 12:37	0:01	SSA2	0.04122	0.10300	Oversupply
3/15/2020 12:38	0:01	SSA3	0.03381	-0.00200	Oversupply
3/15/2020 12:38	0:01	SSA2	0.04122	0.12700	Oversupply
3/15/2020 12:39	0:01	BS250	Data is not available	Data is not available	Oversupply
3/15/2020 12:39	0:01	SSA3	0.03381	-0.00200	Oversupply
3/15/2020 12:39	0:05	SSA2	0.24735	0.01100	Oversupply
3/15/2020 12:40	0:05	KWPll	0.06740837	1.131681323	Oversupply
3/15/2020 12:40	0:01	SSA3	0.03307	-0.00200	Oversupply
3/15/2020 12:40	0:03	SSA3	0.135957383	-0.004	Oversupply
3/15/2020 12:41	0:03	BS250	Data is not available	Data is not available	Oversupply
3/15/2020 12:42	0:03	AWE	0.02322	17.30000	Oversupply
3/15/2020 12:43	0:01	SSA3	0.03381	0.00000	Oversupply
3/15/2020 12:46	0:01	SSA3	0.03583	0.13300	Oversupply
3/15/2020 12:46	0:01	SSA2	0.03949	0.15900	Oversupply



Maui Curtailment Report

Start Date and Time	Duration (minutes)	IPP Curtailed	Estimated Curtailed MWH	Peak MW Curtailed	Reasons for Curtailment
3/15/2020 12:46	0:10	SSA3	0.45814	0.01900	Oversupply
3/15/2020 12:47	0:10	BS250	Data is not available	Data is not available	Oversupply
3/15/2020 12:47	0:10	SSA2	0.473074234	0.02	Oversupply
3/15/2020 12:48	0:10	AWE	0.60324	19.20000	Oversupply
3/15/2020 12:48	0:10	KWP11	0.16634	1.18058	Oversupply
3/15/2020 12:57	0:01	SSA3	0.03583	-0.00400	Oversupply
3/15/2020 13:00	0:01	SSA3	0.012	0.607	Oversupply
3/15/2020 13:01	0:01	SSA2	0.011233127	0.462	Oversupply
3/15/2020 13:01	0:01	SSA3	0.011552178	0.909	Oversupply
3/15/2020 13:02	0:01	SSA2	0.011233126	0.927	Oversupply
3/15/2020 13:10	0:01	SSA3	0.01131	2.88900	Oversupply
3/15/2020 13:10	0:01	SSA2	0.011233127	1.642	Oversupply
3/15/2020 13:10	0:01	SSA3	0.01131	0.80700	Oversupply
3/15/2020 13:11	0:01	SSA2	0.011233126	0.025	Oversupply
3/15/2020 13:11	0:01	SSA3	0.01155	0.05200	Oversupply
3/15/2020 13:12	0:01	SSA3	0.01155	0.38500	Oversupply
3/15/2020 13:12	0:01	SSA2	0.011233127	0.463	Oversupply
3/15/2020 13:13	0:01	SSA3	0.01155	1.66900	Oversupply
3/15/2020 13:13	0:01	SSA2	0.011233127	1.697	Oversupply
3/15/2020 13:14	0:01	SSA3	0.01106	1.33400	Oversupply
3/15/2020 13:14	0:01	SSA2	0.011597571	1.595	Oversupply
3/15/2020 13:14	0:01	SSA3	0.019	2.024	Oversupply
3/15/2020 13:15	0:01	SSA2	0.024353334	2.184	Oversupply
3/15/2020 13:20	0:01	SSA3	0.02226	2.47000	Oversupply
3/15/2020 13:21	0:08	BS250	Data is not available	Data is not available	Oversupply
3/15/2020 13:21	0:08	SSA3	0.24678	2.68100	Oversupply
3/15/2020 13:21	0:01	SSA2	0.024353333	2.277	Oversupply
3/15/2020 13:22	0:08	SSA2	0.218711667	0.242	Oversupply
3/15/2020 13:22	0:04	AWE	0.04784	12.80000	Oversupply
3/15/2020 13:22	0:08	KWP11	0.09642	1.12569	Oversupply
3/15/2020 13:27	0:03	AWE	0.04049	10.40000	Oversupply
3/15/2020 13:29	0:01	SSA3	0.023517222	-0.004	Oversupply
3/15/2020 13:29	0:01	SSA2	0.024006666	0.062	Oversupply
3/15/2020 13:30	0:01	SSA3	0.01816204	-0.004	Oversupply
3/15/2020 13:30	0:02	SSA2	0.036475833	0.146	Oversupply
3/15/2020 13:31	0:01	SSA3	0.01778	-0.00300	Oversupply
3/15/2020 13:31	0:01	SSA3	0.01739	-0.00300	Oversupply
3/15/2020 13:35	0:01	SSA3	0.01816	0.70000	Oversupply
3/15/2020 13:35	0:01	SSA2	0.018237917	1.491	Oversupply
3/15/2020 13:37	0:01	SSA3	0.018	2.172	Oversupply
3/15/2020 13:37	0:01	SSA2	0.018237916	2.252	Oversupply
3/15/2020 13:38	0:01	SSA3	0.01739	0.16700	Oversupply
3/15/2020 13:39	0:01	SSA2	0.018237917	2.277	Oversupply
3/15/2020 13:39	0:01	SSA3	0.01816	1.15900	Oversupply
3/15/2020 13:40	0:01	SSA2	0.018237916	1.854	Oversupply
3/15/2020 13:40	0:01	SSA3	0.018162041	2.247	Oversupply
3/15/2020 13:41	0:01	SSA2	0.018237917	0.168	Oversupply
3/15/2020 13:41	0:01	SSA3	0.01778	0.39500	Oversupply
3/15/2020 13:41	0:01	SSA2	0.018237917	0.777	Oversupply
3/16/2020 8:38	0:01	KWP11	0.00098	0.05888	Oversupply
3/16/2020 11:29	0:01	SSA3	0.00983	1.78700	Oversupply
3/16/2020 11:31	0:01	SSA2	0.027879171	2.004	Oversupply
3/16/2020 11:31	0:01	SSA3	0.02321	3.13800	Oversupply
3/16/2020 11:32	0:01	SSA2	0.027879171	2.349	Oversupply
3/16/2020 11:32	0:01	SSA3	0.02372	2.30900	Oversupply
3/16/2020 11:33	0:01	SSA2	0.027343033	2.115	Oversupply
3/16/2020 11:33	0:01	SSA3	0.023	1.948	Oversupply
3/16/2020 11:34	0:01	SSA2	0.028	0.041	Oversupply
3/16/2020 11:34	0:01	SSA3	0.023718328	0.281	Oversupply
3/16/2020 11:34	0:01	SSA2	0.028	0.620	Oversupply
3/16/2020 11:35	0:19	BS250	Data is not available	Data is not available	Oversupply
3/16/2020 11:35	0:18	SSA3	0.63032	0.83400	Oversupply
3/16/2020 11:35	0:18	SSA2	0.634550975	0.031	Oversupply
3/16/2020 11:36	0:18	AWE	1.40656	20.90000	Oversupply
3/16/2020 11:53	0:01	SSA3	0.02965	-0.00100	Oversupply
3/16/2020 11:54	0:01	SSA2	0.03259	0.23300	Oversupply
3/16/2020 11:54	0:01	SSA3	0.02965	0.42600	Oversupply
3/16/2020 11:54	0:01	SSA2	0.03259	0.95800	Oversupply
3/16/2020 11:55	0:01	SSA3	0.03029	0.75900	Oversupply
3/16/2020 11:55	0:01	SSA2	0.032585009	0.995	Oversupply
3/16/2020 11:55	0:01	SSA3	0.02965	0.88500	Oversupply
3/16/2020 11:56	0:01	SSA3	0.02965	0.22500	Oversupply
3/16/2020 11:56	0:01	SSA2	0.03258501	0.556	Oversupply
3/16/2020 11:57	0:01	SSA3	0.02965	0.26300	Oversupply
3/16/2020 11:57	0:01	SSA2	0.03258501	0.769	Oversupply



Maui Curtailment Report

Start Date and Time	Duration (minutes)	IPP Curtailed	Estimated Curtailed MWH	Peak MW Curtailed	Reasons for Curtailment
3/16/2020 11:58	0:01	SSA3	0.02900	0.47400	Oversupply
3/16/2020 11:58	0:01	SSA2	0.033	0.697	Oversupply
3/16/2020 11:58	0:01	SSA3	0.030	0.123	Oversupply
3/16/2020 11:59	0:01	SSA2	0.032812787	0.273	Oversupply
3/16/2020 11:59	0:01	SSA3	0.03036	0.13100	Oversupply
3/16/2020 12:00	0:01	SSA2	0.030	0.033	Oversupply
3/16/2020 12:00	0:01	SSA3	0.03441	0.01000	Oversupply
3/16/2020 12:00	0:01	SSA2	0.029892619	0.111	Oversupply
3/16/2020 12:01	0:01	SSA3	0.03441	0.02700	Oversupply
3/16/2020 12:01	0:01	SSA2	0.030	1.185	Oversupply
3/16/2020 12:01	0:01	SSA3	0.034413337	0.164	Oversupply
3/16/2020 12:02	0:01	SSA2	0.029892619	0.007	Oversupply
3/16/2020 12:02	0:12	SSA3	0.50815	0.09500	Oversupply
3/16/2020 12:03	0:11	BS250	Data is not available	Data is not available	Oversupply
3/16/2020 12:03	0:10	SSA2	0.35756171	0.022	Oversupply
3/16/2020 12:04	0:11	AWE	0.27446	20.80000	Oversupply
3/16/2020 12:11	0:04	KWPll	0.01454	0.26645	Oversupply
3/16/2020 12:13	0:01	SSA2	0.030	0.011	Oversupply
3/16/2020 12:14	0:01	SSA3	0.03237	0.18300	Oversupply
3/16/2020 12:14	0:01	SSA2	0.015245952	0.679	Oversupply
3/16/2020 12:15	0:01	SSA3	0.00799	0.87400	Oversupply
3/16/2020 12:18	0:01	SSA3	0.00833	1.25500	Oversupply
3/16/2020 12:19	0:01	SSA3	0.00799	1.85900	Oversupply
3/16/2020 12:20	0:01	SSA2	0.004	2.008	Oversupply
3/16/2020 12:20	0:01	SSA3	0.00799	1.96800	Oversupply
3/16/2020 12:20	0:01	SSA2	0.003607335	2.019	Oversupply
3/16/2020 12:21	0:01	SSA3	0.00816	0.19300	Oversupply
3/16/2020 12:21	0:01	SSA2	0.004	0.023	Oversupply
3/16/2020 12:22	0:01	SSA2	0.003607334	0.869	Oversupply
3/16/2020 13:17	0:01	SSA3	0.00844	2.83700	Oversupply
3/16/2020 13:17	0:01	SSA2	0.007	2.386	Oversupply
3/16/2020 13:18	0:01	SSA3	0.00862	1.61100	Oversupply
3/16/2020 13:18	0:01	SSA2	0.007448073	0.02	Oversupply
3/16/2020 13:19	0:01	SSA3	0.00862	0.10100	Oversupply
3/16/2020 13:19	0:01	SSA2	0.007	0.866	Oversupply
3/16/2020 13:20	0:01	SSA3	0.00825	1.12400	Oversupply
3/16/2020 13:20	0:01	SSA2	0.007448073	0.949	Oversupply
3/16/2020 13:20	0:01	SSA3	0.00862	1.97400	Oversupply
3/16/2020 13:21	0:01	SSA2	0.007448073	1.333	Oversupply
3/16/2020 13:21	0:01	SSA3	0.00825	0.63400	Oversupply
3/16/2020 13:22	0:01	SSA3	0.00844	1.90500	Oversupply
3/16/2020 13:22	0:01	SSA2	0.007	0.862	Oversupply
3/16/2020 13:23	0:01	SSA2	0.007448073	1.886	Oversupply
3/16/2020 23:52	0:01	KWPll	0.00025	0.01497	Oversupply
3/18/2020 5:26	0:27	KWPll	2.58471	15.41442	Oversupply
3/18/2020 9:34	0:01	SSA3	0.001	2.376	Oversupply
3/18/2020 9:35	0:01	SSA3	0.000848808	2.289	Oversupply
3/18/2020 9:35	0:01	SSA2	0.001	1.615	Oversupply
3/18/2020 9:36	0:01	SSA3	0.00083	0.84000	Oversupply
3/18/2020 9:36	0:01	SSA2	0.001297407	0.881	Oversupply
3/18/2020 9:36	0:01	SSA3	0.00083	1.85100	Oversupply
3/18/2020 9:37	0:01	SSA2	0.001	1.618	Oversupply
3/18/2020 9:52	0:01	SSA3	-0.00066	1.38100	Oversupply
3/18/2020 9:53	0:01	SSA3	-0.00065	1.39600	Oversupply
3/18/2020 10:22	0:01	SSA3	0.01272	2.96700	Oversupply
3/18/2020 10:22	0:01	SSA2	0.01424404	2.433	Oversupply
3/18/2020 10:23	0:01	SSA3	0.01299	2.44900	Oversupply
3/18/2020 10:23	0:01	SSA2	0.014	2.451	Oversupply
3/18/2020 10:23	0:01	SSA3	0.01244	2.19400	Oversupply
3/18/2020 10:24	0:01	SSA2	0.01424404	0.092	Oversupply
3/18/2020 10:24	0:01	SSA3	0.01299	0.02800	Oversupply
3/18/2020 10:25	0:01	SSA2	0.014	0.917	Oversupply
3/18/2020 10:25	2:58	SSA3	8.26240	0.20000	Oversupply
3/18/2020 10:25	2:57	SSA2	8.191357068	0.11	Oversupply
3/18/2020 10:26	2:57	BS250	Data is not available	Data is not available	Oversupply
3/18/2020 10:27	1:36	KWPll	1.96473	2.59069	Oversupply
3/18/2020 10:30	2:40	AWE	11.01434	21.00000	Oversupply
3/18/2020 12:07	1:17	KWPll	4.43440	7.10744	Oversupply
3/18/2020 13:11	0:01	AWE	0.00231	21.00000	Oversupply
3/18/2020 13:13	0:01	AWE	0.00449	21.00000	Oversupply
3/18/2020 13:22	0:01	SSA3	0.03132	0.00200	Oversupply
3/18/2020 13:23	0:01	SSA2	0.037295555	0	Oversupply
3/18/2020 13:23	0:01	SSA3	0.03132	0.14300	Oversupply
3/18/2020 13:24	0:01	BS250	Data is not available	Data is not available	Oversupply
3/18/2020 13:24	0:01	SSA2	0.036	0.018	Oversupply



Maui Curtailment Report

Start Date and Time	Duration (minutes)	IPP Curtailed	Estimated Curtailed MWH	Peak MW Curtailed	Reasons for Curtailment
3/18/2020 13:24	0:01	SSA3	0.03132	0.08900	Oversupply
3/18/2020 13:24	0:01	SSA2	0.037295555	0.055	Oversupply
3/18/2020 13:25	0:01	SSA3	0.03202	0.32800	Oversupply
3/18/2020 13:25	0:01	SSA2	0.037295556	0.474	Oversupply
3/18/2020 13:25	0:01	SSA3	0.03202	0.30300	Oversupply
3/18/2020 13:26	0:01	SSA2	0.037	0.420	Oversupply
3/18/2020 13:26	0:01	SSA3	0.03202	0.62500	Oversupply
3/18/2020 13:27	0:01	SSA3	0.03272	0.83700	Oversupply
3/18/2020 13:27	0:01	SSA2	0.037295555	0.812	Oversupply
3/18/2020 13:28	0:01	SSA3	0.032	1.652	Oversupply
3/18/2020 13:28	0:01	SSA2	0.037	1.389	Oversupply
3/18/2020 13:29	0:01	SSA3	0.03202	1.81300	Oversupply
3/18/2020 13:29	0:01	SSA2	0.036568889	1.81	Oversupply
3/18/2020 13:29	0:01	SSA3	0.029995	2.205	Oversupply
3/18/2020 13:30	0:01	SSA2	0.030	2.038	Oversupply
3/18/2020 13:30	0:01	SSA3	0.02844	1.33700	Oversupply
3/18/2020 13:30	0:01	SSA2	0.030997778	1.98	Oversupply
3/18/2020 13:31	0:01	SSA3	0.02844	1.98800	Oversupply
3/18/2020 13:31	0:01	SSA2	0.031	1.898	Oversupply
3/18/2020 13:32	0:01	SSA3	0.02906	0.94900	Oversupply
3/18/2020 13:32	0:01	SSA2	0.030997777	1.448	Oversupply
3/18/2020 13:32	0:01	SSA3	0.02844	1.50900	Oversupply
3/18/2020 13:33	0:01	SSA2	0.031	1.425	Oversupply
3/18/2020 13:33	0:01	SSA3	0.03277	1.16400	Oversupply
3/18/2020 13:34	0:01	SSA2	0.030997777	0.83	Oversupply
3/18/2020 13:34	0:01	SSA3	0.02844	0.11900	Oversupply
3/18/2020 13:35	0:01	SSA2	0.031	0.603	Oversupply
3/18/2020 13:35	0:01	SSA3	0.02844	0.71000	Oversupply
3/18/2020 13:36	0:01	SSA3	0.02906	0.07900	Oversupply
3/18/2020 13:36	0:01	SSA2	0.029805556	0.177	Oversupply
3/18/2020 13:36	0:01	SSA3	0.02782	0.52300	Oversupply
3/18/2020 13:36	0:01	SSA2	0.031	0.296	Oversupply
3/18/2020 13:37	0:01	SSA3	0.030	0.385	Oversupply
3/18/2020 13:37	0:01	SSA2	0.030997778	0.534	Oversupply
3/18/2020 13:38	0:01	SSA3	0.029061667	0.244	Oversupply
3/18/2020 13:38	0:01	SSA2	0.031	0.237	Oversupply
3/18/2020 13:39	0:01	SSA3	0.02844	0.58600	Oversupply
3/18/2020 13:39	0:01	SSA2	0.030997777	0.48	Oversupply
3/18/2020 13:39	0:01	SSA3	0.02844	0.83700	Oversupply
3/18/2020 13:40	0:01	SSA2	0.03100	0.68400	Oversupply
3/18/2020 13:40	0:01	SSA3	0.02906	0.46200	Oversupply
3/18/2020 13:41	0:01	SSA2	0.03100	0.06100	Oversupply
3/18/2020 13:41	0:01	SSA3	0.02844	0.46200	Oversupply
3/18/2020 13:42	0:03	BS250	Data is not available	Data is not available	Oversupply
3/18/2020 13:42	0:01	SSA2	0.03040	0.12200	Oversupply
3/18/2020 13:42	0:03	SSA3	0.123005556	0.058	Oversupply
3/18/2020 13:43	0:03	SSA2	0.09945	0.02600	Oversupply
3/18/2020 13:44	0:02	KWPll	0.01588	2.91303	Oversupply
3/18/2020 13:45	0:01	SSA3	0.034953438	0.136	Oversupply
3/18/2020 13:45	0:01	SSA2	0.04007	0.10300	Oversupply
3/18/2020 13:46	0:01	SSA3	0.035713297	1.189	Oversupply
3/18/2020 13:46	0:01	SSA2	0.04007	0.65800	Oversupply
3/18/2020 13:47	0:01	SSA3	0.034193581	0.056	Oversupply
3/18/2020 13:47	0:01	SSA2	0.040068889	0.425	Oversupply
3/18/2020 13:47	0:01	SSA3	0.034193582	0.684	Oversupply
3/18/2020 13:48	0:01	SSA2	0.04007	0.04600	Oversupply
3/18/2020 13:48	0:01	SSA3	0.035713296	0.288	Oversupply
3/18/2020 13:49	0:01	SSA2	0.04007	0.25600	Oversupply
3/18/2020 13:49	0:01	SSA3	0.034193581	0.089	Oversupply
3/18/2020 13:49	0:11	SSA2	0.50435	0.34700	Oversupply
3/18/2020 13:50	0:11	BS250	Data is not available	Data is not available	Oversupply
3/18/2020 13:50	0:11	SSA3	0.481262914	0.03	Oversupply
3/18/2020 13:51	0:10	KWPll	0.39539	10.23703	Oversupply
3/18/2020 14:00	0:01	SSA3	0.024984386	0.153	Oversupply
3/18/2020 14:01	0:01	SSA2	0.028	0.123	Oversupply
3/18/2020 14:01	0:01	SSA3	0.025527525	0.162	Oversupply
3/18/2020 14:02	0:03	BS250	Data is not available	Data is not available	Oversupply
3/18/2020 14:02	0:01	SSA2	0.02828	0.17000	Oversupply
3/18/2020 14:02	0:02	SSA3	0.074953159	0.129	Oversupply
3/18/2020 14:02	0:03	SSA2	0.08485	0.02500	Oversupply
3/18/2020 14:03	0:03	KWPll	0.03569	8.60138	Oversupply
3/18/2020 14:04	0:01	SSA3	0.025527525	0.008	Oversupply
3/18/2020 14:05	0:01	SSA3	0.024441247	0.091	Oversupply
3/18/2020 14:05	0:01	SSA2	0.028282222	0.081	Oversupply
3/18/2020 14:06	0:01	SSA3	0.025527525	0.103	Oversupply



Maui Curtailment Report

Start Date and Time	Duration (minutes)	IPP Curtailed	Estimated Curtailed MWH	Peak MW Curtailed	Reasons for Curtailment
3/18/2020 14:06	0:01	SSA2	0.02828	0.08400	Oversupply
3/18/2020 14:07	0:01	SSA3	0.026	0.795	Oversupply
3/18/2020 14:07	0:01	SSA2	0.02828	0.65200	Oversupply
3/18/2020 14:07	0:01	SSA3	0.024984386	1.404	Oversupply
3/18/2020 14:08	0:01	SSA2	0.028	1.696	Oversupply
3/18/2020 14:08	0:01	SSA3	0.026	0.883	Oversupply
3/18/2020 14:09	0:01	SSA2	0.028282222	0.751	Oversupply
3/18/2020 14:09	0:01	SSA3	0.02553	1.09100	Oversupply
3/18/2020 14:09	0:01	SSA2	0.02828	0.20600	Oversupply
3/18/2020 14:10	0:01	SSA3	0.025527525	1.728	Oversupply
3/18/2020 14:10	0:01	SSA2	0.02828	1.38500	Oversupply
3/18/2020 14:10	0:01	SSA3	0.02498	1.24900	Oversupply
3/18/2020 14:11	0:01	SSA2	0.02828	2.22800	Oversupply
3/18/2020 14:18	0:01	SSA3	0.00684	1.46200	Oversupply
3/18/2020 14:19	0:01	SSA3	0.007	2.565	Oversupply
3/18/2020 14:20	0:01	SSA3	0.00684	0.52800	Oversupply
3/18/2020 14:20	0:01	SSA2	0.00615	2.49000	Oversupply
3/18/2020 14:20	0:01	SSA3	0.00684	0.29500	Oversupply
3/18/2020 14:21	0:01	SSA2	0.00615	2.12800	Oversupply
3/19/2020 0:56	1:20	KWPPII	23.24562	19.20365	Oversupply
3/19/2020 1:07	0:51	AWE	1.98607	20.30000	Oversupply
3/19/2020 2:00	0:08	AWE	0.12495	16.80000	Oversupply
3/19/2020 2:18	2:52	KWPPII	48.40136	19.21064	Oversupply
3/19/2020 2:24	0:01	AWE	0.00441	14.50000	Oversupply
3/19/2020 2:35	0:05	AWE	0.03544	13.70000	Oversupply
3/19/2020 2:42	0:01	AWE	0.00751	12.50000	Oversupply
3/19/2020 2:44	0:50	AWE	3.20066	19.00000	Oversupply
3/19/2020 3:52	0:04	AWE	0.08165	16.50000	Oversupply
3/19/2020 3:58	0:02	AWE	0.01830	17.20000	Oversupply
3/19/2020 4:01	0:01	AWE	0.00853	18.80000	Oversupply
3/19/2020 4:04	0:04	AWE	0.04313	21.00000	Oversupply
3/19/2020 4:09	0:01	AWE	0.00041	21.00000	Oversupply
3/19/2020 5:31	1:18	BS250	Data is not available	Data is not available	Oversupply
3/19/2020 5:31	1:19	KWPPII	15.25213	19.20964	Oversupply
3/19/2020 13:36	0:01	SSA3	0.018016667	3.183	Oversupply
3/19/2020 13:37	0:01	SSA2	0.01708	2.59600	Oversupply
3/19/2020 13:37	0:01	SSA3	0.01802	0.99000	Oversupply
3/19/2020 13:37	0:01	SSA2	0.01742	2.62500	Oversupply
3/19/2020 13:38	0:02	SSA3	0.05444	0.12100	Oversupply
3/19/2020 13:38	0:03	SSA2	0.05192	1.04600	Oversupply
3/19/2020 13:39	0:02	BS250	Data is not available	Data is not available	Oversupply
3/19/2020 13:39	0:03	KWPPII	0.02299	3.13059	Oversupply
3/19/2020 13:40	0:02	SSA3	0.03643	-0.00300	Oversupply
3/19/2020 13:41	0:01	SSA2	0.01742	0.00500	Oversupply
3/19/2020 13:42	0:01	SSA2	0.01742	0.03300	Oversupply
3/19/2020 13:42	0:01	SSA3	0.01802	-0.00200	Oversupply
3/19/2020 13:43	0:01	SSA2	0.01742	0.05000	Oversupply
3/19/2020 13:43	0:01	SSA3	0.01762	-0.00200	Oversupply
3/19/2020 13:43	0:01	SSA3	0.018	-0.002	Oversupply
3/19/2020 13:43	0:01	SSA2	0.01742	0.14100	Oversupply
3/19/2020 13:44	0:01	SSA3	0.02352	-0.00200	Oversupply
3/19/2020 13:44	0:01	SSA2	0.03178	0.09800	Oversupply
3/19/2020 13:45	0:01	SSA3	0.03016	0.17700	Oversupply
3/19/2020 13:45	0:01	SSA2	0.035980312	0.161	Oversupply
3/19/2020 13:46	0:01	SSA3	0.02952	0.48800	Oversupply
3/19/2020 13:46	0:01	SSA2	0.035980312	0.302	Oversupply
3/19/2020 13:46	0:06	SSA3	0.23870	0.16200	Oversupply
3/19/2020 13:47	0:06	BS250	Data is not available	Data is not available	Oversupply
3/19/2020 13:47	0:06	KWPPII	0.14112	3.16951	Oversupply
3/19/2020 13:47	0:06	SSA2	0.25186218	0.014	Oversupply
3/19/2020 13:49	0:04	AWE	0.07068	2.00000	Oversupply
3/19/2020 13:53	0:01	SSA3	0.02952	-0.00100	Oversupply
3/19/2020 13:53	0:01	SSA2	0.035980312	0.083	Oversupply
3/19/2020 13:53	0:01	SSA3	0.02952	0.27300	Oversupply
3/19/2020 13:54	0:01	SSA2	0.035980312	0.037	Oversupply
3/19/2020 13:54	0:01	SSA3	0.02952	0.06100	Oversupply
3/19/2020 13:55	0:01	SSA2	0.035980311	0.193	Oversupply
3/19/2020 13:55	0:01	SSA3	0.030	0.330	Oversupply
3/19/2020 13:56	0:01	SSA2	0.035980312	0.512	Oversupply
3/19/2020 13:56	0:01	SSA3	0.03016	1.52500	Oversupply
3/19/2020 13:58	0:01	SSA3	0.03016	3.17200	Oversupply
3/19/2020 13:58	0:01	SSA2	0.035980312	1.346	Oversupply
3/19/2020 13:59	0:01	SSA3	0.028713889	0.138	Oversupply
3/19/2020 13:59	0:01	SSA2	0.027204756	1.406	Oversupply
3/19/2020 14:00	0:01	SSA3	0.016455823	0.349	Oversupply



Maui Curtailment Report

Start Date and Time	Duration (minutes)	IPP Curtailed	Estimated Curtailed MWH	Peak MW Curtailed	Reasons for Curtailment
3/19/2020 14:00	0:01	SSA2	0.01534	1.214	Oversupply
3/19/2020 14:00	0:01	SSA3	0.01646	1.84100	Oversupply
3/19/2020 14:01	0:01	SSA2	0.01534	1.189	Oversupply
3/19/2020 14:01	0:01	SSA3	0.01751	0.45300	Oversupply
3/19/2020 14:02	0:01	SSA2	0.01534	0.679	Oversupply
3/19/2020 14:02	0:02	SSA3	0.03186	1.08800	Oversupply
3/19/2020 14:02	0:01	SSA2	0.015	1.108	Oversupply
3/19/2020 14:03	0:01	SSA2	0.015	0.867	Oversupply
3/19/2020 14:04	0:01	SSA3	0.01576	1.05400	Oversupply
3/19/2020 14:04	0:01	SSA2	0.01534	0.266	Oversupply
3/19/2020 14:04	0:01	SSA3	0.01681	0.06100	Oversupply
3/19/2020 14:05	0:01	SSA2	0.01534	1.07800	Oversupply
3/19/2020 14:05	0:01	SSA3	0.01646	1.04100	Oversupply
3/19/2020 14:06	0:01	SSA3	0.01611	1.13700	Oversupply
3/19/2020 14:06	0:01	SSA2	0.01534	1.23500	Oversupply
3/19/2020 14:07	0:01	SSA3	0.01646	1.35200	Oversupply
3/19/2020 14:07	0:01	SSA2	0.01534	2.06900	Oversupply
3/19/2020 14:08	0:01	SSA2	0.01534	2.22400	Oversupply
3/20/2020 9:54	0:01	SSA3	0.00677	2.27800	Oversupply
3/20/2020 9:55	0:01	SSA3	0.00677	2.34100	Oversupply
3/20/2020 9:55	0:01	SSA2	0.00352	0.70500	Oversupply
3/20/2020 9:56	0:01	SSA3	0.00662	0.71400	Oversupply
3/20/2020 9:56	0:01	SSA2	0.00366	0.11600	Oversupply
3/20/2020 9:56	0:01	SSA3	0.00662	0.13300	Oversupply
3/20/2020 9:57	0:01	BS250	Data is not available	Data is not available	Oversupply
3/20/2020 9:57	0:01	SSA2	0.004	0.088	Oversupply
3/20/2020 9:57	0:01	SSA3	0.00662	0.35700	Oversupply
3/20/2020 9:58	0:01	SSA3	0.00662	0.12500	Oversupply
3/20/2020 9:58	0:01	SSA2	0.00366	0.15600	Oversupply
3/20/2020 9:59	0:01	BS250	Data is not available	Data is not available	Oversupply
3/20/2020 9:59	0:01	SSA3	0.00662	0.12700	Oversupply
3/20/2020 9:59	0:01	SSA2	0.00635	0.32200	Oversupply
3/20/2020 9:59	0:01	SSA3	0.02428	0.20400	Oversupply
3/20/2020 10:00	2:17	AWE	15.00598	21.00000	Oversupply
3/20/2020 10:00	0:01	SSA2	0.031991384	0.185	Oversupply
3/20/2020 10:00	2:23	SSA3	6.50448	0.06600	Oversupply
3/20/2020 10:01	2:22	BS250	Data is not available	Data is not available	Oversupply
3/20/2020 10:01	2:23	SSA2	4.648459673	0.031	Oversupply
3/20/2020 11:12	0:03	KWPll	0.00080	0.01996	Oversupply
3/20/2020 11:16	1:08	KWPll	1.41944	2.79228	Oversupply
3/20/2020 12:18	0:05	AWE	0.04448	20.90000	Oversupply
3/20/2020 12:23	0:01	SSA3	0.029	0.001	Oversupply
3/20/2020 12:24	0:01	SSA2	0.018	0.218	Oversupply
3/20/2020 12:24	0:01	SSA3	0.02967	0.07500	Oversupply
3/20/2020 12:24	0:01	SSA3	0.03032	0.26200	Oversupply
3/20/2020 12:24	0:01	SSA2	0.017793794	0.988	Oversupply
3/20/2020 12:25	0:01	SSA3	0.02967	0.526	Oversupply
3/20/2020 12:25	0:01	SSA2	0.018	1.301	Oversupply
3/20/2020 12:33	0:01	SSA2	0.003492473	1.791	Oversupply
3/20/2020 12:41	0:01	SSA3	0.003775	2.417	Oversupply
3/20/2020 12:41	0:01	SSA2	0.003	2.761	Oversupply
3/20/2020 12:41	0:01	SSA3	0.00394	1.34500	Oversupply
3/20/2020 12:42	0:01	SSA2	0.003492474	1.453	Oversupply
3/20/2020 12:42	0:01	SSA3	0.004	2.184	Oversupply
3/20/2020 12:43	0:01	SSA2	0.003492474	0.094	Oversupply
3/20/2020 12:43	0:01	SSA3	0.004	1.770	Oversupply
3/20/2020 12:43	0:01	SSA2	0.003	0.996	Oversupply
3/20/2020 12:44	0:01	SSA3	0.003974444	1.554	Oversupply
3/20/2020 12:44	0:01	SSA2	0.004381363	1.371	Oversupply
3/20/2020 12:45	0:01	SSA3	0.009174444	1.77	Oversupply
3/20/2020 12:45	0:01	SSA2	0.013	1.875	Oversupply
3/20/2020 12:45	0:01	SSA3	0.009	2.512	Oversupply
3/20/2020 12:46	0:01	SSA2	0.012623502	2.209	Oversupply
3/20/2020 12:46	0:01	SSA3	0.008975	1.881	Oversupply
3/20/2020 12:47	0:01	SSA3	0.009373889	2.379	Oversupply
3/20/2020 12:47	0:01	SSA2	0.013128443	1.965	Oversupply
3/20/2020 12:48	0:01	SSA3	0.009174444	2.41	Oversupply
3/20/2020 12:48	0:01	SSA2	0.013	1.848	Oversupply
3/20/2020 12:48	0:01	SSA3	0.009174444	2.494	Oversupply
3/20/2020 12:49	0:01	SSA2	0.013128442	2.232	Oversupply
3/20/2020 12:49	0:01	SSA3	0.009174444	2.019	Oversupply
3/20/2020 12:49	0:01	SSA2	0.013	0.987	Oversupply
3/20/2020 12:50	0:01	SSA3	0.009373889	1.134	Oversupply
3/20/2020 12:50	0:01	SSA2	0.013128442	0.772	Oversupply
3/20/2020 12:51	0:01	SSA3	0.010570555	1.478	Oversupply



Maui Curtailment Report

Start Date and Time	Duration (minutes)	IPP Curtailed	Estimated Curtailed MWH	Peak MW Curtailed	Reasons for Curtailment
3/20/2020 12:51	0:01	SSA2	0.013128443	1.446	Oversupply
3/20/2020 12:52	0:02	SSA3	0.018	1.317	Oversupply
3/20/2020 12:52	0:01	SSA2	0.013	0.990	Oversupply
3/20/2020 12:53	0:01	SSA2	0.013128442	1.055	Oversupply
3/20/2020 12:53	0:01	SSA3	0.009	2.179	Oversupply
3/20/2020 12:54	0:01	SSA2	0.013	0.377	Oversupply
3/20/2020 12:54	0:01	SSA3	0.008975	1.498	Oversupply
3/20/2020 12:55	0:01	SSA3	0.009373889	2.756	Oversupply
3/20/2020 12:55	0:01	SSA2	0.013128443	1.667	Oversupply
3/20/2020 12:56	0:01	SSA2	0.013	1.837	Oversupply
3/21/2020 10:01	0:01	SSA3	0.010	1.212	Oversupply
3/21/2020 10:01	0:01	SSA2	0.007798301	2.988	Oversupply
3/21/2020 10:01	0:01	SSA3	0.00970824	1.854	Oversupply
3/21/2020 10:02	0:01	SSA3	0.009919289	1.693	Oversupply
3/21/2020 10:02	0:01	SSA2	0.007798301	0.204	Oversupply
3/21/2020 10:03	0:01	SSA3	0.00970824	1.242	Oversupply
3/21/2020 10:03	0:01	SSA2	0.007798301	0.484	Oversupply
3/21/2020 10:04	0:01	SSA3	0.010	1.349	Oversupply
3/21/2020 10:04	0:01	SSA2	0.008	1.559	Oversupply
3/21/2020 10:04	0:01	SSA3	0.00970824	1.637	Oversupply
3/21/2020 10:05	0:01	SSA2	0.007798301	1.445	Oversupply
3/21/2020 10:05	0:01	SSA3	0.010	2.024	Oversupply
3/21/2020 10:06	0:01	SSA2	0.008	0.905	Oversupply
3/21/2020 10:06	0:01	SSA3	0.009919289	1.207	Oversupply
3/21/2020 10:06	0:01	SSA2	0.007798301	1.274	Oversupply
3/21/2020 10:07	0:01	SSA3	0.00992	1.31200	Oversupply
3/21/2020 10:07	0:01	SSA2	0.008	1.211	Oversupply
3/21/2020 10:39	0:01	SSA3	0.00096	1.10200	Oversupply
3/21/2020 10:45	0:01	SSA3	0.02518	3.33000	Oversupply
3/21/2020 10:45	0:01	SSA2	0.021537057	1.036	Oversupply
3/21/2020 10:46	0:01	SSA3	0.02573	1.15900	Oversupply
3/21/2020 10:46	0:01	SSA2	0.021537057	0.993	Oversupply
3/21/2020 10:46	0:01	SSA3	0.02518	1.70000	Oversupply
3/21/2020 10:47	0:01	SSA2	0.021122883	0.262	Oversupply
3/21/2020 10:47	0:01	SSA3	0.026	1.070	Oversupply
3/21/2020 10:48	0:01	SSA2	0.022	0.419	Oversupply
3/21/2020 10:48	0:01	SSA3	0.025182527	1.841	Oversupply
3/21/2020 10:49	0:01	SSA3	0.02518	1.63900	Oversupply
3/21/2020 10:49	0:01	SSA2	0.021537057	1.403	Oversupply
3/21/2020 10:50	0:55	BS250	Data is not available	Data is not available	Oversupply
3/21/2020 10:50	0:01	SSA3	0.02573	0.22200	Oversupply
3/21/2020 10:50	0:01	SSA2	0.022	0.060	Oversupply
3/21/2020 10:50	0:55	SSA3	2.17220	0.05400	Oversupply
3/21/2020 10:51	0:55	SSA2	1.740302458	0.018	Oversupply
3/21/2020 10:51	0:55	AWE	3.97363	14.20000	Oversupply
3/21/2020 11:08	0:12	5A	Data not available	Data not available	Oversupply
3/21/2020 11:08	0:12	BS	Data not available	Data not available	Oversupply
3/21/2020 11:11	0:01	KWP	0.00088	0.44835	Oversupply
3/21/2020 11:45	0:01	SSA2	0.031	-0.001	Oversupply
3/21/2020 11:45	0:01	SSA3	0.03716	0.05200	Oversupply
3/21/2020 11:46	0:05	BS250	Data is not available	Data is not available	Oversupply
3/21/2020 11:46	0:05	SSA3	0.21740	0.03200	Oversupply
3/21/2020 11:46	0:05	SSA2	0.187391735	0.036	Oversupply
3/21/2020 11:47	0:04	AWE	0.05068	14.20000	Oversupply
3/21/2020 11:50	0:01	SSA3	0.03716	0.08600	Oversupply
3/21/2020 11:51	0:01	SSA2	0.03133238	0.049	Oversupply
3/21/2020 11:51	0:01	SSA3	0.03716	0.02200	Oversupply
3/21/2020 11:52	0:19	BS250	Data is not available	Data is not available	Oversupply
3/21/2020 11:52	0:20	SSA2	0.572	0.021	Oversupply
3/21/2020 11:52	0:19	SSA3	0.89393	0.00000	Oversupply
3/21/2020 11:53	0:19	AWE	0.40997	12.80000	Oversupply
3/21/2020 12:11	0:01	SSA3	0.03522	0.19500	Oversupply
3/21/2020 12:12	0:01	SSA2	0.020787102	0.495	Oversupply
3/21/2020 12:12	0:01	SSA3	0.03447	0.43400	Oversupply
3/21/2020 12:13	0:01	SSA2	0.021	0.805	Oversupply
3/21/2020 12:13	0:01	SSA3	0.03372	0.95200	Oversupply
3/21/2020 12:14	0:01	SSA2	0.020787102	0.56	Oversupply
3/21/2020 12:14	0:01	SSA3	0.03466	1.55300	Oversupply
3/21/2020 12:14	0:01	SSA2	0.00875488	0.845	Oversupply
3/21/2020 12:15	0:01	SSA3	0.00831	2.06900	Oversupply
3/21/2020 12:23	0:01	SSA3	0.00903	2.24300	Oversupply
3/21/2020 12:23	0:01	SSA2	0.005	1.409	Oversupply
3/21/2020 12:24	0:01	SSA3	0.008	2.016	Oversupply
3/21/2020 12:24	0:01	SSA2	0.004755467	1.369	Oversupply
3/21/2020 12:25	0:01	SSA3	0.00831	1.55900	Oversupply



Maui Curtailment Report

Start Date and Time	Duration (minutes)	IPP Curtailed	Estimated Curtailed MWH	Peak MW Curtailed	Reasons for Curtailment
3/21/2020 12:25	0:01	SSA2	0.005	0.275	Oversupply
3/21/2020 12:25	0:01	SSA3	0.008486111	1.408	Oversupply
3/21/2020 12:26	0:01	SSA2	0.004755467	0.481	Oversupply
3/21/2020 12:26	0:01	SSA3	0.00831	1.59000	Oversupply
3/21/2020 12:27	0:01	SSA2	0.005	0.862	Oversupply
3/21/2020 12:27	0:01	SSA3	0.00831	1.88700	Oversupply
3/21/2020 12:27	0:01	SSA2	0.004755467	0.973	Oversupply
3/21/2020 12:28	0:01	SSA3	0.00849	2.21500	Oversupply
3/21/2020 12:28	0:01	SSA2	0.005	1.127	Oversupply
3/21/2020 12:29	0:01	SSA3	0.00812	1.65100	Oversupply
3/21/2020 12:29	0:01	SSA2	0.013679912	0.548	Oversupply
3/21/2020 12:29	0:01	SSA3	0.02711	0.74200	Oversupply
3/21/2020 12:30	0:01	SSA3	0.03700	0.40500	Oversupply
3/21/2020 12:30	0:01	SSA2	0.030215296	0.264	Oversupply
3/21/2020 12:31	0:15	BS250	Data is not available	Data is not available	Oversupply
3/21/2020 12:31	0:01	SSA3	0.03700	0.02000	Oversupply
3/21/2020 12:31	0:01	SSA2	0.030	0.021	Oversupply
3/21/2020 12:32	0:01	SSA3	0.03621	0.01100	Oversupply
3/21/2020 12:32	0:01	SSA2	0.030215296	0.03	Oversupply
3/21/2020 12:32	0:08	SSA3	0.370	0.002	Oversupply
3/21/2020 12:33	0:08	AWE	0.12076	17.50000	Oversupply
3/21/2020 12:33	0:08	SSA2	0.272	0.008	Oversupply
3/21/2020 12:40	0:01	SSA3	0.03700	0.00100	Oversupply
3/21/2020 12:40	0:01	SSA2	0.030215296	-0.001	Oversupply
3/21/2020 12:41	0:04	SSA3	0.176524445	0.006	Oversupply
3/21/2020 12:41	0:04	SSA2	0.129	-0.002	Oversupply
3/21/2020 12:42	0:03	AWE	0.10755	16.50000	Oversupply
3/21/2020 12:45	0:01	SSA3	0.02167	0.10300	Oversupply
3/21/2020 12:46	0:01	SSA3	0.02264	0.31800	Oversupply
3/21/2020 12:46	0:01	SSA2	0.01141824	0.051	Oversupply
3/21/2020 12:46	0:01	SSA3	0.02312	0.52700	Oversupply
3/21/2020 12:46	0:01	SSA2	0.011	0.200	Oversupply
3/21/2020 12:47	0:01	SSA3	0.02264	0.53700	Oversupply
3/21/2020 12:47	0:01	SSA2	0.011418239	0.143	Oversupply
3/21/2020 12:48	0:01	SSA3	0.02216	0.43200	Oversupply
3/21/2020 12:48	0:01	SSA2	0.011	0.152	Oversupply
3/21/2020 12:49	0:01	SSA3	0.02312	1.13100	Oversupply
3/21/2020 12:49	0:01	SSA2	0.01141824	0.452	Oversupply
3/21/2020 12:50	0:01	SSA3	0.02264	1.67500	Oversupply
3/21/2020 12:50	0:01	SSA2	0.011	0.707	Oversupply
3/21/2020 12:50	0:01	SSA3	0.02167	2.02300	Oversupply
3/21/2020 12:51	0:01	SSA2	0.01141824	0.731	Oversupply
3/21/2020 12:51	0:02	SSA3	0.04431	0.82000	Oversupply
3/21/2020 12:52	0:01	AWE	0.00235	17.00000	Oversupply
3/21/2020 12:52	0:01	SSA2	0.011	0.316	Oversupply
3/21/2020 12:53	0:01	SSA2	0.011418239	0.312	Oversupply
3/21/2020 12:53	0:01	SSA3	0.02216	0.50300	Oversupply
3/21/2020 12:53	0:01	SSA3	0.02216	1.36200	Oversupply
3/21/2020 12:53	0:01	SSA2	0.011	0.568	Oversupply
3/21/2020 12:54	0:01	SSA3	0.02216	1.12500	Oversupply
3/21/2020 12:54	0:01	SSA2	0.01141824	0.639	Oversupply
3/21/2020 12:55	0:01	SSA3	0.02216	1.35000	Oversupply
3/21/2020 12:55	0:01	SSA2	0.011418239	0.569	Oversupply
3/21/2020 12:56	0:01	SSA3	0.02264	2.25000	Oversupply
3/21/2020 12:56	0:01	SSA2	0.011	1.285	Oversupply
3/21/2020 12:56	0:01	SSA3	0.02216	2.81400	Oversupply
3/21/2020 12:57	0:01	SSA2	0.011418239	1.361	Oversupply
3/21/2020 12:57	0:01	SSA3	0.02167	2.50300	Oversupply
3/21/2020 12:58	0:01	SSA2	0.011198658	1.221	Oversupply
3/21/2020 12:58	0:01	SSA3	0.02167	2.18500	Oversupply
3/21/2020 12:59	0:01	SSA2	0.011418239	0.697	Oversupply
3/21/2020 12:59	0:01	SSA3	0.02264	1.54200	Oversupply
3/21/2020 12:59	0:01	SSA2	0.007	0.689	Oversupply
3/21/2020 12:59	0:01	SSA3	0.01326	1.28900	Oversupply
3/21/2020 13:00	0:01	SSA3	0.01306	2.35800	Oversupply
3/21/2020 13:00	0:01	SSA2	0.005428686	0.81	Oversupply
3/21/2020 13:02	0:01	SSA3	0.01306	2.25400	Oversupply
3/21/2020 13:02	0:01	SSA2	0.005	1.226	Oversupply
3/21/2020 13:03	0:01	SSA3	0.01306	1.71100	Oversupply
3/21/2020 13:03	0:01	SSA2	0.005428686	0.544	Oversupply
3/21/2020 13:04	0:01	SSA2	0.005428686	1.208	Oversupply
3/21/2020 13:04	0:01	SSA3	0.01306	2.84400	Oversupply
3/21/2020 13:05	0:01	SSA3	0.01306	2.84300	Oversupply
3/21/2020 13:06	0:01	SSA3	0.013342778	2.607	Oversupply
3/21/2020 13:10	0:01	SSA3	0.013342778	3.186	Oversupply



Maui Curtailment Report

Start Date and Time	Duration (minutes)	IPP Curtailed	Estimated Curtailed MWH	Peak MW Curtailed	Reasons for Curtailment
3/21/2020 13:11	0:01	SSA2	0.005428685	1.21	Oversupply
3/21/2020 13:11	0:01	SSA3	0.012775	0.547	Oversupply
3/21/2020 13:12	0:01	SSA2	0.005428686	0.125	Oversupply
3/21/2020 13:12	0:01	SSA3	0.013058889	0.11	Oversupply
3/21/2020 13:12	0:06	SSA2	0.09612	0.18200	Oversupply
3/21/2020 13:13	0:06	BS250	Data is not available	Data is not available	Oversupply
3/21/2020 13:13	0:06	KWPIL	0.10900	3.22140	Oversupply
3/21/2020 13:13	0:06	SSA3	0.205819495	0.237	Oversupply
3/21/2020 13:18	0:01	SSA2	0.01882	-0.00300	Oversupply
3/21/2020 13:19	0:01	SSA3	0.03149762	0.023	Oversupply
3/21/2020 13:19	0:01	SSA2	0.019	0.276	Oversupply
3/21/2020 13:19	0:01	SSA3	0.03149762	0.304	Oversupply
3/21/2020 13:20	0:01	SSA2	0.01918419	0.659	Oversupply
3/21/2020 13:20	0:01	SSA3	0.03218235	0.586	Oversupply
3/21/2020 13:21	0:01	SSA3	0.03149762	0.967	Oversupply
3/21/2020 13:21	0:01	SSA2	0.01918	1.13000	Oversupply
3/21/2020 13:22	0:01	SSA3	0.032182351	1.44	Oversupply
3/21/2020 13:22	0:01	SSA2	0.01918	1.85100	Oversupply
3/21/2020 13:23	0:01	SSA3	0.03218235	0.126	Oversupply
3/21/2020 13:23	0:01	SSA2	0.01918	0.02500	Oversupply
3/21/2020 13:23	0:01	SSA3	0.030812888	1.033	Oversupply
3/21/2020 13:24	0:01	SSA2	0.01918	0.96700	Oversupply
3/21/2020 13:24	0:01	SSA3	0.03149762	0.442	Oversupply
3/21/2020 13:25	0:01	BS250	Data is not available	Data is not available	Oversupply
3/21/2020 13:25	0:02	SSA2	0.03837	0.31800	Oversupply
3/21/2020 13:25	0:01	SSA3	0.03149762	0.086	Oversupply
3/21/2020 13:26	0:01	KWPIL	0.00922	2.59768	Oversupply
3/21/2020 13:26	0:01	SSA3	0.032182351	0.018	Oversupply
3/21/2020 13:26	0:01	SSA2	0.01918	0.22100	Oversupply
3/21/2020 13:26	0:01	SSA3	0.03149762	0.41	Oversupply
3/21/2020 13:27	0:01	SSA2	0.01918	0.99700	Oversupply
3/21/2020 13:27	0:01	SSA3	0.03149762	0.977	Oversupply
3/21/2020 13:36	0:01	SSA2	0.01898	2.89100	Oversupply
3/21/2020 13:38	0:01	SSA3	0.009587379	1.697	Oversupply
3/21/2020 13:38	0:01	SSA2	0.01898	1.69200	Oversupply
3/21/2020 13:39	0:01	SSA3	0.009179405	0.048	Oversupply
3/21/2020 13:39	0:01	SSA2	0.01898	1.77700	Oversupply
3/21/2020 13:40	0:01	SSA3	0.00938	0.94100	Oversupply
3/21/2020 13:40	0:01	SSA2	0.01898	0.02800	Oversupply
3/21/2020 13:40	0:01	SSA3	0.00938	0.48700	Oversupply
3/21/2020 13:41	0:01	SSA2	0.01898	0.48600	Oversupply
3/21/2020 13:41	0:02	SSA3	0.01897	0.05500	Oversupply
3/21/2020 13:42	0:01	SSA2	0.01898	0.13600	Oversupply
3/21/2020 13:43	0:09	BS250	Data is not available	Data is not available	Oversupply
3/21/2020 13:43	0:09	SSA3	0.161	0.045	Oversupply
3/21/2020 13:43	0:10	SSA2	0.30063	0.32300	Oversupply
3/21/2020 13:44	0:09	KWPIL	0.13700	2.04581	Oversupply
3/21/2020 13:48	0:01	AWE	0.00374	21.00000	Oversupply
3/21/2020 13:50	0:01	AWE	0.00107	21.00000	Oversupply
3/21/2020 13:51	0:01	SSA3	0.01577	-0.00200	Oversupply
3/21/2020 13:52	0:01	SSA3	0.01577	0.01000	Oversupply
3/21/2020 13:52	0:01	SSA2	0.02856	0.03000	Oversupply
3/21/2020 13:53	0:01	BS250	Data is not available	Data is not available	Oversupply
3/21/2020 13:53	0:01	SSA3	0.015432301	0.006	Oversupply
3/21/2020 13:53	0:01	SSA2	0.028559668	0.05	Oversupply
3/21/2020 13:54	0:01	SSA3	0.015767786	0.05	Oversupply
3/21/2020 13:54	0:01	SSA2	0.028559668	0.063	Oversupply
3/21/2020 13:54	0:01	SSA3	0.015432301	0.294	Oversupply
3/21/2020 13:55	0:01	SSA2	0.028559668	0.634	Oversupply
3/21/2020 13:55	0:01	SSA3	0.01610	0.61000	Oversupply
3/21/2020 13:56	0:01	SSA2	0.028559668	0.862	Oversupply
3/21/2020 13:56	0:01	SSA3	0.01543	1.18400	Oversupply
3/21/2020 13:57	0:01	SSA2	0.028559668	1.103	Oversupply
3/21/2020 13:57	0:01	SSA3	0.01543	1.28700	Oversupply
3/21/2020 13:57	0:01	SSA2	0.029108892	1.057	Oversupply
3/21/2020 13:58	0:01	SSA3	0.01577	0.45600	Oversupply
3/21/2020 13:58	0:01	SSA2	0.028559668	1.403	Oversupply
3/21/2020 13:58	0:01	SSA3	0.015	0.219	Oversupply
3/21/2020 13:59	0:01	SSA3	0.01476	1.49600	Oversupply
3/21/2020 13:59	0:01	SSA2	0.027767446	0.216	Oversupply
3/21/2020 14:00	0:01	SSA3	0.01775	1.08200	Oversupply
3/21/2020 14:00	0:01	SSA2	0.016572152	1.272	Oversupply
3/21/2020 14:01	0:01	SSA3	0.017374715	1.619	Oversupply
3/21/2020 14:01	0:01	SSA2	0.016572152	1.226	Oversupply
3/21/2020 14:01	0:01	SSA3	0.017374715	0.227	Oversupply



Maui Curtailment Report

Start Date and Time	Duration (minutes)	IPP Curtailed	Estimated Curtailed MWH	Peak MW Curtailed	Reasons for Curtailment
3/21/2020 14:02	0:01	SSA2	0.016572152	1.167	Oversupply
3/21/2020 14:02	0:01	SSA3	0.017374715	0.455	Oversupply
3/21/2020 14:03	0:01	SSA2	0.016572152	0.294	Oversupply
3/21/2020 14:03	0:01	SSA3	0.01737	0.75400	Oversupply
3/21/2020 14:03	0:01	SSA2	0.016572152	0.633	Oversupply
3/21/2020 14:04	0:01	SSA3	0.01775	0.44500	Oversupply
3/21/2020 14:04	0:01	SSA2	0.016572152	0.969	Oversupply
3/21/2020 14:04	0:01	SSA3	0.01737	0.60000	Oversupply
3/21/2020 14:05	0:01	SSA2	0.016572152	0.216	Oversupply
3/21/2020 14:05	0:01	SSA3	0.01775	0.67100	Oversupply
3/21/2020 14:06	0:01	SSA3	0.017374715	0.38	Oversupply
3/21/2020 14:06	0:01	SSA2	0.01657	0.26100	Oversupply
3/21/2020 14:07	0:01	SSA3	0.01737	0.01700	Oversupply
3/21/2020 14:07	0:01	SSA2	0.01657	0.18000	Oversupply
3/21/2020 14:08	0:01	SSA3	0.01700	0.35200	Oversupply
3/21/2020 14:08	0:01	SSA2	0.01657	0.15900	Oversupply
3/21/2020 14:08	0:01	SSA3	0.01775	0.04100	Oversupply
3/21/2020 14:09	0:01	AWE	0.00608	20.40000	Oversupply
3/21/2020 14:09	0:01	SSA2	0.01657	0.02500	Oversupply
3/21/2020 14:09	0:01	SSA3	0.01813	0.02800	Oversupply
3/21/2020 14:10	0:01	SSA2	0.01657	0.12400	Oversupply
3/21/2020 14:10	0:01	SSA3	0.01700	0.11200	Oversupply
3/21/2020 14:10	0:01	SSA2	0.01657	0.37500	Oversupply
3/21/2020 14:11	0:01	SSA3	0.01775	0.14900	Oversupply
3/21/2020 14:11	0:01	SSA2	0.01657	0.19600	Oversupply
3/21/2020 14:11	0:01	SSA3	0.017	0.135	Oversupply
3/21/2020 14:12	0:01	SSA2	0.01657	0.33700	Oversupply
3/21/2020 14:12	0:01	SSA3	0.01737	0.10700	Oversupply
3/21/2020 14:13	0:31	BS250	Data is not available	Data is not available	Oversupply
3/21/2020 14:13	0:31	SSA3	1.32379	0.02300	Oversupply
3/21/2020 14:13	0:31	SSA2	0.78484	0.03600	Oversupply
3/21/2020 14:14	0:31	AWE	1.53574	21.00000	Oversupply
3/21/2020 14:21	0:01	KWP11	0.00304	0.18263	Oversupply
3/21/2020 14:44	0:01	SSA3	0.029451478	0.035	Oversupply
3/21/2020 14:44	0:01	SSA2	0.01723	0.00100	Oversupply
3/21/2020 14:45	0:01	SSA3	0.015438438	0.033	Oversupply
3/21/2020 14:45	0:01	SSA2	0.02273	0.02300	Oversupply
3/21/2020 14:45	0:01	SSA3	0.01544	0.01000	Oversupply
3/21/2020 14:46	0:01	BS250	Data is not available	Data is not available	Oversupply
3/21/2020 14:46	0:02	SSA2	0.04546	0.15600	Oversupply
3/21/2020 14:46	0:01	SSA3	0.01544	0.08400	Oversupply
3/21/2020 14:47	0:01	AWE	0.00866	21.00000	Oversupply
3/21/2020 14:47	0:01	SSA3	0.015	0.059	Oversupply
3/21/2020 14:48	0:01	SSA2	0.02273	0.28500	Oversupply
3/21/2020 14:48	0:01	SSA3	0.01544	0.23000	Oversupply
3/21/2020 14:49	0:01	SSA2	0.02273	0.92400	Oversupply
3/21/2020 14:49	0:01	SSA3	0.01544	0.35900	Oversupply
3/21/2020 14:49	0:01	SSA3	0.015438438	0.932	Oversupply
3/21/2020 14:49	0:01	SSA2	0.02273	0.54300	Oversupply
3/21/2020 14:50	0:01	SSA3	0.014781483	1.529	Oversupply
3/21/2020 14:50	0:01	SSA2	0.02273	0.73200	Oversupply
3/21/2020 14:51	0:01	SSA3	0.016	2.279	Oversupply
3/21/2020 14:51	0:01	SSA2	0.02273	1.07600	Oversupply
3/21/2020 14:52	0:01	SSA3	0.01510996	1.965	Oversupply
3/21/2020 14:52	0:01	SSA2	0.02273	1.73700	Oversupply
3/21/2020 14:54	0:01	SSA2	0.02273	1.85700	Oversupply
3/21/2020 14:54	0:01	SSA3	0.015	2.822	Oversupply
3/21/2020 14:55	0:01	SSA2	0.02273	1.99000	Oversupply
3/21/2020 14:55	0:01	SSA3	0.014781483	2.164	Oversupply
3/21/2020 14:55	0:01	SSA2	0.02273	1.05700	Oversupply
3/21/2020 14:55	0:01	SSA3	0.015	1.766	Oversupply
3/21/2020 14:56	0:01	SSA3	0.015438437	2.626	Oversupply
3/21/2020 14:56	0:01	SSA2	0.02273	1.03900	Oversupply
3/21/2020 14:57	0:01	SSA3	0.015	1.229	Oversupply
3/21/2020 14:57	0:01	SSA2	0.02273	0.21200	Oversupply
3/21/2020 14:58	0:01	SSA3	0.015438438	1.265	Oversupply
3/21/2020 14:58	0:01	SSA2	0.02229	0.62400	Oversupply
3/21/2020 14:59	0:01	SSA3	0.015	1.029	Oversupply
3/21/2020 14:59	0:01	SSA2	0.02292	0.32600	Oversupply
3/21/2020 14:59	0:01	SSA3	0.018143294	0.114	Oversupply
3/21/2020 15:00	0:01	BS250	Data is not available	Data is not available	Oversupply
3/21/2020 15:00	0:02	SSA2	0.04813	0.08400	Oversupply
3/21/2020 15:00	0:01	SSA3	0.020307219	0.013	Oversupply
3/21/2020 15:01	0:01	SSA3	0.019	0.026	Oversupply
3/21/2020 15:01	0:01	SSA2	0.02406	0.02800	Oversupply



Maui Curtailment Report

Start Date and Time	Duration (minutes)	IPP Curtailed	Estimated Curtailed MWH	Peak MW Curtailed	Reasons for Curtailment
3/21/2020 15:02	0:01	SSA3	0.01987515	0.132	Oversupply
3/21/2020 15:02	0:01	SSA2	0.02406	0.32000	Oversupply
3/21/2020 15:02	0:01	SSA3	0.020	0.394	Oversupply
3/21/2020 15:03	0:01	SSA3	0.01987515	0.446	Oversupply
3/21/2020 15:03	0:01	SSA2	0.02406	0.30500	Oversupply
3/21/2020 15:04	0:01	SSA3	0.020	0.694	Oversupply
3/21/2020 15:04	0:01	SSA2	0.02406	0.52800	Oversupply
3/21/2020 15:05	0:01	SSA3	0.020307219	0.766	Oversupply
3/21/2020 15:05	0:01	SSA2	0.02406	0.70400	Oversupply
3/21/2020 15:05	0:01	SSA3	0.019443082	0.734	Oversupply
3/21/2020 15:06	0:01	SSA2	0.02406	0.78100	Oversupply
3/21/2020 15:06	0:01	SSA3	0.020	0.549	Oversupply
3/21/2020 15:07	0:01	SSA2	0.02406	0.66200	Oversupply
3/21/2020 15:07	0:01	SSA3	0.020307219	0.721	Oversupply
3/21/2020 15:08	0:01	SSA2	0.02406	0.65700	Oversupply
3/21/2020 15:08	0:01	SSA3	0.019	0.986	Oversupply
3/21/2020 15:08	0:01	SSA2	0.02406	1.72100	Oversupply
3/21/2020 15:09	0:01	SSA3	0.020307219	1.756	Oversupply
3/21/2020 15:09	0:01	SSA2	0.02406	1.06800	Oversupply
3/21/2020 15:09	0:01	SSA3	0.020	1.956	Oversupply
3/21/2020 15:10	0:01	SSA3	0.01987515	2.333	Oversupply
3/21/2020 15:10	0:01	SSA2	0.02406	1.53000	Oversupply
3/21/2020 15:11	0:01	SSA3	0.020739287	2.295	Oversupply
3/21/2020 15:11	0:01	SSA2	0.02406	0.72200	Oversupply
3/21/2020 15:12	0:01	KWPPII	0.00075	0.04491	Oversupply
3/21/2020 15:12	0:01	SSA3	0.021	2.420	Oversupply
3/21/2020 15:12	0:01	SSA2	0.02406	1.47800	Oversupply
3/21/2020 15:12	0:01	SSA3	0.019443082	1.994	Oversupply
3/21/2020 15:13	0:01	SSA2	0.02406	0.81100	Oversupply
3/21/2020 15:13	0:01	SSA3	0.020307219	1.095	Oversupply
3/21/2020 15:14	0:01	SSA2	0.02406	1.60700	Oversupply
3/21/2020 15:14	0:01	SSA2	0.01602	1.52600	Oversupply
3/21/2020 15:16	0:01	SSA2	0.01329	1.97400	Oversupply
3/21/2020 15:17	0:01	SSA3	0.008	1.646	Oversupply
3/21/2020 15:18	0:01	SSA3	0.007854339	1.577	Oversupply
3/21/2020 15:18	0:01	SSA2	0.01304	1.15800	Oversupply
3/21/2020 15:19	0:01	SSA3	0.008	0.991	Oversupply
3/21/2020 15:19	0:01	SSA2	0.01329	0.22800	Oversupply
3/21/2020 15:19	0:01	SSA3	0.007683593	0.081	Oversupply
3/21/2020 15:20	0:01	SSA2	0.01329	0.67000	Oversupply
3/21/2020 15:20	0:01	SSA3	0.008	0.903	Oversupply
3/21/2020 15:21	0:01	SSA2	0.01329	0.37200	Oversupply
3/21/2020 15:21	0:01	SSA3	0.008025085	1.572	Oversupply
3/21/2020 15:21	0:01	SSA2	0.01329	1.27000	Oversupply
3/21/2020 15:26	0:01	SSA3	0.008025085	2.589	Oversupply
3/21/2020 15:27	0:01	SSA2	0.01329	2.95000	Oversupply
3/21/2020 15:27	0:01	SSA3	0.007854339	2.575	Oversupply
3/21/2020 15:27	0:01	SSA2	0.01329	0.08900	Oversupply
3/21/2020 15:28	0:01	SSA3	0.008	0.043	Oversupply
3/21/2020 15:28	0:01	SSA2	0.01329	0.84300	Oversupply
3/21/2020 15:29	0:01	SSA3	0.008537325	0.605	Oversupply
3/21/2020 15:29	0:01	SSA2	0.00052	1.56800	Oversupply
3/21/2020 15:29	0:01	SSA3	-0.002	2.357	Oversupply
3/21/2020 15:30	0:01	SSA2	0.00246	2.12500	Oversupply
3/21/2020 15:30	0:01	SSA3	0.002010907	1.509	Oversupply
3/21/2020 15:31	0:01	SSA2	0.00246	2.49400	Oversupply
3/21/2020 15:31	0:01	SSA3	0.00210028	2.434	Oversupply
3/21/2020 15:32	0:01	SSA2	0.00246	2.11200	Oversupply
3/21/2020 15:32	0:01	SSA3	0.002	2.104	Oversupply
3/21/2020 23:50	0:14	KWPPII	0.22447	1.93803	Oversupply
3/21/2020 23:52	0:04	AWE	0.05404	20.30000	Oversupply
3/21/2020 23:58	0:03	AWE	0.01663	18.70000	Oversupply
3/22/2020 0:08	3:43	KWPPII	59.58133	19.20665	Oversupply
3/22/2020 0:15	0:04	AWE	0.03923	17.50000	Oversupply
3/22/2020 0:27	0:34	AWE	2.48683	15.60000	Oversupply
3/22/2020 1:02	0:02	AWE	0.01153	5.00000	Oversupply
3/22/2020 1:05	0:01	AWE	0.00968	4.60000	Oversupply
3/22/2020 1:07	2:39	AWE	22.16687	21.00000	Oversupply
3/22/2020 3:52	0:06	KWPPII	0.38059	9.58736	Oversupply
3/22/2020 8:59	0:01	SSA2	0.00132	1.52200	Oversupply
3/22/2020 8:59	0:01	SSA3	0.006303366	1.866	Oversupply
3/22/2020 9:00	0:01	SSA2	0.01047	1.53700	Oversupply
3/22/2020 9:05	0:01	SSA3	0.010	1.937	Oversupply
3/22/2020 9:06	0:01	SSA2	0.01047	1.46200	Oversupply
3/22/2020 9:06	0:01	SSA3	0.009263539	1.949	Oversupply



Maui Curtailment Report

Start Date and Time	Duration (minutes)	IPP Curtailed	Estimated Curtailed MWH	Peak MW Curtailed	Reasons for Curtailment
3/22/2020 9:07	0:01	SSA2	0.01047	0.48800	Oversupply
3/22/2020 9:07	0:01	SSA3	0.009066442	0.345	Oversupply
3/22/2020 9:08	0:01	SSA3	0.009	0.781	Oversupply
3/22/2020 9:08	0:01	SSA2	0.01047	0.66400	Oversupply
3/22/2020 9:09	0:01	SSA3	0.009066442	1.41	Oversupply
3/22/2020 9:09	0:01	SSA2	0.01047	1.09400	Oversupply
3/22/2020 9:10	0:01	SSA3	0.009066442	0.275	Oversupply
3/22/2020 9:10	0:01	SSA2	0.01047	0.70500	Oversupply
3/22/2020 9:10	0:01	SSA3	0.009066442	0.69	Oversupply
3/22/2020 9:11	0:01	SSA2	0.01047	0.59900	Oversupply
3/22/2020 9:11	0:01	SSA3	0.009066442	0.839	Oversupply
3/22/2020 9:12	0:01	SSA2	0.01047	0.76600	Oversupply
3/22/2020 9:12	0:01	SSA3	0.009066442	0.804	Oversupply
3/22/2020 9:12	0:01	SSA2	0.01047	0.31700	Oversupply
3/22/2020 9:13	6:17	BS250	Data is not available	Data is not available	Oversupply
3/22/2020 9:13	6:17	SSA3	15.033	0.276	Oversupply
3/22/2020 9:13	4:48	SSA2	9.57332	0.02100	Oversupply
3/22/2020 9:14	6:16	KWP	70.74902	19.21064	Oversupply
3/22/2020 9:27	3:10	AWE	34.74194	21.00000	Oversupply
3/22/2020 10:59	0:01	5A	Data not available	Data not available	Oversupply
3/22/2020 10:59	0:01	BS	Data not available	Data not available	Oversupply
3/22/2020 12:39	0:37	AWE	2.04633	21.00000	Oversupply
3/22/2020 13:17	0:19	AWE	0.32269	21.00000	Oversupply
3/22/2020 13:39	0:03	AWE	0.04827	21.00000	Oversupply
3/22/2020 13:46	0:01	AWE	0.00024	21.00000	Oversupply
3/22/2020 13:52	0:01	AWE	0.00141	21.00000	Oversupply
3/22/2020 13:54	0:01	AWE	0.00191	21.00000	Oversupply
3/22/2020 13:57	0:01	AWE	0.01241	21.00000	Oversupply
3/22/2020 14:01	0:01	SSA2	0.02986	0.00800	Oversupply
3/22/2020 14:02	1:27	SSA2	2.49591	0.00800	Oversupply
3/22/2020 14:07	0:14	AWE	0.72158	21.00000	Oversupply
3/22/2020 14:22	0:01	AWE	0.00191	21.00000	Oversupply
3/22/2020 14:24	1:02	AWE	7.32165	21.00000	Oversupply
3/22/2020 15:29	0:01	SSA2	0.02197	0.00800	Oversupply
3/22/2020 15:30	0:01	SSA2	0.01675	0.02800	Oversupply
3/22/2020 15:30	0:01	SSA3	0.029168096	0.038	Oversupply
3/22/2020 15:31	0:55	BS250	Data is not available	Data is not available	Oversupply
3/22/2020 15:31	0:55	SSA2	0.67412	0.00700	Oversupply
3/22/2020 15:31	0:54	SSA3	1.79738	0.00600	Oversupply
3/22/2020 15:32	0:54	KWP	9.04468	19.21064	Oversupply
3/22/2020 16:25	0:01	SSA3	0.01977	0.00100	Oversupply
3/22/2020 16:25	0:01	SSA2	0.00631	0.01900	Oversupply
3/22/2020 16:26	0:01	SSA3	0.02021	0.31400	Oversupply
3/22/2020 16:26	0:01	SSA2	0.00631	0.05100	Oversupply
3/22/2020 16:26	0:01	SSA3	0.02021	0.42800	Oversupply
3/22/2020 16:27	0:01	SSA2	0.00631	0.23300	Oversupply
3/22/2020 16:27	0:01	SSA3	0.02021	0.96700	Oversupply
3/22/2020 16:28	0:02	SSA2	0.01262	0.21800	Oversupply
3/22/2020 16:28	0:01	SSA3	0.02021	1.56800	Oversupply
3/22/2020 16:29	0:01	SSA3	0.01977	0.10600	Oversupply
3/22/2020 16:29	0:01	SSA2	0.00225	0.27400	Oversupply
3/22/2020 16:29	0:01	SSA3	0.00481	0.49000	Oversupply
3/23/2020 0:02	15:14	KWP	223.46244	19.21064	Oversupply
3/23/2020 3:55	0:13	AWE	0.48429	21.00000	Oversupply
3/23/2020 4:09	0:03	AWE	0.01862	19.90000	Oversupply
3/23/2020 4:14	0:02	AWE	0.02292	20.20000	Oversupply
3/23/2020 4:28	0:01	AWE	0.00759	20.60000	Oversupply
3/23/2020 4:30	0:30	AWE	0.89107	21.00000	Oversupply
3/23/2020 5:01	0:03	AWE	0.01538	21.00000	Oversupply
3/23/2020 6:20	9:33	BS250	Data is not available	Data is not available	Oversupply
3/23/2020 6:33	8:44	SSA3	17.48904	0.01900	Oversupply
3/23/2020 6:39	9:14	SSA2	17.31859	0.00600	Oversupply
3/23/2020 8:40	6:27	AWE	119.40617	21.00000	Oversupply
3/23/2020 9:54	0:08	5A	Data not available	Data not available	Oversupply
3/23/2020 9:54	0:08	BS	Data not available	Data not available	Oversupply
3/23/2020 9:59	0:01	KWP	0.001	24.290	Oversupply
3/23/2020 10:02	0:02	KWP	0.00440	21.54725	Oversupply
3/23/2020 10:03	0:04	5A	Data not available	Data not available	Oversupply
3/23/2020 10:03	0:04	BS	Data not available	Data not available	Oversupply
3/23/2020 10:06	0:01	KWP	0.000879129	20.01758194	Oversupply
3/23/2020 10:08	0:05	5A	Data not available	Data not available	Oversupply
3/23/2020 10:08	0:05	BS	Data not available	Data not available	Oversupply
3/23/2020 10:14	0:01	5A	Data not available	Data not available	Oversupply
3/23/2020 10:14	0:01	BS	Data not available	Data not available	Oversupply
3/23/2020 10:16	0:02	5A	Data not available	Data not available	Oversupply



Maui Curtailment Report

Start Date and Time	Duration (minutes)	IPP Curtailed	Estimated Curtailed MWH	Peak MW Curtailed	Reasons for Curtailment
3/23/2020 10:16	0:02	BS	Data not available	Data not available	Oversupply
3/23/2020 10:19	0:02	5A	Data not available	Data not available	Oversupply
3/23/2020 10:19	0:02	BS	Data not available	Data not available	Oversupply
3/23/2020 10:22	0:01	5A	Data not available	Data not available	Oversupply
3/23/2020 10:22	0:01	BS	Data not available	Data not available	Oversupply
3/23/2020 10:23	0:01	KWP	0.00176	20.75604	Oversupply
3/23/2020 10:25	0:02	5A	Data not available	Data not available	Oversupply
3/23/2020 10:25	0:02	BS	Data not available	Data not available	Oversupply
3/23/2020 10:33	0:01	5A	Data not available	Data not available	Oversupply
3/23/2020 10:33	0:01	BS	Data not available	Data not available	Oversupply
3/23/2020 10:35	0:04	5A	Data not available	Data not available	Oversupply
3/23/2020 10:35	0:04	BS	Data not available	Data not available	Oversupply
3/23/2020 10:43	0:06	5A	Data not available	Data not available	Oversupply
3/23/2020 10:43	0:06	BS	Data not available	Data not available	Oversupply
3/23/2020 10:44	0:01	KWP	0.00176	24.18462	Oversupply
3/23/2020 10:50	0:03	5A	Data not available	Data not available	Oversupply
3/23/2020 10:50	0:03	BS	Data not available	Data not available	Oversupply
3/23/2020 10:54	0:05	5A	Data not available	Data not available	Oversupply
3/23/2020 10:54	0:05	BS	Data not available	Data not available	Oversupply
3/23/2020 11:02	0:03	5A	Data not available	Data not available	Oversupply
3/23/2020 11:02	0:03	BS	Data not available	Data not available	Oversupply
3/23/2020 11:02	0:03	KWP	0.00264	25.39780	Oversupply
3/23/2020 11:06	0:02	5A	Data not available	Data not available	Oversupply
3/23/2020 11:06	0:02	BS	Data not available	Data not available	Oversupply
3/23/2020 11:09	0:02	5A	Data not available	Data not available	Oversupply
3/23/2020 11:09	0:02	BS	Data not available	Data not available	Oversupply
3/23/2020 11:13	0:01	5A	Data not available	Data not available	Oversupply
3/23/2020 11:13	0:01	BS	Data not available	Data not available	Oversupply
3/23/2020 11:13	0:01	KWP	0.00176	24.65934	Oversupply
3/23/2020 11:15	0:05	5A	Data not available	Data not available	Oversupply
3/23/2020 11:15	0:05	BS	Data not available	Data not available	Oversupply
3/23/2020 11:21	0:06	5A	Data not available	Data not available	Oversupply
3/23/2020 11:21	0:06	BS	Data not available	Data not available	Oversupply
3/23/2020 11:23	0:01	KWP	0.000879129	21.96923065	Oversupply
3/23/2020 11:30	0:01	KWP	0.00176	26.87473	Oversupply
3/23/2020 11:32	0:05	5A	Data not available	Data not available	Oversupply
3/23/2020 11:32	0:05	BS	Data not available	Data not available	Oversupply
3/23/2020 11:36	0:01	KWP	0.00264	27.98242	Oversupply
3/23/2020 11:38	0:03	5A	Data not available	Data not available	Oversupply
3/23/2020 11:38	0:03	BS	Data not available	Data not available	Oversupply
3/23/2020 11:39	0:01	KWP	0.00440	25.02857	Oversupply
3/23/2020 11:41	0:01	KWP	0.00176	22.54945	Oversupply
3/23/2020 11:42	0:07	5A	Data not available	Data not available	Oversupply
3/23/2020 11:42	0:07	BS	Data not available	Data not available	Oversupply
3/23/2020 11:47	0:01	KWP	0.00264	21.49450	Oversupply
3/23/2020 11:50	0:13	5A	Data not available	Data not available	Oversupply
3/23/2020 11:50	0:13	BS	Data not available	Data not available	Oversupply
3/23/2020 11:56	0:01	KWP	0.00088	22.12747	Oversupply
3/23/2020 11:58	0:01	KWP	0.00264	19.85934	Oversupply
3/23/2020 12:04	0:08	5A	Data not available	Data not available	Oversupply
3/23/2020 12:04	0:08	BS	Data not available	Data not available	Oversupply
3/23/2020 12:13	0:01	5A	Data not available	Data not available	Oversupply
3/23/2020 12:13	0:01	BS	Data not available	Data not available	Oversupply
3/23/2020 12:15	0:10	5A	Data not available	Data not available	Oversupply
3/23/2020 12:15	0:10	BS	Data not available	Data not available	Oversupply
3/23/2020 12:15	0:02	KWP	0.00176	16.21978	Oversupply
3/23/2020 12:26	0:01	5A	Data not available	Data not available	Oversupply
3/23/2020 12:26	0:01	BS	Data not available	Data not available	Oversupply
3/23/2020 12:28	0:03	5A	Data not available	Data not available	Oversupply
3/23/2020 12:28	0:03	BS	Data not available	Data not available	Oversupply
3/23/2020 12:32	0:04	5A	Data not available	Data not available	Oversupply
3/23/2020 12:32	0:04	BS	Data not available	Data not available	Oversupply
3/23/2020 12:33	0:02	KWP	0.00264	16.00879	Oversupply
3/23/2020 12:38	0:01	5A	Data not available	Data not available	Oversupply
3/23/2020 12:38	0:01	BS	Data not available	Data not available	Oversupply
3/23/2020 12:40	0:01	5A	Data not available	Data not available	Oversupply
3/23/2020 12:40	0:01	BS	Data not available	Data not available	Oversupply
3/23/2020 12:44	0:02	5A	Data not available	Data not available	Oversupply
3/23/2020 12:44	0:02	BS	Data not available	Data not available	Oversupply
3/23/2020 12:48	0:01	5A	Data not available	Data not available	Oversupply
3/23/2020 12:48	0:01	BS	Data not available	Data not available	Oversupply
3/23/2020 12:51	0:02	5A	Data not available	Data not available	Oversupply
3/23/2020 12:51	0:02	BS	Data not available	Data not available	Oversupply
3/23/2020 12:52	0:02	KWP	0.00264	15.16483	Oversupply
3/23/2020 12:54	0:12	5A	Data not available	Data not available	Oversupply



Maui Curtailment Report

Start Date and Time	Duration (minutes)	IPP Curtailed	Estimated Curtailed MWH	Peak MW Curtailed	Reasons for Curtailment
3/23/2020 12:54	0:12	BS	Data not available	Data not available	Oversupply
3/23/2020 12:55	0:01	KWP	0.00176	15.90330	Oversupply
3/23/2020 12:59	0:01	KWP	0.00176	15.00659	Oversupply
3/23/2020 13:01	0:01	KWP	0.00088	14.37363	Oversupply
3/23/2020 13:07	0:01	5A	Data not available	Data not available	Oversupply
3/23/2020 13:07	0:01	BS	Data not available	Data not available	Oversupply
3/23/2020 13:09	0:04	5A	Data not available	Data not available	Oversupply
3/23/2020 13:09	0:04	BS	Data not available	Data not available	Oversupply
3/23/2020 13:09	0:01	KWP	0.00088	15.95604	Oversupply
3/23/2020 13:14	0:02	5A	Data not available	Data not available	Oversupply
3/23/2020 13:14	0:02	BS	Data not available	Data not available	Oversupply
3/23/2020 13:18	0:02	5A	Data not available	Data not available	Oversupply
3/23/2020 13:18	0:02	BS	Data not available	Data not available	Oversupply
3/23/2020 13:20	0:01	KWP	0.00176	14.37363	Oversupply
3/23/2020 13:21	0:04	5A	Data not available	Data not available	Oversupply
3/23/2020 13:21	0:04	BS	Data not available	Data not available	Oversupply
3/23/2020 13:26	0:03	5A	Data not available	Data not available	Oversupply
3/23/2020 13:26	0:03	BS	Data not available	Data not available	Oversupply
3/23/2020 13:26	0:02	KWP	0.00176	14.05714	Oversupply
3/23/2020 13:31	0:02	5A	Data not available	Data not available	Oversupply
3/23/2020 13:31	0:02	BS	Data not available	Data not available	Oversupply
3/23/2020 13:31	0:01	KWP	0.00088	14.32088	Oversupply
3/23/2020 13:34	0:01	5A	Data not available	Data not available	Oversupply
3/23/2020 13:34	0:01	BS	Data not available	Data not available	Oversupply
3/23/2020 13:37	0:01	5A	Data not available	Data not available	Oversupply
3/23/2020 13:37	0:01	BS	Data not available	Data not available	Oversupply
3/23/2020 13:39	0:02	5A	Data not available	Data not available	Oversupply
3/23/2020 13:39	0:02	BS	Data not available	Data not available	Oversupply
3/23/2020 13:42	0:09	5A	Data not available	Data not available	Oversupply
3/23/2020 13:42	0:09	BS	Data not available	Data not available	Oversupply
3/23/2020 13:42	0:01	KWP	0.00088	17.11648	Oversupply
3/23/2020 13:52	0:03	5A	Data not available	Data not available	Oversupply
3/23/2020 13:52	0:03	BS	Data not available	Data not available	Oversupply
3/23/2020 13:57	0:01	5A	Data not available	Data not available	Oversupply
3/23/2020 13:57	0:01	BS	Data not available	Data not available	Oversupply
3/23/2020 13:58	0:01	KWP	0.00088	18.38242	Oversupply
3/23/2020 13:59	0:02	5A	Data not available	Data not available	Oversupply
3/23/2020 13:59	0:02	BS	Data not available	Data not available	Oversupply
3/23/2020 14:02	0:02	5A	Data not available	Data not available	Oversupply
3/23/2020 14:02	0:02	BS	Data not available	Data not available	Oversupply
3/23/2020 14:05	0:01	5A	Data not available	Data not available	Oversupply
3/23/2020 14:05	0:01	BS	Data not available	Data not available	Oversupply
3/23/2020 14:07	0:02	5A	Data not available	Data not available	Oversupply
3/23/2020 14:07	0:02	BS	Data not available	Data not available	Oversupply
3/23/2020 14:11	0:01	5A	Data not available	Data not available	Oversupply
3/23/2020 14:11	0:01	BS	Data not available	Data not available	Oversupply
3/23/2020 14:12	0:01	KWP	0.00176	19.91209	Oversupply
3/23/2020 14:13	0:01	5A	Data not available	Data not available	Oversupply
3/23/2020 14:13	0:01	BS	Data not available	Data not available	Oversupply
3/23/2020 14:17	0:01	5A	Data not available	Data not available	Oversupply
3/23/2020 14:17	0:01	BS	Data not available	Data not available	Oversupply
3/23/2020 14:20	0:01	5A	Data not available	Data not available	Oversupply
3/23/2020 14:20	0:01	BS	Data not available	Data not available	Oversupply
3/23/2020 14:23	0:01	5A	Data not available	Data not available	Oversupply
3/23/2020 14:23	0:01	BS	Data not available	Data not available	Oversupply
3/23/2020 14:25	0:02	5A	Data not available	Data not available	Oversupply
3/23/2020 14:25	0:02	BS	Data not available	Data not available	Oversupply
3/23/2020 14:26	0:01	KWP	0.00176	27.61319	Oversupply
3/23/2020 14:29	0:02	5A	Data not available	Data not available	Oversupply
3/23/2020 14:29	0:02	BS	Data not available	Data not available	Oversupply
3/23/2020 14:32	0:01	5A	Data not available	Data not available	Oversupply
3/23/2020 14:32	0:01	BS	Data not available	Data not available	Oversupply
3/23/2020 15:09	0:02	AWE	0.02505	21.00000	Oversupply
3/23/2020 15:17	0:37	KWP	7.16525	19.21064	Oversupply
3/23/2020 15:17	0:01	SSA3	0.02833	0.00900	Oversupply
3/23/2020 15:17	0:35	SSA3	1.24262	0.00400	Oversupply
3/23/2020 15:53	0:01	SSA2	0.01162	0.01000	Oversupply
3/23/2020 15:53	0:01	SSA3	0.01880	0.08600	Oversupply
3/23/2020 15:54	0:01	SSA3	0.01880	0.61100	Oversupply
3/23/2020 15:54	0:01	SSA2	0.01140	0.63000	Oversupply
3/23/2020 15:54	0:01	SSA2	0.01185	0.63800	Oversupply
3/23/2020 15:55	0:01	SSA3	0.01800	1.20700	Oversupply
3/23/2020 15:55	0:01	SSA2	0.01162	1.07800	Oversupply
3/23/2020 15:56	0:01	SSA3	0.01840	0.73300	Oversupply
3/23/2020 15:56	0:01	SSA2	0.01140	0.55800	Oversupply



Maui Curtailment Report

Start Date and Time	Duration (minutes)	IPP Curtailed	Estimated Curtailed MWH	Peak MW Curtailed	Reasons for Curtailment
3/23/2020 15:57	0:01	SSA3	0.019	1.505	Oversupply
3/23/2020 15:57	0:01	SSA2	0.01162	0.95600	Oversupply
3/23/2020 15:58	0:01	SSA2	0.01162	0.99200	Oversupply
3/23/2020 16:00	0:01	SSA3	0.015583279	2.314	Oversupply
3/23/2020 16:03	0:01	SSA2	0.01108	0.87200	Oversupply
3/23/2020 16:04	0:01	SSA3	0.01628	0.97800	Oversupply
3/23/2020 16:04	0:01	SSA2	0.01108	0.17000	Oversupply
3/23/2020 16:04	0:18	SSA3	0.36537	0.36300	Oversupply
3/23/2020 16:05	0:18	BS250	Data is not available	Data is not available	Oversupply
3/23/2020 16:05	0:18	SSA2	0.28117	0.01900	Oversupply
3/23/2020 16:07	0:17	KWPPII	0.30431	19.21064	Oversupply
3/23/2020 16:23	0:01	SSA3	0.01364	0.12800	Oversupply
3/23/2020 16:23	0:01	SSA2	0.01622	0.04700	Oversupply
3/23/2020 16:23	0:01	SSA3	0.01424	0.66300	Oversupply
3/23/2020 16:24	0:01	SSA2	0.01560	0.04000	Oversupply
3/23/2020 16:24	0:01	SSA3	0.01424	0.02200	Oversupply
3/23/2020 16:25	0:04	SSA2	0.08081	0.02200	Oversupply
3/23/2020 16:25	0:04	SSA3	0.07030	0.13000	Oversupply
3/23/2020 16:26	0:10	BS250	Data is not available	Data is not available	Oversupply
3/23/2020 16:28	0:02	KWPPII	0.01478	19.21064	Oversupply
3/23/2020 16:29	0:01	SSA3	0.01390	0.00500	Oversupply
3/23/2020 16:29	0:01	SSA2	0.01561	0.07100	Oversupply
3/23/2020 16:30	0:06	SSA3	0.138477811	0.004	Oversupply
3/23/2020 16:30	0:06	SSA2	0.10295	0.00700	Oversupply
3/23/2020 16:31	0:06	KWPPII	0.06725	19.21064	Oversupply
3/23/2020 16:36	0:01	SSA3	0.017404315	0.001	Oversupply
3/23/2020 16:36	0:01	SSA2	0.01483	0.12200	Oversupply
3/23/2020 16:37	0:01	SSA3	0.017404315	0.351	Oversupply
3/23/2020 16:37	0:01	SSA2	0.01483	0.09700	Oversupply
3/23/2020 16:37	0:01	SSA3	0.017404315	0.216	Oversupply
3/23/2020 16:38	0:01	SSA2	0.01483	0.04600	Oversupply
3/23/2020 16:38	0:01	SSA3	0.01702596	0.261	Oversupply
3/23/2020 16:38	0:01	SSA2	0.01483	0.13000	Oversupply
3/23/2020 16:39	0:01	SSA3	0.017404315	0.24	Oversupply
3/23/2020 16:39	0:01	SSA2	0.01483	0.23500	Oversupply
3/23/2020 16:40	0:01	SSA3	0.017404315	0.515	Oversupply
3/23/2020 16:40	0:01	SSA2	0.01483	0.04700	Oversupply
3/23/2020 16:40	0:01	SSA3	0.01702596	0.117	Oversupply
3/23/2020 16:41	0:01	SSA2	0.01483	0.09000	Oversupply
3/23/2020 16:41	0:01	SSA3	0.017404315	0.136	Oversupply
3/23/2020 16:42	0:01	SSA3	0.01740	0.36300	Oversupply
3/23/2020 16:42	0:01	SSA2	0.01483	0.18700	Oversupply
3/23/2020 16:43	0:01	SSA3	0.01778	0.29000	Oversupply
3/23/2020 16:43	0:01	SSA2	0.01483	0.15900	Oversupply
3/23/2020 16:43	0:01	SSA3	0.01740	0.20700	Oversupply
3/23/2020 16:44	0:01	SSA2	0.01406	0.30200	Oversupply
3/23/2020 16:44	0:01	SSA3	0.01157	0.96100	Oversupply
3/23/2020 16:45	0:01	SSA2	0.00266	0.48500	Oversupply
3/23/2020 16:45	0:01	SSA3	0.005	1.120	Oversupply
3/23/2020 16:45	0:01	SSA2	0.00261	0.46400	Oversupply
3/23/2020 16:46	0:01	SSA3	0.00462	0.25600	Oversupply
3/23/2020 16:46	0:01	SSA2	0.00266	0.57600	Oversupply
3/23/2020 16:46	0:01	SSA3	0.00462435	0.966	Oversupply
3/23/2020 22:02	18:28	KWPPII	303.25410	19.21064	Oversupply
3/24/2020 0:35	0:01	AWE	0.00586	20.60000	Oversupply
3/24/2020 0:38	0:30	AWE	0.76498	21.00000	Oversupply
3/24/2020 1:16	3:42	AWE	21.82041	21.00000	Oversupply
3/24/2020 6:20	10:10	BS250	Data is not available	Data is not available	Oversupply
3/24/2020 6:32	9:58	SSA3	21.70926	-0.00200	Oversupply
3/24/2020 6:38	9:52	SSA2	17.60217	0.00400	Oversupply
3/24/2020 8:05	7:53	AWE	123.06496	21.00000	Oversupply
3/24/2020 10:10	0:01	5A	Data not available	Data not available	Oversupply
3/24/2020 10:10	0:01	BS	Data not available	Data not available	Oversupply
3/24/2020 10:13	0:01	5A	Data not available	Data not available	Oversupply
3/24/2020 10:13	0:01	BS	Data not available	Data not available	Oversupply
3/24/2020 10:13	0:01	KWP	0.00088	25.23956	Oversupply
3/24/2020 10:16	0:01	5A	Data not available	Data not available	Oversupply
3/24/2020 10:16	0:01	BS	Data not available	Data not available	Oversupply
3/24/2020 10:17	0:01	KWP	0.00088	23.23516	Oversupply
3/24/2020 10:18	0:02	5A	Data not available	Data not available	Oversupply
3/24/2020 10:18	0:02	BS	Data not available	Data not available	Oversupply
3/24/2020 10:21	0:03	5A	Data not available	Data not available	Oversupply
3/24/2020 10:21	0:03	BS	Data not available	Data not available	Oversupply
3/24/2020 10:25	0:01	5A	Data not available	Data not available	Oversupply
3/24/2020 10:25	0:01	BS	Data not available	Data not available	Oversupply



Maui Curtailment Report

Start Date and Time	Duration (minutes)	IPP Curtailed	Estimated Curtailed MWH	Peak MW Curtailed	Reasons for Curtailment
3/24/2020 10:27	0:01	5A	Data not available	Data not available	Oversupply
3/24/2020 10:27	0:01	BS	Data not available	Data not available	Oversupply
3/24/2020 10:29	0:01	5A	Data not available	Data not available	Oversupply
3/24/2020 10:29	0:01	BS	Data not available	Data not available	Oversupply
3/24/2020 10:31	0:01	5A	Data not available	Data not available	Oversupply
3/24/2020 10:31	0:01	BS	Data not available	Data not available	Oversupply
3/24/2020 10:31	0:01	KWP	0.00176	22.86593	Oversupply
3/24/2020 10:33	0:07	5A	Data not available	Data not available	Oversupply
3/24/2020 10:33	0:07	BS	Data not available	Data not available	Oversupply
3/24/2020 10:41	0:03	5A	Data not available	Data not available	Oversupply
3/24/2020 10:41	0:03	BS	Data not available	Data not available	Oversupply
3/24/2020 10:42	0:01	KWP	0.00264	20.17583	Oversupply
3/24/2020 10:44	0:01	KWP	0.00150	19.06813	Oversupply
3/24/2020 10:45	0:08	5A	Data not available	Data not available	Oversupply
3/24/2020 10:45	0:08	BS	Data not available	Data not available	Oversupply
3/24/2020 10:52	0:01	KWP	0.00088	17.27472	Oversupply
3/24/2020 10:57	0:02	5A	Data not available	Data not available	Oversupply
3/24/2020 10:57	0:02	BS	Data not available	Data not available	Oversupply
3/24/2020 10:58	0:01	KWP	0.00088	20.96703	Oversupply
3/24/2020 11:00	0:02	5A	Data not available	Data not available	Oversupply
3/24/2020 11:00	0:02	BS	Data not available	Data not available	Oversupply
3/24/2020 11:01	0:01	KWP	0.00264	18.64615	Oversupply
3/24/2020 11:03	0:02	5A	Data not available	Data not available	Oversupply
3/24/2020 11:03	0:02	BS	Data not available	Data not available	Oversupply
3/24/2020 11:08	0:04	5A	Data not available	Data not available	Oversupply
3/24/2020 11:08	0:04	BS	Data not available	Data not available	Oversupply
3/24/2020 11:10	0:01	KWP	0.00088	19.49011	Oversupply
3/24/2020 11:13	0:01	5A	Data not available	Data not available	Oversupply
3/24/2020 11:13	0:01	BS	Data not available	Data not available	Oversupply
3/24/2020 11:15	0:01	KWP	0.00088	19.12088	Oversupply
3/24/2020 11:16	0:03	5A	Data not available	Data not available	Oversupply
3/24/2020 11:16	0:03	BS	Data not available	Data not available	Oversupply
3/24/2020 11:21	0:04	5A	Data not available	Data not available	Oversupply
3/24/2020 11:21	0:04	BS	Data not available	Data not available	Oversupply
3/24/2020 11:25	0:01	KWP	0.00088	15.05934	Oversupply
3/24/2020 11:26	0:01	5A	Data not available	Data not available	Oversupply
3/24/2020 11:26	0:01	BS	Data not available	Data not available	Oversupply
3/24/2020 11:28	0:01	5A	Data not available	Data not available	Oversupply
3/24/2020 11:28	0:01	BS	Data not available	Data not available	Oversupply
3/24/2020 11:30	0:03	5A	Data not available	Data not available	Oversupply
3/24/2020 11:30	0:03	BS	Data not available	Data not available	Oversupply
3/24/2020 11:34	0:06	5A	Data not available	Data not available	Oversupply
3/24/2020 11:34	0:06	BS	Data not available	Data not available	Oversupply
3/24/2020 11:36	0:02	KWP	0.00440	16.06154	Oversupply
3/24/2020 11:41	0:02	5A	Data not available	Data not available	Oversupply
3/24/2020 11:41	0:02	BS	Data not available	Data not available	Oversupply
3/24/2020 11:44	0:05	5A	Data not available	Data not available	Oversupply
3/24/2020 11:44	0:05	BS	Data not available	Data not available	Oversupply
3/24/2020 11:45	0:01	KWP	0.00088	13.42418	Oversupply
3/24/2020 11:50	0:04	5A	Data not available	Data not available	Oversupply
3/24/2020 11:50	0:04	BS	Data not available	Data not available	Oversupply
3/24/2020 11:56	0:02	5A	Data not available	Data not available	Oversupply
3/24/2020 11:56	0:02	BS	Data not available	Data not available	Oversupply
3/24/2020 11:59	0:01	5A	Data not available	Data not available	Oversupply
3/24/2020 11:59	0:01	BS	Data not available	Data not available	Oversupply
3/24/2020 12:01	0:05	5A	Data not available	Data not available	Oversupply
3/24/2020 12:01	0:05	BS	Data not available	Data not available	Oversupply
3/24/2020 12:01	0:01	KWP	0.00088	12.31648	Oversupply
3/24/2020 12:04	0:01	KWP	0.00068	12.58022	Oversupply
3/24/2020 12:07	0:03	5A	Data not available	Data not available	Oversupply
3/24/2020 12:07	0:03	BS	Data not available	Data not available	Oversupply
3/24/2020 12:11	0:03	5A	Data not available	Data not available	Oversupply
3/24/2020 12:11	0:03	BS	Data not available	Data not available	Oversupply
3/24/2020 12:16	0:02	5A	Data not available	Data not available	Oversupply
3/24/2020 12:16	0:02	BS	Data not available	Data not available	Oversupply
3/24/2020 12:18	0:01	KWP	0.001	16.273	Oversupply
3/24/2020 12:19	0:02	5A	Data not available	Data not available	Oversupply
3/24/2020 12:19	0:02	BS	Data not available	Data not available	Oversupply
3/24/2020 12:22	0:01	5A	Data not available	Data not available	Oversupply
3/24/2020 12:22	0:01	BS	Data not available	Data not available	Oversupply
3/24/2020 12:25	0:01	5A	Data not available	Data not available	Oversupply
3/24/2020 12:25	0:01	BS	Data not available	Data not available	Oversupply
3/24/2020 12:27	0:01	5A	Data not available	Data not available	Oversupply
3/24/2020 12:27	0:01	BS	Data not available	Data not available	Oversupply
3/24/2020 12:27	0:02	KWP	0.00352	16.43077	Oversupply



Maui Curtailment Report

Start Date and Time	Duration (minutes)	IPP Curtailed	Estimated Curtailed MWH	Peak MW Curtailed	Reasons for Curtailment
3/24/2020 12:29	0:01	5A	Data not available	Data not available	Oversupply
3/24/2020 12:29	0:01	BS	Data not available	Data not available	Oversupply
3/24/2020 12:31	0:01	5A	Data not available	Data not available	Oversupply
3/24/2020 12:31	0:01	BS	Data not available	Data not available	Oversupply
3/24/2020 12:34	0:03	5A	Data not available	Data not available	Oversupply
3/24/2020 12:34	0:03	BS	Data not available	Data not available	Oversupply
3/24/2020 12:38	0:03	5A	Data not available	Data not available	Oversupply
3/24/2020 12:38	0:03	BS	Data not available	Data not available	Oversupply
3/24/2020 12:42	0:01	5A	Data not available	Data not available	Oversupply
3/24/2020 12:42	0:01	BS	Data not available	Data not available	Oversupply
3/24/2020 12:42	0:01	KWP	0.00088	18.01319	Oversupply
3/24/2020 12:44	0:01	5A	Data not available	Data not available	Oversupply
3/24/2020 12:44	0:01	BS	Data not available	Data not available	Oversupply
3/24/2020 14:05	0:07	5A	Data not available	Data not available	Oversupply
3/24/2020 14:05	0:07	BS	Data not available	Data not available	Oversupply
3/24/2020 14:08	0:03	KWP	0.003516483	26.45274734	Oversupply
3/24/2020 14:14	0:01	5A	Data not available	Data not available	Oversupply
3/24/2020 14:14	0:01	BS	Data not available	Data not available	Oversupply
3/24/2020 14:16	0:07	5A	Data not available	Data not available	Oversupply
3/24/2020 14:16	0:07	BS	Data not available	Data not available	Oversupply
3/24/2020 14:17	0:01	KWP	0.00176	24.76484	Oversupply
3/24/2020 14:21	0:01	KWP	0.00176	23.60439	Oversupply
3/24/2020 14:24	0:03	5A	Data not available	Data not available	Oversupply
3/24/2020 14:24	0:03	BS	Data not available	Data not available	Oversupply
3/24/2020 14:28	0:01	5A	Data not available	Data not available	Oversupply
3/24/2020 14:28	0:01	BS	Data not available	Data not available	Oversupply
3/24/2020 14:30	0:02	5A	Data not available	Data not available	Oversupply
3/24/2020 14:30	0:02	BS	Data not available	Data not available	Oversupply
3/24/2020 14:34	0:02	5A	Data not available	Data not available	Oversupply
3/24/2020 14:34	0:02	BS	Data not available	Data not available	Oversupply
3/24/2020 14:37	0:01	5A	Data not available	Data not available	Oversupply
3/24/2020 14:37	0:01	BS	Data not available	Data not available	Oversupply
3/24/2020 14:41	0:01	5A	Data not available	Data not available	Oversupply
3/24/2020 14:41	0:01	BS	Data not available	Data not available	Oversupply
3/24/2020 14:43	0:01	5A	Data not available	Data not available	Oversupply
3/24/2020 14:43	0:01	BS	Data not available	Data not available	Oversupply
3/24/2020 14:46	0:02	5A	Data not available	Data not available	Oversupply
3/24/2020 14:46	0:02	BS	Data not available	Data not available	Oversupply
3/24/2020 14:50	0:01	5A	Data not available	Data not available	Oversupply
3/24/2020 14:50	0:01	BS	Data not available	Data not available	Oversupply
3/24/2020 15:03	0:01	5A	Data not available	Data not available	Oversupply
3/24/2020 15:03	0:01	BS	Data not available	Data not available	Oversupply
3/24/2020 15:05	0:01	5A	Data not available	Data not available	Oversupply
3/24/2020 15:05	0:01	BS	Data not available	Data not available	Oversupply
3/24/2020 15:06	0:01	KWP	0.00176	28.35165	Oversupply
3/24/2020 15:08	0:02	5A	Data not available	Data not available	Oversupply
3/24/2020 15:08	0:02	BS	Data not available	Data not available	Oversupply
3/24/2020 15:09	0:01	KWP	0.00264	28.82637	Oversupply
3/24/2020 16:29	0:01	SSA2	0.02794	0.01500	Oversupply
3/24/2020 16:29	0:01	SSA3	0.01967	-0.00300	Oversupply
3/24/2020 16:30	0:01	SSA2	0.01389	0.07600	Oversupply
3/24/2020 16:30	0:01	SSA3	0.01837	0.01300	Oversupply
3/24/2020 16:31	0:02	BS250	Data is not available	Data is not available	Oversupply
3/24/2020 16:31	0:01	KWP11	0.00091	19.21064	Oversupply
3/24/2020 16:31	0:01	SSA3	0.01759	0.00500	Oversupply
3/24/2020 16:31	0:02	SSA2	0.02778	0.07200	Oversupply
3/24/2020 16:32	0:08	SSA3	0.18218	0.00100	Oversupply
3/24/2020 16:33	0:01	SSA2	0.01389	0.00800	Oversupply
3/24/2020 16:34	0:06	BS250	Data is not available	Data is not available	Oversupply
3/24/2020 16:34	0:05	SSA2	0.08280	0.00500	Oversupply
3/24/2020 16:35	0:05	KWP11	0.04542	19.21064	Oversupply
3/24/2020 16:39	0:01	SSA2	0.01389	0.02700	Oversupply
3/24/2020 16:40	0:02	SSA3	0.03597	0.02200	Oversupply
3/24/2020 16:40	0:01	SSA2	0.01389	0.31700	Oversupply
3/24/2020 16:41	0:01	SSA2	0.01389	0.35800	Oversupply
3/24/2020 16:41	0:01	SSA3	0.018374192	0.639	Oversupply
3/24/2020 16:41	0:01	SSA2	0.01389	0.44000	Oversupply
3/24/2020 16:42	0:01	SSA3	0.01759	1.04400	Oversupply
3/24/2020 16:42	0:01	SSA2	0.01389	0.32700	Oversupply
3/24/2020 16:43	0:01	SSA3	0.01837	0.41800	Oversupply
3/24/2020 16:43	0:01	SSA2	0.01389	0.39500	Oversupply
3/24/2020 16:43	0:01	SSA3	0.01759	0.53300	Oversupply
3/24/2020 16:44	0:01	BS250	Data is not available	Data is not available	Oversupply
3/24/2020 16:44	0:01	SSA2	0.00989	0.19500	Oversupply
3/24/2020 16:44	0:01	SSA3	0.01531	0.15600	Oversupply



Mau Curtailment Report

Start Date and Time	Duration (minutes)	IPP Curtailed	Estimated Curtailed MWH	Peak MW Curtailed	Reasons for Curtailment
3/24/2020 16:45	0:01	SSA3	0.00420	0.10700	Oversupply
3/24/2020 16:45	0:01	SSA2	0.00493	0.24300	Oversupply
3/24/2020 16:46	0:01	SSA3	0.00402	0.30100	Oversupply
3/24/2020 16:46	0:02	SSA2	0.00986	0.23800	Oversupply
3/24/2020 16:46	0:01	SSA3	0.00420	0.23600	Oversupply
3/24/2020 16:47	0:01	SSA3	0.00402	0.23800	Oversupply
3/24/2020 16:48	0:01	SSA2	0.00493	0.65300	Oversupply
3/25/2020 0:53	0:01	KWP	0.00220	5.73824	Oversupply
3/25/2020 0:56	0:01	KWP	0.00610	7.23518	Oversupply
3/25/2020 0:59	0:01	KWP	0.00187	7.23518	Oversupply
3/25/2020 1:06	0:05	KWP	0.06724	4.24131	Oversupply
3/25/2020 1:39	14:16	KWP	239.66463	19.21064	Oversupply
3/25/2020 1:50	3:09	AWE	12.57010	21.00000	Oversupply
3/25/2020 6:20	9:35	BS250	Data is not available	Data is not available	Oversupply
3/25/2020 6:32	9:23	SSA3	19.97198	0.02400	Oversupply
3/25/2020 6:37	9:18	SSA2	16.00204	0.00100	Oversupply
3/25/2020 8:39	0:05	AWE	0.07479	21.00000	Oversupply
3/25/2020 8:48	0:02	AWE	0.00824	21.00000	Oversupply
3/25/2020 8:59	0:02	AWE	0.01231	21.00000	Oversupply
3/25/2020 9:06	6:45	AWE	116.85604	21.00000	Oversupply
3/25/2020 10:09	0:06	5A	Data not available	Data not available	Oversupply
3/25/2020 10:09	0:06	BS	Data not available	Data not available	Oversupply
3/25/2020 10:15	0:01	KWP	0.00088	22.02198	Oversupply
3/25/2020 10:17	0:01	5A	Data not available	Data not available	Oversupply
3/25/2020 10:17	0:01	BS	Data not available	Data not available	Oversupply
3/25/2020 10:19	0:06	5A	Data not available	Data not available	Oversupply
3/25/2020 10:19	0:06	BS	Data not available	Data not available	Oversupply
3/25/2020 10:20	0:01	KWP	0.00264	24.29011	Oversupply
3/25/2020 10:27	0:01	5A	Data not available	Data not available	Oversupply
3/25/2020 10:27	0:01	BS	Data not available	Data not available	Oversupply
3/25/2020 10:27	0:01	KWP	0.00134	20.22857	Oversupply
3/25/2020 10:29	0:05	5A	Data not available	Data not available	Oversupply
3/25/2020 10:29	0:05	BS	Data not available	Data not available	Oversupply
3/25/2020 10:37	0:01	5A	Data not available	Data not available	Oversupply
3/25/2020 10:37	0:01	BS	Data not available	Data not available	Oversupply
3/25/2020 10:39	0:01	5A	Data not available	Data not available	Oversupply
3/25/2020 10:39	0:01	BS	Data not available	Data not available	Oversupply
3/25/2020 10:41	0:06	5A	Data not available	Data not available	Oversupply
3/25/2020 10:41	0:06	BS	Data not available	Data not available	Oversupply
3/25/2020 10:43	0:01	KWP	0.00124	19.64835	Oversupply
3/25/2020 10:48	0:02	5A	Data not available	Data not available	Oversupply
3/25/2020 10:48	0:02	BS	Data not available	Data not available	Oversupply
3/25/2020 10:53	0:03	5A	Data not available	Data not available	Oversupply
3/25/2020 10:53	0:03	BS	Data not available	Data not available	Oversupply
3/25/2020 10:55	0:01	KWP	0.00088	23.86813	Oversupply
3/25/2020 10:57	0:01	5A	Data not available	Data not available	Oversupply
3/25/2020 10:57	0:01	BS	Data not available	Data not available	Oversupply
3/25/2020 10:59	0:03	5A	Data not available	Data not available	Oversupply
3/25/2020 10:59	0:03	BS	Data not available	Data not available	Oversupply
3/25/2020 11:04	0:13	5A	Data not available	Data not available	Oversupply
3/25/2020 11:04	0:13	BS	Data not available	Data not available	Oversupply
3/25/2020 11:07	0:01	KWP	0.00264	21.81099	Oversupply
3/25/2020 11:12	0:01	KWP	0.00088	16.16703	Oversupply
3/25/2020 11:18	0:01	5A	Data not available	Data not available	Oversupply
3/25/2020 11:18	0:01	BS	Data not available	Data not available	Oversupply
3/25/2020 11:20	0:01	5A	Data not available	Data not available	Oversupply
3/25/2020 11:20	0:01	BS	Data not available	Data not available	Oversupply
3/25/2020 11:22	0:03	5A	Data not available	Data not available	Oversupply
3/25/2020 11:22	0:03	BS	Data not available	Data not available	Oversupply
3/25/2020 11:24	0:02	KWP	0.00176	20.59780	Oversupply
3/25/2020 11:26	0:01	5A	Data not available	Data not available	Oversupply
3/25/2020 11:26	0:01	BS	Data not available	Data not available	Oversupply
3/25/2020 11:27	0:01	KWP	0.00150	19.49011	Oversupply
3/25/2020 11:28	0:02	5A	Data not available	Data not available	Oversupply
3/25/2020 11:28	0:02	BS	Data not available	Data not available	Oversupply
3/25/2020 11:31	0:05	5A	Data not available	Data not available	Oversupply
3/25/2020 11:31	0:05	BS	Data not available	Data not available	Oversupply
3/25/2020 11:34	0:01	KWP	0.004	24.976	Oversupply
3/25/2020 11:37	0:04	5A	Data not available	Data not available	Oversupply
3/25/2020 11:37	0:04	BS	Data not available	Data not available	Oversupply
3/25/2020 11:39	0:01	KWP	0.00088	22.91868	Oversupply
3/25/2020 11:42	0:04	5A	Data not available	Data not available	Oversupply
3/25/2020 11:42	0:04	BS	Data not available	Data not available	Oversupply
3/25/2020 11:46	0:01	KWP	0.00176	22.70769	Oversupply
3/25/2020 11:47	0:01	5A	Data not available	Data not available	Oversupply



Maui Curtailment Report

Start Date and Time	Duration (minutes)	IPP Curtailed	Estimated Curtailed MWH	Peak MW Curtailed	Reasons for Curtailment
3/25/2020 11:47	0:01	BS	Data not available	Data not available	Oversupply
3/25/2020 11:48	0:01	KWP	0.00352	24.13187	Oversupply
3/25/2020 11:49	0:01	5A	Data not available	Data not available	Oversupply
3/25/2020 11:49	0:01	BS	Data not available	Data not available	Oversupply
3/25/2020 11:51	0:06	5A	Data not available	Data not available	Oversupply
3/25/2020 11:51	0:06	BS	Data not available	Data not available	Oversupply
3/25/2020 11:56	0:01	KWP	0.00088	22.12747	Oversupply
3/25/2020 11:59	0:06	5A	Data not available	Data not available	Oversupply
3/25/2020 11:59	0:06	BS	Data not available	Data not available	Oversupply
3/25/2020 12:05	0:01	KWP	0.00088	24.71209	Oversupply
3/25/2020 12:06	0:01	5A	Data not available	Data not available	Oversupply
3/25/2020 12:06	0:01	BS	Data not available	Data not available	Oversupply
3/25/2020 12:08	0:02	5A	Data not available	Data not available	Oversupply
3/25/2020 12:08	0:02	BS	Data not available	Data not available	Oversupply
3/25/2020 12:08	0:01	KWP	0.00352	23.97363	Oversupply
3/25/2020 12:11	0:03	5A	Data not available	Data not available	Oversupply
3/25/2020 12:11	0:03	BS	Data not available	Data not available	Oversupply
3/25/2020 12:14	0:01	KWP	0.00088	21.86374	Oversupply
3/25/2020 12:16	0:04	5A	Data not available	Data not available	Oversupply
3/25/2020 12:16	0:04	BS	Data not available	Data not available	Oversupply
3/25/2020 12:22	0:03	5A	Data not available	Data not available	Oversupply
3/25/2020 12:22	0:03	BS	Data not available	Data not available	Oversupply
3/25/2020 12:23	0:01	KWP	0.00264	21.28352	Oversupply
3/25/2020 12:25	0:01	KWP	0.00088	20.43956	Oversupply
3/25/2020 12:29	0:02	5A	Data not available	Data not available	Oversupply
3/25/2020 12:29	0:02	BS	Data not available	Data not available	Oversupply
3/25/2020 12:29	0:01	KWP	0.00088	21.54725	Oversupply
3/25/2020 12:32	0:01	5A	Data not available	Data not available	Oversupply
3/25/2020 12:32	0:01	BS	Data not available	Data not available	Oversupply
3/25/2020 12:35	0:06	5A	Data not available	Data not available	Oversupply
3/25/2020 12:35	0:06	BS	Data not available	Data not available	Oversupply
3/25/2020 12:37	0:01	KWP	0.00176	22.02198	Oversupply
3/25/2020 12:43	0:02	5A	Data not available	Data not available	Oversupply
3/25/2020 12:43	0:02	BS	Data not available	Data not available	Oversupply
3/25/2020 12:44	0:01	KWP	0.00176	21.60000	Oversupply
3/25/2020 12:46	0:01	5A	Data not available	Data not available	Oversupply
3/25/2020 12:46	0:01	BS	Data not available	Data not available	Oversupply
3/25/2020 12:48	0:03	5A	Data not available	Data not available	Oversupply
3/25/2020 12:48	0:03	BS	Data not available	Data not available	Oversupply
3/25/2020 12:52	0:02	5A	Data not available	Data not available	Oversupply
3/25/2020 12:52	0:02	BS	Data not available	Data not available	Oversupply
3/25/2020 12:53	0:01	KWP	0.00264	18.80440	Oversupply
3/25/2020 12:57	0:02	5A	Data not available	Data not available	Oversupply
3/25/2020 12:57	0:02	BS	Data not available	Data not available	Oversupply
3/25/2020 12:59	0:01	KWP	0.00088	20.28132	Oversupply
3/25/2020 13:01	0:01	5A	Data not available	Data not available	Oversupply
3/25/2020 13:01	0:01	BS	Data not available	Data not available	Oversupply
3/25/2020 13:03	0:05	5A	Data not available	Data not available	Oversupply
3/25/2020 13:03	0:05	BS	Data not available	Data not available	Oversupply
3/25/2020 13:04	0:01	KWP	0.00088	24.02637	Oversupply
3/25/2020 13:09	0:01	5A	Data not available	Data not available	Oversupply
3/25/2020 13:09	0:01	BS	Data not available	Data not available	Oversupply
3/25/2020 13:12	0:03	5A	Data not available	Data not available	Oversupply
3/25/2020 13:12	0:03	BS	Data not available	Data not available	Oversupply
3/25/2020 13:17	0:06	5A	Data not available	Data not available	Oversupply
3/25/2020 13:17	0:06	BS	Data not available	Data not available	Oversupply
3/25/2020 13:24	0:01	5A	Data not available	Data not available	Oversupply
3/25/2020 13:24	0:01	BS	Data not available	Data not available	Oversupply
3/25/2020 13:28	0:01	5A	Data not available	Data not available	Oversupply
3/25/2020 13:28	0:01	BS	Data not available	Data not available	Oversupply
3/25/2020 13:30	0:06	5A	Data not available	Data not available	Oversupply
3/25/2020 13:30	0:06	BS	Data not available	Data not available	Oversupply
3/25/2020 13:32	0:01	KWP	0.00176	23.39341	Oversupply
3/25/2020 13:34	0:01	KWP	0.00088	21.49450	Oversupply
3/25/2020 13:37	0:01	5A	Data not available	Data not available	Oversupply
3/25/2020 13:37	0:01	BS	Data not available	Data not available	Oversupply
3/25/2020 13:39	0:01	5A	Data not available	Data not available	Oversupply
3/25/2020 13:39	0:01	BS	Data not available	Data not available	Oversupply
3/25/2020 13:39	0:01	KWP	0.00088	22.54945	Oversupply
3/25/2020 13:41	0:02	KWP	0.01383	22.81319	Oversupply
3/25/2020 13:43	0:06	5A	Data not available	Data not available	Oversupply
3/25/2020 13:43	0:06	BS	Data not available	Data not available	Oversupply
3/25/2020 13:44	0:02	KWP	0.00527	24.29011	Oversupply
3/25/2020 13:48	0:01	KWP	0.00088	20.65055	Oversupply
3/25/2020 13:50	0:03	5A	Data not available	Data not available	Oversupply



Maui Curtailment Report

Start Date and Time	Duration (minutes)	IPP Curtailed	Estimated Curtailed MWH	Peak MW Curtailed	Reasons for Curtailment
3/25/2020 13:50	0:03	BS	Data not available	Data not available	Oversupply
3/25/2020 13:54	0:01	5A	Data not available	Data not available	Oversupply
3/25/2020 13:54	0:01	BS	Data not available	Data not available	Oversupply
3/25/2020 13:54	0:01	KWP	0.00088	20.80879	Oversupply
3/25/2020 14:03	0:02	5A	Data not available	Data not available	Oversupply
3/25/2020 14:03	0:02	BS	Data not available	Data not available	Oversupply
3/25/2020 14:29	0:01	5A	Data not available	Data not available	Oversupply
3/25/2020 14:29	0:01	BS	Data not available	Data not available	Oversupply
3/25/2020 14:30	0:01	KWP	0.00440	26.34725	Oversupply
3/25/2020 14:32	0:01	KWP	0.00264	25.97802	Oversupply
3/25/2020 14:33	0:01	5A	Data not available	Data not available	Oversupply
3/25/2020 14:33	0:01	BS	Data not available	Data not available	Oversupply
3/25/2020 14:36	0:01	5A	Data not available	Data not available	Oversupply
3/25/2020 14:36	0:01	BS	Data not available	Data not available	Oversupply
3/25/2020 15:55	0:01	SSA3	0.02548	0.52500	Oversupply
3/25/2020 15:55	0:01	SSA2	0.04046	0.12500	Oversupply
3/25/2020 15:55	0:01	SSA3	0.02494	0.88900	Oversupply
3/25/2020 15:56	0:01	SSA2	0.04046	0.34500	Oversupply
3/25/2020 15:56	0:58	SSA3	1.46251	1.22400	Oversupply
3/25/2020 15:57	0:58	BS250	Data is not available	Data is not available	Oversupply
3/25/2020 15:57	0:58	KWP11	3.99251	16.21677	Oversupply
3/25/2020 15:57	0:58	SSA2	2.23729	0.51000	Oversupply
3/25/2020 16:54	0:01	SSA3	0.01120	-0.00100	Oversupply
3/25/2020 16:54	0:01	SSA2	0.02837	-0.00300	Oversupply
3/25/2020 16:55	0:01	SSA3	0.01096	0.17600	Oversupply
3/25/2020 16:55	0:01	SSA2	0.02837	-0.00500	Oversupply
3/25/2020 16:55	0:01	SSA3	0.01168	0.68900	Oversupply
3/25/2020 16:56	0:01	SSA3	0.01096	0.90600	Oversupply
3/25/2020 16:56	0:01	SSA2	0.02837	0.16900	Oversupply
3/25/2020 16:57	0:01	SSA3	0.01096	0.90300	Oversupply
3/25/2020 16:57	0:01	SSA2	0.02782	0.39300	Oversupply
3/25/2020 16:58	0:01	SSA3	0.01096	0.95700	Oversupply
3/25/2020 16:58	0:01	SSA2	0.02837	0.75800	Oversupply
3/25/2020 16:58	0:01	SSA3	0.01120	1.09400	Oversupply
3/25/2020 16:59	0:01	SSA2	0.02509	1.02300	Oversupply
3/25/2020 16:59	0:01	SSA3	0.00306	0.75100	Oversupply
3/25/2020 17:00	0:01	SSA2	0.00193	1.29000	Oversupply
3/25/2020 17:00	0:01	SSA3	0.00198	1.17700	Oversupply
3/25/2020 17:01	0:01	SSA2	0.00193	1.29300	Oversupply
3/25/2020 17:01	0:01	SSA3	0.00202	0.37300	Oversupply
3/25/2020 17:03	0:01	SSA3	0.00202	1.48200	Oversupply
3/25/2020 17:04	0:01	SSA3	0.00194	1.49200	Oversupply
3/25/2020 17:05	0:01	SSA3	0.00198	1.46400	Oversupply
3/25/2020 17:06	0:01	SSA2	0.002	1.241	Oversupply
3/25/2020 17:06	0:01	SSA3	0.00198	0.55700	Oversupply
3/25/2020 17:07	0:01	SSA3	0.00202	1.39500	Oversupply
3/25/2020 22:07	0:23	KWP11	4.02919	14.71984	Oversupply
3/25/2020 22:22	0:03	AWE	0.02174	21.00000	Oversupply
3/25/2020 22:32	0:07	KWP11	0.26483	13.22291	Oversupply
3/25/2020 22:42	7:43	KWP11	119.39867	19.21064	Oversupply
3/26/2020 0:02	0:01	AWE	0.00191	21.00000	Oversupply
3/26/2020 0:05	0:17	AWE	0.16528	21.00000	Oversupply
3/26/2020 0:23	5:14	AWE	33.06238	21.00000	Oversupply
3/26/2020 5:40	0:01	AWE	0.00841	21.00000	Oversupply
3/26/2020 6:20	9:05	BS250	Data is not available	Data is not available	Oversupply
3/26/2020 6:27	8:59	KWP11	154.15287	19.21064	Oversupply
3/26/2020 6:31	8:53	SSA3	13.12322	0.01100	Oversupply
3/26/2020 6:36	8:48	SSA2	11.32435	-0.00100	Oversupply
3/26/2020 8:11	0:04	AWE	0.03765	21.00000	Oversupply
3/26/2020 8:18	0:01	AWE	0.00157	21.00000	Oversupply
3/26/2020 8:22	0:02	AWE	0.02474	21.00000	Oversupply
3/26/2020 9:20	0:02	AWE	0.00498	21.00000	Oversupply
3/26/2020 9:23	0:05	AWE	0.04944	21.00000	Oversupply
3/26/2020 9:29	5:49	AWE	54.57549	21.00000	Oversupply
3/26/2020 12:35	0:01	5A	Data not available	Data not available	Oversupply
3/26/2020 12:35	0:01	BS	Data not available	Data not available	Oversupply
3/26/2020 15:25	0:01	SSA3	0.01407	0.03400	Oversupply
3/26/2020 15:25	0:02	SSA2	0.02827	0.15300	Oversupply
3/26/2020 15:26	0:01	SSA3	0.01438	0.10900	Oversupply
3/26/2020 15:26	0:54	SSA3	0.79912	0.15000	Oversupply
3/26/2020 15:27	0:54	BS250	Data is not available	Data is not available	Oversupply
3/26/2020 15:27	0:55	SSA2	0.735378991	0.078	Oversupply
3/26/2020 15:28	0:54	KWP11	6.96426	19.21064	Oversupply
3/26/2020 16:21	0:01	SSA3	0.00615	0.03100	Oversupply
3/26/2020 16:21	0:01	SSA2	0.007247038	0.189	Oversupply



Maui Curtailment Report

Start Date and Time	Duration (minutes)	IPP Curtailed	Estimated Curtailed MWH	Peak MW Curtailed	Reasons for Curtailment
3/26/2020 16:22	0:01	SSA3	0.00628	0.17900	Oversupply
3/26/2020 16:22	0:01	SSA2	0.00725	0.06800	Oversupply
3/26/2020 16:22	0:01	SSA3	0.00655	0.06800	Oversupply
3/26/2020 16:23	0:01	SSA2	0.00725	0.30900	Oversupply
3/26/2020 16:23	0:01	SSA3	0.00602	0.25200	Oversupply
3/26/2020 16:24	0:02	SSA2	0.01449	0.25800	Oversupply
3/26/2020 16:25	0:01	SSA3	0.00615	0.53400	Oversupply
3/26/2020 16:26	0:01	SSA3	0.00589	0.50400	Oversupply
3/26/2020 16:26	0:01	SSA2	0.00725	0.58700	Oversupply
3/26/2020 16:26	0:01	SSA3	0.00602	0.24300	Oversupply
3/26/2020 16:26	0:01	SSA2	0.00725	0.07100	Oversupply
3/26/2020 16:27	0:01	SSA3	0.00589	0.21800	Oversupply
3/26/2020 16:27	0:01	SSA2	0.00725	0.31600	Oversupply
3/26/2020 16:28	0:01	SSA3	0.00615	0.11400	Oversupply
3/26/2020 16:31	0:01	SSA2	0.00538	0.69900	Oversupply
3/26/2020 16:31	0:01	SSA3	0.00493	0.67900	Oversupply
3/26/2020 16:32	0:01	SSA3	0.00504	0.53000	Oversupply
3/26/2020 16:32	0:01	SSA2	0.00538	0.36400	Oversupply
3/26/2020 16:32	0:01	SSA3	0.00493	0.06100	Oversupply
3/26/2020 16:33	0:01	SSA2	0.00538	0.30900	Oversupply
3/26/2020 16:33	0:04	SSA3	0.02487	0.05000	Oversupply
3/26/2020 16:33	0:02	SSA2	0.01065	0.06800	Oversupply
3/26/2020 16:34	0:04	BS250	Data is not available	Data is not available	Oversupply
3/26/2020 16:35	0:03	SSA2	0.02151	0.04100	Oversupply
3/26/2020 16:36	0:03	KWPll	0.00478	19.21064	Oversupply
3/26/2020 16:37	0:01	SSA3	0.00504	-0.00300	Oversupply
3/26/2020 16:38	0:01	SSA3	0.00525	-0.00300	Oversupply
3/26/2020 16:39	0:01	SSA2	0.00538	0.09400	Oversupply
3/26/2020 16:39	0:01	SSA3	0.00504	-0.00300	Oversupply
3/26/2020 16:39	0:01	SSA2	0.005376871	0.082	Oversupply
3/26/2020 16:39	0:01	SSA3	0.00493	-0.00300	Oversupply
3/26/2020 16:40	0:01	SSA3	0.00493	0.23600	Oversupply
3/26/2020 16:40	0:01	SSA2	0.005376871	0.132	Oversupply
3/26/2020 16:41	0:01	SSA3	0.00493	0.25400	Oversupply
3/26/2020 16:41	0:01	SSA2	0.005376871	0.324	Oversupply
3/26/2020 16:42	0:01	SSA3	0.00504	0.33900	Oversupply
3/26/2020 21:35	0:57	KWPll	4.97198	19.16773	Oversupply
3/26/2020 22:40	0:28	KWPll	1.57941	18.53901	Oversupply
3/26/2020 23:09	0:13	KWPll	0.23208	15.85551	Oversupply
3/26/2020 23:46	1:19	KWPll	6.49939	15.82059	Oversupply
3/27/2020 2:01	0:17	KWPll	1.56827	11.90660	Oversupply
3/27/2020 2:19	0:07	KWPll	0.20857	7.32799	Oversupply
3/27/2020 2:28	0:14	KWPll	0.513	8.166	Oversupply
3/27/2020 7:33	0:01	SSA3	0.00260	0.37500	Oversupply
3/27/2020 7:33	0:08	SSA2	0.030847612	0.414	Oversupply
3/27/2020 7:33	0:06	SSA3	0.02030	0.04200	Oversupply
3/27/2020 7:34	0:07	BS250	Data is not available	Data is not available	Oversupply
3/27/2020 7:35	0:06	KWPll	0.17968	9.39974	Oversupply
3/27/2020 7:40	0:01	SSA3	0.00260	0.00900	Oversupply
3/27/2020 9:01	0:01	SSA2	0.007196634	1.102	Oversupply
3/27/2020 9:01	0:01	SSA3	0.01557	1.68100	Oversupply
3/27/2020 9:01	0:01	SSA2	0.007196634	0.947	Oversupply
3/27/2020 9:02	0:01	SSA3	0.015	1.461	Oversupply
3/27/2020 9:02	0:04	SSA2	0.035844775	0.303	Oversupply
3/27/2020 9:02	0:04	SSA3	0.07652	0.09300	Oversupply
3/27/2020 9:03	0:05	BS250	Data is not available	Data is not available	Oversupply
3/27/2020 9:03	0:04	AWE	0.04006	21.00000	Oversupply
3/27/2020 9:06	0:01	SSA3	0.015238311	0.033	Oversupply
3/27/2020 9:07	0:01	SSA2	0.007196634	-0.002	Oversupply
3/27/2020 9:07	0:01	SSA3	0.014907044	0.128	Oversupply
3/27/2020 9:07	0:01	SSA2	0.007196634	-0.002	Oversupply
3/27/2020 9:08	0:01	AWE	0.00224	21.00000	Oversupply
3/27/2020 9:08	0:01	SSA3	0.015	0.025	Oversupply
3/27/2020 9:08	0:01	SSA2	0.007196634	0.034	Oversupply
3/27/2020 9:08	0:01	SSA3	0.015569579	0.477	Oversupply
3/27/2020 9:09	0:01	SSA2	0.007196634	0.129	Oversupply
3/27/2020 9:09	0:01	SSA3	0.016	0.109	Oversupply
3/27/2020 9:10	0:01	SSA2	0.007	0.456	Oversupply
3/27/2020 9:10	0:01	SSA3	0.015238311	0.922	Oversupply
3/27/2020 9:11	0:01	SSA3	0.015238311	1.587	Oversupply
3/27/2020 9:11	0:01	SSA2	0.00720	0.86700	Oversupply
3/27/2020 9:12	0:01	SSA3	0.01557	1.94700	Oversupply
3/27/2020 9:21	0:01	SSA3	0.00513	1.12900	Oversupply
3/27/2020 9:22	0:01	SSA2	0.00499	1.12900	Oversupply
3/27/2020 9:22	0:01	SSA3	0.00513	0.93200	Oversupply



Maui Curtailment Report

Start Date and Time	Duration (minutes)	IPP Curtailed	Estimated Curtailed MWH	Peak MW Curtailed	Reasons for Curtailment
3/27/2020 9:23	0:01	SSA2	0.005190496	0.669	Oversupply
3/27/2020 9:23	0:01	SSA3	0.00513	0.65400	Oversupply
3/27/2020 9:24	0:02	BS250	Data is not available	Data is not available	Oversupply
3/27/2020 9:24	0:01	SSA2	0.00519	0.34600	Oversupply
3/27/2020 9:24	0:01	SSA3	0.00524	0.04700	Oversupply
3/27/2020 9:25	0:02	SSA3	0.01026	0.03300	Oversupply
3/27/2020 9:25	0:01	SSA2	0.00519	0.02400	Oversupply
3/27/2020 9:26	0:01	AWE	0.00373	20.40000	Oversupply
3/27/2020 9:26	0:01	SSA2	0.00519	0.00900	Oversupply
3/27/2020 9:26	0:01	SSA3	0.00524	0.17500	Oversupply
3/27/2020 9:26	0:01	SSA2	0.00519	0.06000	Oversupply
3/27/2020 9:27	0:01	SSA3	0.005	0.894	Oversupply
3/27/2020 9:27	0:01	SSA2	0.005	0.155	Oversupply
3/27/2020 9:28	0:06	BS250	Data is not available	Data is not available	Oversupply
3/27/2020 9:28	0:04	SSA3	0.059321266	0.033	Oversupply
3/27/2020 9:28	0:05	SSA2	0.061059139	0.002	Oversupply
3/27/2020 9:29	0:05	AWE	0.08003	21.00000	Oversupply
3/27/2020 9:32	0:02	SSA3	0.04010	0.03000	Oversupply
3/27/2020 9:33	0:01	SSA3	0.020486503	0.017	Oversupply
3/27/2020 9:33	0:01	SSA2	0.01171	-0.00200	Oversupply
3/27/2020 9:34	0:01	SSA3	0.02049	0.65900	Oversupply
3/27/2020 9:34	0:01	SSA2	0.01171	0.06500	Oversupply
3/27/2020 9:35	0:01	SSA3	0.02005	1.48600	Oversupply
3/27/2020 9:35	0:01	SSA2	0.01171	0.13300	Oversupply
3/27/2020 9:37	0:01	SSA2	0.012	0.337	Oversupply
3/27/2020 9:37	0:01	SSA3	0.02005	1.83800	Oversupply
3/27/2020 9:38	0:01	SSA2	0.011707037	0.523	Oversupply
3/27/2020 9:38	0:01	SSA3	0.02005	0.72900	Oversupply
3/27/2020 9:38	0:01	SSA3	0.01961	0.17800	Oversupply
3/27/2020 9:39	0:13	BS250	Data is not available	Data is not available	Oversupply
3/27/2020 9:39	0:01	SSA2	0.01148	0.34700	Oversupply
3/27/2020 9:39	1:06	SSA3	2.71335	0.04700	Oversupply
3/27/2020 9:39	0:11	SSA2	0.24875	0.01600	Oversupply
3/27/2020 9:40	0:12	AWE	0.27043	20.60000	Oversupply
3/27/2020 9:51	0:01	SSA2	0.02549	-0.00200	Oversupply
3/27/2020 9:52	0:01	SSA2	0.02549	0.08600	Oversupply
3/27/2020 9:52	0:53	SSA2	1.74088	0.00700	Oversupply
3/27/2020 9:53	0:53	BS250	Data is not available	Data is not available	Oversupply
3/27/2020 9:53	0:53	AWE	3.80485	21.00000	Oversupply
3/27/2020 10:34	0:12	KWP11	0.05133	0.42313	Oversupply
3/27/2020 10:45	0:01	SSA2	0.01205	-0.00200	Oversupply
3/27/2020 10:46	0:01	SSA3	0.01768	0.40000	Oversupply
3/27/2020 10:46	0:01	SSA2	0.01205	-0.00200	Oversupply
3/27/2020 10:46	0:01	SSA3	0.017	0.307	Oversupply
3/27/2020 10:47	0:01	SSA2	0.01205	0.03700	Oversupply
3/27/2020 10:48	0:01	SSA2	0.01205	0.25800	Oversupply
3/27/2020 10:48	0:01	SSA3	0.017301111	1.56	Oversupply
3/27/2020 10:49	0:01	SSA3	0.01730	2.33800	Oversupply
3/27/2020 10:49	0:01	SSA2	0.01205	0.43400	Oversupply
3/27/2020 10:49	0:01	SSA3	0.016925	1.771	Oversupply
3/27/2020 10:49	0:01	SSA2	0.01205	0.72400	Oversupply
3/27/2020 10:50	0:01	SSA2	0.01205	0.91100	Oversupply
3/27/2020 10:51	0:01	SSA3	0.017	2.190	Oversupply
3/27/2020 10:51	0:01	SSA2	0.01205	0.89600	Oversupply
3/27/2020 10:52	0:01	SSA3	0.018	0.898	Oversupply
3/27/2020 10:52	0:01	SSA2	0.01205	0.96100	Oversupply
3/27/2020 10:53	0:01	SSA3	0.017301111	1.91	Oversupply
3/27/2020 10:53	0:01	SSA2	0.01205	1.07200	Oversupply
3/27/2020 10:53	0:01	SSA3	0.017677222	2.033	Oversupply
3/27/2020 10:54	0:01	SSA2	0.01205	0.31700	Oversupply
3/27/2020 10:54	0:01	SSA3	0.017	1.048	Oversupply
3/27/2020 10:55	0:01	SSA2	0.01159	1.35300	Oversupply
3/27/2020 10:55	0:01	SSA3	0.017677222	1.882	Oversupply
3/27/2020 10:56	0:01	SSA2	0.012	1.646	Oversupply
3/27/2020 10:56	0:01	SSA3	0.017301111	1.518	Oversupply
3/27/2020 10:56	0:01	SSA2	0.012053608	1.657	Oversupply
3/27/2020 10:56	0:01	SSA3	0.017301111	1.904	Oversupply
3/27/2020 10:57	0:01	SSA3	0.018	1.146	Oversupply
3/27/2020 10:57	0:01	SSA2	0.012053608	2.008	Oversupply
3/27/2020 10:58	0:01	SSA3	0.017301111	1.911	Oversupply
3/27/2020 10:58	0:01	SSA2	0.012053608	2.217	Oversupply
3/27/2020 10:59	0:01	SSA3	0.017	2.560	Oversupply
3/27/2020 10:59	0:01	SSA2	0.010631386	2.39	Oversupply
3/27/2020 11:33	0:01	SSA2	0.019393294	2.737	Oversupply
3/27/2020 11:33	0:01	SSA3	0.018173359	1.771	Oversupply



Maui Curtailment Report

Start Date and Time	Duration (minutes)	IPP Curtailed	Estimated Curtailed MWH	Peak MW Curtailed	Reasons for Curtailment
3/27/2020 11:34	0:01	SSA3	0.017786692	1.926	Oversupply
3/27/2020 11:34	0:01	SSA2	0.019	2.966	Oversupply
3/27/2020 11:34	0:01	SSA3	0.017400025	0.415	Oversupply
3/27/2020 11:34	0:05	SSA2	0.116359765	0.186	Oversupply
3/27/2020 11:35	0:05	BS250	Data is not available	Data is not available	Oversupply
3/27/2020 11:35	0:05	SSA3	0.109	0.028	Oversupply
3/27/2020 11:36	0:04	KWPIL	0.042949442	3.524778128	Oversupply
3/27/2020 11:40	0:01	SSA2	0.019020346	-0.002	Oversupply
3/27/2020 11:40	0:01	SSA3	0.017400025	0.248	Oversupply
3/27/2020 11:41	0:01	SSA2	0.019393294	-0.002	Oversupply
3/27/2020 11:41	0:01	SSA3	0.017786691	0.864	Oversupply
3/27/2020 11:41	0:01	SSA2	0.019393294	-0.002	Oversupply
3/27/2020 11:50	0:01	SSA3	0.012	3.050	Oversupply
3/27/2020 11:50	0:01	SSA2	0.005477761	1.168	Oversupply
3/27/2020 11:51	0:01	SSA3	0.011519711	0.084	Oversupply
3/27/2020 11:51	0:01	SSA2	0.005477761	0.171	Oversupply
3/27/2020 11:51	0:01	SSA3	0.011	0.312	Oversupply
3/27/2020 11:52	0:01	SSA2	0.005477761	0.137	Oversupply
3/27/2020 11:52	0:01	SSA3	0.011519711	0.227	Oversupply
3/27/2020 11:53	0:01	BS250	Data is not available	Data is not available	Oversupply
3/27/2020 11:53	0:01	ESB	Data is not available	Data is not available	Oversupply
3/27/2020 11:53	0:01	SSA2	0.005477761	0.025	Oversupply
3/27/2020 11:53	0:01	SSA3	0.011274611	0.028	Oversupply
3/27/2020 11:54	0:01	SSA2	0.005477761	0.123	Oversupply
3/27/2020 11:54	0:01	SSA3	0.012	0.464	Oversupply
3/27/2020 11:54	0:01	SSA2	0.005	0.293	Oversupply
3/27/2020 11:55	0:01	SSA3	0.011519711	1.174	Oversupply
3/27/2020 11:55	0:01	SSA2	0.005477761	0.695	Oversupply
3/27/2020 11:55	0:01	SSA3	0.011029511	1.608	Oversupply
3/27/2020 11:56	0:01	SSA2	0.005477761	1.196	Oversupply
3/27/2020 11:56	0:01	SSA3	0.011	2.679	Oversupply
3/27/2020 12:09	0:01	SSA2	0.007710277	3.157	Oversupply
3/27/2020 12:09	0:01	SSA3	0.006559925	1.228	Oversupply
3/27/2020 12:10	0:01	SSA2	0.007710277	0.031	Oversupply
3/27/2020 12:10	0:01	SSA3	0.006420351	0.109	Oversupply
3/27/2020 12:11	0:02	SSA2	0.015272279	0.61	Oversupply
3/27/2020 12:11	0:01	SSA3	0.006	0.608	Oversupply
3/27/2020 12:12	0:01	SSA3	0.006559924	0.339	Oversupply
3/27/2020 12:12	0:01	SSA3	0.007	0.922	Oversupply
3/27/2020 12:13	0:01	SSA2	0.007710277	0.659	Oversupply
3/27/2020 12:13	0:01	SSA3	0.006420352	1.755	Oversupply
3/27/2020 12:15	0:01	SSA2	0.013028889	1.802	Oversupply
3/27/2020 12:15	0:01	SSA3	0.011	2.601	Oversupply
3/27/2020 12:16	0:01	SSA2	0.013	1.480	Oversupply
3/27/2020 12:16	0:01	SSA3	0.010825	0.681	Oversupply
3/27/2020 12:17	0:01	SSA2	0.013028889	0.887	Oversupply
3/27/2020 12:17	0:01	SSA3	0.011	0.936	Oversupply
3/27/2020 12:18	0:01	SSA2	0.013028889	0.562	Oversupply
3/27/2020 12:18	0:01	SSA3	0.011306111	0.478	Oversupply
3/27/2020 12:19	0:01	SSA3	0.011	0.718	Oversupply
3/27/2020 12:19	0:01	SSA2	0.013028889	0.726	Oversupply
3/27/2020 12:19	0:01	SSA3	0.011306111	1.451	Oversupply
3/27/2020 12:19	0:01	SSA2	0.013028889	1.392	Oversupply
3/27/2020 12:20	0:01	SSA3	0.011	1.395	Oversupply
3/27/2020 12:20	0:01	SSA2	0.013	1.489	Oversupply
3/27/2020 12:21	0:01	SSA3	0.012027778	1.458	Oversupply
3/27/2020 12:21	0:01	SSA2	0.013028889	1.444	Oversupply
3/27/2020 12:22	0:01	SSA3	0.010825	2.519	Oversupply
3/27/2020 12:22	0:01	SSA2	0.013	2.200	Oversupply
3/27/2020 12:22	0:01	SSA3	0.011065555	2.376	Oversupply
3/27/2020 12:23	0:01	SSA2	0.013028889	2.219	Oversupply
3/27/2020 12:23	0:01	SSA3	0.011	2.454	Oversupply
3/27/2020 12:36	0:01	SSA3	0.00798992	1.442	Oversupply
3/27/2020 12:36	0:01	SSA2	0.01062	2.36400	Oversupply
3/27/2020 12:36	0:01	SSA3	0.008	1.729	Oversupply
3/27/2020 12:37	0:01	SSA2	0.01062	2.17500	Oversupply
3/27/2020 12:37	0:01	SSA3	0.00798992	0.085	Oversupply
3/27/2020 12:38	0:01	SSA2	0.01062	1.46300	Oversupply
3/27/2020 12:38	0:01	SSA3	0.00799	0.66300	Oversupply
3/27/2020 12:39	0:01	SSA2	0.011	1.279	Oversupply
3/27/2020 12:39	0:01	SSA3	0.00799	1.20800	Oversupply
3/27/2020 12:39	0:01	SSA2	0.01062	1.18300	Oversupply
3/27/2020 12:40	0:01	SSA3	0.00782	0.49900	Oversupply
3/27/2020 12:40	0:01	SSA2	0.01062	0.22200	Oversupply
3/27/2020 12:40	0:01	SSA3	0.00782	1.87100	Oversupply



Maui Curtailment Report

Start Date and Time	Duration (minutes)	IPP Curtailed	Estimated Curtailed MWH	Peak MW Curtailed	Reasons for Curtailment
3/27/2020 12:46	0:01	SSA3	0.024	2.466	Oversupply
3/27/2020 12:46	0:01	SSA2	0.00957	1.56900	Oversupply
3/27/2020 12:46	0:01	SSA3	0.02405	2.76600	Oversupply
3/27/2020 12:47	0:01	SSA2	0.009565445	1.142	Oversupply
3/27/2020 12:47	0:01	SSA3	0.02459	0.21500	Oversupply
3/27/2020 12:48	0:01	SSA3	0.025120025	0.23	Oversupply
3/27/2020 12:48	0:01	SSA2	0.00957	1.03100	Oversupply
3/27/2020 12:49	0:01	SSA3	0.02405	0.76300	Oversupply
3/27/2020 12:49	0:01	SSA2	0.00957	0.97400	Oversupply
3/27/2020 12:50	0:01	SSA3	0.02405	0.94800	Oversupply
3/27/2020 12:50	0:01	SSA2	0.00920	0.92500	Oversupply
3/27/2020 12:50	0:01	SSA3	0.02459	0.42500	Oversupply
3/27/2020 12:51	0:01	SSA2	0.00957	0.87300	Oversupply
3/27/2020 12:51	0:02	SSA3	0.04971	1.55900	Oversupply
3/27/2020 12:51	0:01	SSA2	0.00957	0.82800	Oversupply
3/27/2020 12:52	0:01	SSA2	0.00957	0.21300	Oversupply
3/27/2020 12:53	0:01	SSA3	0.02833	0.99600	Oversupply
3/27/2020 12:53	0:01	SSA2	0.00920	0.24900	Oversupply
3/27/2020 12:53	0:01	SSA3	0.02512	0.61400	Oversupply
3/27/2020 12:54	0:08	SSA2	0.09783	0.07800	Oversupply
3/27/2020 12:54	0:09	SSA3	0.30803	0.02500	Oversupply
3/27/2020 12:55	0:08	BS250	Data is not available	Data is not available	Oversupply
3/27/2020 12:55	0:08	ESB	Data is not available	Data is not available	Oversupply
3/27/2020 12:55	0:07	KWP11	0.08025	2.20748	Oversupply
3/27/2020 13:02	0:01	SSA2	0.01330	0.01600	Oversupply
3/27/2020 13:03	0:01	SSA2	0.01330	0.05300	Oversupply
3/27/2020 13:03	0:01	SSA3	0.03304	0.17200	Oversupply
3/27/2020 13:04	0:03	BS250	Data is not available	Data is not available	Oversupply
3/27/2020 13:04	0:03	ESB	Data is not available	Data is not available	Oversupply
3/27/2020 13:04	0:01	AWE	0.00157	21.00000	Oversupply
3/27/2020 13:04	0:04	KWP11	0.02766	0.49898	Oversupply
3/27/2020 13:04	0:03	SSA3	0.13505	0.00600	Oversupply
3/27/2020 13:04	0:03	SSA2	0.05293	0.00400	Oversupply
3/27/2020 13:06	0:02	AWE	0.00162	21.00000	Oversupply
3/27/2020 13:07	0:01	SSA3	0.03735	0.00400	Oversupply
3/27/2020 13:07	0:01	SSA2	0.01330	0.00300	Oversupply
3/27/2020 13:08	0:01	SSA3	0.033043333	0.455	Oversupply
3/27/2020 13:08	0:01	SSA2	0.01330	0.09100	Oversupply
3/27/2020 13:08	0:01	SSA3	0.035916667	0.139	Oversupply
3/27/2020 13:09	0:01	SSA2	0.01330	0.02500	Oversupply
3/27/2020 13:09	0:01	SSA3	0.033043333	0.468	Oversupply
3/27/2020 13:10	0:01	SSA2	0.01278	0.14500	Oversupply
3/27/2020 13:10	0:01	SSA3	0.03232	0.56900	Oversupply
3/27/2020 13:10	0:01	SSA2	0.01330	0.23800	Oversupply
3/27/2020 13:11	0:01	SSA3	0.03376	0.81300	Oversupply
3/27/2020 13:11	0:01	SSA2	0.01330	0.43800	Oversupply
3/27/2020 13:11	0:01	SSA3	0.03304	1.17000	Oversupply
3/27/2020 13:12	0:01	SSA2	0.01330	0.48600	Oversupply
3/27/2020 13:12	0:01	SSA3	0.03376	0.38200	Oversupply
3/27/2020 13:13	0:01	SSA3	0.03376	0.74700	Oversupply
3/27/2020 13:13	0:01	SSA2	0.01330	0.33600	Oversupply
3/27/2020 13:14	0:01	SSA3	0.03274	0.47800	Oversupply
3/27/2020 13:14	0:01	SSA2	0.01010	0.25000	Oversupply
3/27/2020 13:15	0:01	SSA3	0.01929	0.04600	Oversupply
3/27/2020 13:15	0:01	SSA2	0.02460	0.03000	Oversupply
3/27/2020 13:15	0:01	SSA3	0.020	0.014	Oversupply
3/27/2020 13:16	0:02	BS250	Data is not available	Data is not available	Oversupply
3/27/2020 13:16	0:02	ESB	Data is not available	Data is not available	Oversupply
3/27/2020 13:16	0:01	SSA2	0.02460	0.00600	Oversupply
3/27/2020 13:16	0:01	SSA3	0.01929	0.00500	Oversupply
3/27/2020 13:16	0:02	SSA2	0.04921	-0.00200	Oversupply
3/27/2020 13:17	0:02	SSA3	0.038588889	0.044	Oversupply
3/27/2020 13:18	0:01	SSA2	0.024603549	-0.002	Oversupply
3/27/2020 13:18	0:01	SSA3	0.01929	0.19100	Oversupply
3/27/2020 13:19	0:01	SSA2	0.02460355	-0.002	Oversupply
3/27/2020 13:19	0:01	SSA3	0.01929	0.34100	Oversupply
3/27/2020 13:20	0:01	SSA3	0.01887	0.77200	Oversupply
3/27/2020 13:20	0:01	SSA2	0.02460	-0.00200	Oversupply
3/27/2020 13:21	0:01	SSA3	0.01971	1.04200	Oversupply
3/27/2020 13:21	0:01	SSA2	0.02460	0.01300	Oversupply
3/27/2020 13:21	0:01	SSA3	0.01887	1.90100	Oversupply
3/27/2020 13:22	0:01	SSA2	0.02460	0.22300	Oversupply
3/27/2020 13:27	0:01	SSA3	0.01971	3.26300	Oversupply
3/27/2020 13:27	0:01	SSA2	0.02460	2.48000	Oversupply
3/27/2020 13:29	0:01	SSA2	0.00952	2.33900	Oversupply



Maui Curtailment Report

Start Date and Time	Duration (minutes)	IPP Curtailed	Estimated Curtailed MWH	Peak MW Curtailed	Reasons for Curtailment
3/27/2020 13:30	0:01	SSA3	0.00807	2.81400	Oversupply
3/27/2020 13:40	0:01	SSA2	0.00179	2.47600	Oversupply
3/27/2020 13:41	0:01	SSA2	0.00179	2.12100	Oversupply
3/27/2020 13:41	0:01	SSA3	0.00773	2.64500	Oversupply
3/27/2020 13:41	0:01	SSA3	0.00807	2.29700	Oversupply
3/27/2020 13:42	0:01	SSA2	0.00179	1.21400	Oversupply
3/27/2020 13:42	0:01	SSA3	0.00790	2.70100	Oversupply
3/27/2020 13:42	0:01	SSA2	0.00179	1.62700	Oversupply
3/27/2020 13:43	0:01	SSA3	0.00790	1.79200	Oversupply
3/27/2020 13:43	0:01	SSA2	0.00179	0.09900	Oversupply
3/27/2020 13:44	0:01	SSA3	0.00890	1.64900	Oversupply
3/27/2020 13:44	0:01	SSA2	0.01235	0.82900	Oversupply
3/27/2020 13:45	0:01	SSA3	0.01987	1.88500	Oversupply
3/27/2020 13:45	0:01	SSA2	0.00917	0.19700	Oversupply
3/27/2020 13:45	0:01	SSA3	0.01903	2.54200	Oversupply
3/27/2020 13:46	0:01	SSA2	0.00954	0.45800	Oversupply
3/27/2020 13:46	0:01	SSA3	0.01902	1.18200	Oversupply
3/27/2020 13:47	0:01	SSA2	0.00954	0.64700	Oversupply
3/27/2020 13:47	0:01	SSA3	0.01987	0.77200	Oversupply
3/27/2020 13:48	0:01	SSA2	0.00954	0.63500	Oversupply
3/27/2020 13:48	0:01	SSA3	0.01903	1.93300	Oversupply
3/27/2020 13:48	0:01	SSA3	0.01987	1.22000	Oversupply
3/27/2020 13:48	0:01	SSA2	0.00954	0.20400	Oversupply
3/27/2020 13:49	0:01	SSA3	0.01987	0.14400	Oversupply
3/27/2020 13:49	0:01	SSA2	0.00954	0.72400	Oversupply
3/27/2020 13:50	0:01	SSA3	0.01945	1.19900	Oversupply
3/27/2020 13:50	0:01	SSA2	0.00954	0.56800	Oversupply
3/27/2020 13:51	0:01	SSA3	0.01945	0.41600	Oversupply
3/27/2020 13:51	0:01	SSA2	0.00954	0.35000	Oversupply
3/27/2020 13:51	0:01	SSA3	0.01945	0.20400	Oversupply
3/27/2020 13:52	0:01	SSA2	0.00954	0.10100	Oversupply
3/27/2020 13:52	0:01	SSA3	0.01987	0.67300	Oversupply
3/27/2020 13:53	0:01	SSA2	0.00954	0.72300	Oversupply
3/27/2020 13:53	0:01	SSA3	0.01987	0.59700	Oversupply
3/27/2020 13:54	0:01	SSA2	0.00954	0.42200	Oversupply
3/27/2020 13:54	0:01	SSA3	0.01987	0.31700	Oversupply
3/27/2020 13:55	0:01	SSA2	0.00954	0.85700	Oversupply
3/27/2020 13:55	0:01	SSA3	0.01945	1.44900	Oversupply
3/27/2020 13:55	0:01	SSA3	0.01945	2.91900	Oversupply
3/27/2020 13:55	0:01	SSA2	0.00954	0.76000	Oversupply
3/27/2020 13:56	0:01	SSA2	0.00954	1.52800	Oversupply
3/27/2020 13:57	0:01	SSA2	0.00954	1.64000	Oversupply
3/27/2020 13:58	0:01	SSA3	0.01945	2.09100	Oversupply
3/27/2020 13:58	0:01	SSA2	0.00954	1.27300	Oversupply
3/27/2020 13:59	0:01	SSA3	0.01945	2.01400	Oversupply
3/27/2020 13:59	0:01	SSA2	0.01075	0.70300	Oversupply
3/27/2020 13:59	0:01	SSA3	0.02839	1.31500	Oversupply
3/27/2020 14:00	0:01	SSA2	0.03454	0.67400	Oversupply
3/27/2020 14:00	0:01	SSA3	0.03064	0.67600	Oversupply
3/27/2020 14:01	0:01	SSA2	0.03522	0.23300	Oversupply
3/27/2020 14:01	0:06	SSA3	0.25112	0.24000	Oversupply
3/27/2020 14:01	0:06	SSA2	0.24651	0.04700	Oversupply
3/27/2020 14:02	0:06	BS250	Data is not available	Data is not available	Oversupply
3/27/2020 14:02	0:06	ESB	Data is not available	Data is not available	Oversupply
3/27/2020 14:03	0:04	AWE	0.031988176	21	Oversupply
3/27/2020 14:07	0:01	SSA3	0.03131	0.00000	Oversupply
3/27/2020 14:08	0:01	SSA2	0.03522	-0.00100	Oversupply
3/27/2020 14:08	0:01	SSA3	0.03064	0.14200	Oversupply
3/27/2020 14:08	0:01	SSA2	0.03522	0.19000	Oversupply
3/27/2020 14:09	0:01	SSA3	0.031	0.150	Oversupply
3/27/2020 14:09	0:01	SSA2	0.03522	0.42000	Oversupply
3/27/2020 14:09	0:01	SSA3	0.03064	0.29300	Oversupply
3/27/2020 14:10	0:01	SSA2	0.03522	0.58900	Oversupply
3/27/2020 14:10	0:01	SSA3	0.02997	0.83200	Oversupply
3/27/2020 14:11	0:01	SSA2	0.03522	1.67700	Oversupply
3/27/2020 14:11	0:01	SSA3	0.03131	0.51600	Oversupply
3/27/2020 14:12	0:01	SSA3	0.031307222	1.103	Oversupply
3/27/2020 14:12	0:01	SSA2	0.03522	0.14300	Oversupply
3/27/2020 14:13	0:01	SSA3	0.02997	1.25200	Oversupply
3/27/2020 14:13	0:01	SSA2	0.03522	1.02800	Oversupply
3/27/2020 14:13	0:01	SSA3	0.02997	2.15600	Oversupply
3/27/2020 14:14	0:01	SSA2	0.03522	2.02500	Oversupply
3/27/2020 14:14	0:01	SSA3	0.02213	2.26600	Oversupply
3/27/2020 14:14	0:01	SSA2	0.00440	2.11700	Oversupply
3/27/2020 14:15	0:01	SSA3	0.00643	2.27800	Oversupply



Maui Curtailment Report

Start Date and Time	Duration (minutes)	IPP Curtailed	Estimated Curtailed MWH	Peak MW Curtailed	Reasons for Curtailment
3/27/2020 14:15	0:01	SSA2	0.00251	2.51100	Oversupply
3/27/2020 14:16	0:01	SSA3	0.00643	2.52600	Oversupply
3/27/2020 14:16	0:01	SSA2	0.00251	2.27900	Oversupply
3/27/2020 14:18	0:01	SSA3	0.00671	2.62600	Oversupply
3/27/2020 14:18	0:01	SSA2	0.00251	2.75700	Oversupply
3/27/2020 14:19	0:01	SSA3	0.00699	2.47600	Oversupply
3/27/2020 14:30	0:01	SSA2	-0.00172	2.89000	Oversupply
3/27/2020 14:30	0:01	SSA3	0.00035	0.96500	Oversupply
3/27/2020 14:31	0:01	SSA2	-0.00172	2.07500	Oversupply
3/27/2020 14:31	0:01	SSA3	0.00035	0.98100	Oversupply
3/27/2020 14:32	0:01	SSA3	0.00033	0.97700	Oversupply
3/27/2020 14:33	0:01	SSA3	0.00035	0.96800	Oversupply
3/27/2020 14:33	0:01	SSA2	-0.00172	2.88700	Oversupply
3/27/2020 14:44	0:01	SSA2	0.00332	2.42500	Oversupply
3/27/2020 14:44	0:01	SSA3	0.00057	1.06000	Oversupply
3/27/2020 14:45	0:01	SSA2	0.03216	2.80200	Oversupply
3/27/2020 14:45	0:01	SSA3	0.02226	1.12200	Oversupply
3/27/2020 14:46	0:01	SSA2	0.03279	0.57900	Oversupply
3/27/2020 14:46	0:01	SSA3	0.02179	0.77300	Oversupply
3/27/2020 14:46	0:01	SSA2	0.03279	0.23900	Oversupply
3/27/2020 14:47	0:01	SSA3	0.02368	0.75300	Oversupply
3/27/2020 14:47	0:01	SSA2	0.03279	1.71100	Oversupply
3/27/2020 14:47	0:01	SSA3	0.02179	0.28800	Oversupply
3/27/2020 14:48	0:01	SSA2	0.03279	0.04300	Oversupply
3/27/2020 14:48	0:05	SSA3	0.13167	0.03400	Oversupply
3/27/2020 14:49	0:05	BS250	Data is not available	Data is not available	Oversupply
3/27/2020 14:49	0:05	ESB	Data is not available	Data is not available	Oversupply
3/27/2020 14:49	0:04	SSA2	0.16394	-0.00100	Oversupply
3/27/2020 14:50	0:02	KWPll	0.00642	0.48201	Oversupply
3/27/2020 14:51	0:03	AWE	0.04042	21.00000	Oversupply
3/27/2020 14:53	0:01	SSA3	0.02226	0.00000	Oversupply
3/27/2020 14:53	0:01	SSA2	0.03279	-0.00200	Oversupply
3/27/2020 14:54	0:01	SSA3	0.02131	0.44500	Oversupply
3/27/2020 14:54	0:01	SSA2	0.03279	0.08100	Oversupply
3/27/2020 14:54	0:01	SSA3	0.02226	1.12100	Oversupply
3/27/2020 14:55	0:01	SSA2	0.03279	0.28800	Oversupply
3/27/2020 14:55	0:01	SSA3	0.02179	1.51700	Oversupply
3/27/2020 14:56	0:01	SSA3	0.022	1.770	Oversupply
3/27/2020 14:56	0:01	SSA2	0.03279	0.54900	Oversupply
3/27/2020 14:59	0:01	SSA2	0.03315	2.13000	Oversupply
3/27/2020 15:00	0:01	SSA3	0.03117777	1.247	Oversupply
3/27/2020 15:00	0:01	SSA2	0.03255	2.33700	Oversupply
3/27/2020 15:01	0:01	SSA3	0.03051	1.09600	Oversupply
3/27/2020 15:01	0:06	SSA2	0.23235	0.73300	Oversupply
3/27/2020 15:01	0:06	SSA3	0.22023	0.03000	Oversupply
3/27/2020 15:02	0:06	BS250	Data is not available	Data is not available	Oversupply
3/27/2020 15:02	0:06	ESB	Data is not available	Data is not available	Oversupply
3/27/2020 15:02	0:06	KWPll	0.02568	0.37423	Oversupply
3/27/2020 15:03	0:05	AWE	0.11376	21.00000	Oversupply
3/27/2020 15:07	0:01	SSA3	0.03118	0.00700	Oversupply
3/27/2020 15:07	0:01	SSA2	0.03319	-0.00200	Oversupply
3/27/2020 15:08	0:01	SSA3	0.02985	0.10200	Oversupply
3/27/2020 15:08	0:01	SSA2	0.03319	0.14200	Oversupply
3/27/2020 15:08	0:01	SSA3	0.03118	0.55200	Oversupply
3/27/2020 15:09	0:01	SSA2	0.03319	0.50500	Oversupply
3/27/2020 15:09	0:01	SSA3	0.03118	0.67400	Oversupply
3/27/2020 15:10	0:01	SSA2	0.03319	0.84900	Oversupply
3/27/2020 15:10	0:01	SSA3	0.030	0.922	Oversupply
3/27/2020 15:11	0:01	SSA2	0.03319	0.97000	Oversupply
3/27/2020 15:11	0:01	SSA3	0.030514413	0.851	Oversupply
3/27/2020 15:11	0:01	SSA3	0.03118	0.63100	Oversupply
3/27/2020 15:12	0:01	SSA2	0.033	0.894	Oversupply
3/27/2020 15:12	0:01	SSA3	0.03118	0.55600	Oversupply
3/27/2020 15:12	0:01	SSA2	0.03319	0.86800	Oversupply
3/27/2020 15:13	0:01	SSA3	0.03051	1.23100	Oversupply
3/27/2020 15:13	0:01	SSA2	0.033193334	0.912	Oversupply
3/27/2020 15:14	0:01	SSA3	0.02872	0.39800	Oversupply
3/27/2020 15:14	0:01	SSA2	0.018926666	1.225	Oversupply
3/27/2020 15:15	0:01	SSA3	0.00746	1.31800	Oversupply
3/27/2020 15:15	0:01	SSA2	0.00710842	1.527	Oversupply
3/27/2020 15:15	0:01	SSA3	0.00671	1.53500	Oversupply
3/27/2020 15:16	0:01	SSA2	0.007	1.732	Oversupply
3/27/2020 15:16	0:01	SSA3	0.008	1.748	Oversupply
3/27/2020 15:17	0:01	SSA2	0.007247801	2.073	Oversupply
3/27/2020 15:18	0:01	SSA2	0.007	2.785	Oversupply



Maui Curtailment Report

Start Date and Time	Duration (minutes)	IPP Curtailed	Estimated Curtailed MWH	Peak MW Curtailed	Reasons for Curtailment
3/27/2020 15:18	0:01	SSA3	0.00701	2.38700	Oversupply
3/27/2020 15:18	0:01	SSA2	0.007247801	2.084	Oversupply
3/27/2020 15:19	0:01	SSA3	0.00671	2.38900	Oversupply
3/27/2020 15:19	0:01	SSA2	0.007247801	2.34	Oversupply
3/27/2020 15:19	0:01	SSA3	0.006863364	2.273	Oversupply
3/27/2020 15:20	0:01	SSA3	0.007012568	1.843	Oversupply
3/27/2020 15:20	0:01	SSA2	0.00725	2.47700	Oversupply
3/27/2020 15:21	0:01	SSA3	0.006863364	1.669	Oversupply
3/27/2020 15:21	0:01	SSA2	0.00725	1.88900	Oversupply
3/27/2020 15:22	0:01	SSA3	0.007012567	1.826	Oversupply
3/27/2020 15:22	0:01	SSA2	0.00725	1.35300	Oversupply
3/27/2020 15:22	0:01	SSA3	0.00686	2.61800	Oversupply
3/27/2020 15:23	0:01	SSA2	0.00725	2.08700	Oversupply
3/27/2020 15:23	0:01	SSA3	0.00686	2.64100	Oversupply
3/27/2020 15:24	0:01	SSA2	0.00725	2.15100	Oversupply
3/27/2020 16:10	0:01	KWPll	0.00070	0.04191	Oversupply
3/27/2020 17:08	0:01	SSA2	0.00596	1.58800	Oversupply
3/27/2020 17:08	0:01	SSA3	0.006	1.103	Oversupply
3/27/2020 17:09	0:01	SSA2	0.00608	1.00200	Oversupply
3/27/2020 17:09	0:01	SSA3	0.00551	0.08900	Oversupply
3/27/2020 17:10	0:01	SSA3	0.00539	0.32700	Oversupply
3/27/2020 17:10	0:01	SSA2	0.00608	0.23900	Oversupply
3/27/2020 17:11	0:01	SSA3	0.005631323	0.02	Oversupply
3/27/2020 17:11	0:03	SSA2	0.01824	0.02300	Oversupply
3/27/2020 17:12	0:02	BS250	Data is not available	Data is not available	Oversupply
3/27/2020 17:12	0:02	ESB	Data is not available	Data is not available	Oversupply
3/27/2020 17:12	0:03	KWPll	0.02573	14.95336	Oversupply
3/27/2020 17:12	0:02	SSA3	0.016294892	0.022	Oversupply
3/27/2020 17:14	0:01	SSA2	0.00585	-0.00200	Oversupply
3/27/2020 17:14	0:01	SSA3	0.00669799	0.007	Oversupply
3/27/2020 17:14	0:01	SSA2	0.01998	-0.00200	Oversupply
3/27/2020 17:15	0:01	SSA3	0.010256517	0.206	Oversupply
3/27/2020 17:15	0:12	SSA2	0.24559	-0.00200	Oversupply
3/27/2020 17:15	0:01	SSA3	0.010	0.075	Oversupply
3/27/2020 17:16	0:13	BS250	Data is not available	Data is not available	Oversupply
3/27/2020 17:16	0:13	ESB	Data is not available	Data is not available	Oversupply
3/27/2020 17:16	0:12	SSA3	0.152756632	0.007	Oversupply
3/27/2020 17:17	0:11	KWPll	0.24616	17.27061	Oversupply
3/27/2020 17:27	0:01	SSA2	0.017614888	0.023	Oversupply
3/27/2020 17:28	0:01	SSA3	0.010911188	0.037	Oversupply
3/27/2020 17:28	0:01	SSA2	0.01761	0.39300	Oversupply
3/27/2020 17:29	0:01	SSA3	0.010	0.064	Oversupply
3/27/2020 17:29	0:01	SSA2	0.01397	0.03700	Oversupply
3/27/2020 17:29	0:01	SSA3	0.00434496	0.008	Oversupply
3/27/2020 17:30	0:01	BS250	Data is not available	Data is not available	Oversupply
3/27/2020 17:30	0:01	ESB	Data is not available	Data is not available	Oversupply
3/27/2020 17:30	0:01	KWPll	0.01420	17.81550	Oversupply
3/27/2020 17:30	0:01	SSA2	0.00588	0.00600	Oversupply
3/27/2020 17:30	0:01	SSA3	0.002	0.151	Oversupply
3/27/2020 17:31	0:01	SSA3	0.002473693	0.617	Oversupply
3/27/2020 17:32	0:01	SSA2	0.00588	-0.00200	Oversupply
3/27/2020 17:32	0:01	SSA3	0.002	0.423	Oversupply
3/27/2020 17:33	0:01	SSA2	0.00588	-0.00200	Oversupply
3/27/2020 17:33	0:01	SSA3	0.002473693	0.495	Oversupply
3/28/2020 7:47	0:01	SSA3	0.00959625	0.801	Oversupply
3/28/2020 7:47	0:01	SSA2	0.00851	0.38600	Oversupply
3/28/2020 7:47	0:14	SSA3	0.179	0.102	Oversupply
3/28/2020 7:48	0:13	BS250	Data is not available	Data is not available	Oversupply
3/28/2020 7:48	0:13	ESB	Data is not available	Data is not available	Oversupply
3/28/2020 7:48	0:13	SSA2	0.13014	0.00900	Oversupply
3/28/2020 7:49	0:13	KWPll	0.79309	6.08952	Oversupply
3/28/2020 7:54	0:04	AWE	0.05615	21.00000	Oversupply
3/28/2020 8:01	0:01	SSA2	0.01111	0.00000	Oversupply
3/28/2020 8:01	0:01	SSA3	0.01294493	0.413	Oversupply
3/28/2020 8:02	0:01	SSA2	0.01111	0.16400	Oversupply
3/28/2020 8:02	0:01	SSA3	0.012	0.047	Oversupply
3/28/2020 8:02	0:08	SSA2	0.09955	0.10500	Oversupply
3/28/2020 8:03	0:06	BS250	Data is not available	Data is not available	Oversupply
3/28/2020 8:03	0:06	ESB	Data is not available	Data is not available	Oversupply
3/28/2020 8:03	0:06	SSA3	0.091165357	0.034	Oversupply
3/28/2020 8:04	0:07	KWPll	0.15258	1.96597	Oversupply
3/28/2020 8:06	0:03	AWE	0.06771	21.00000	Oversupply
3/28/2020 8:08	0:01	SSA3	0.012	0.002	Oversupply
3/28/2020 8:09	0:01	SSA3	0.01294493	0.13	Oversupply
3/28/2020 8:10	0:02	BS250	Data is not available	Data is not available	Oversupply



Maui Curtailment Report

Start Date and Time	Duration (minutes)	IPP Curtailed	Estimated Curtailed MWH	Peak MW Curtailed	Reasons for Curtailment
3/28/2020 8:10	0:02	ESB	Data is not available	Data is not available	Oversupply
3/28/2020 8:10	0:01	AWE	0.00107	20.50000	Oversupply
3/28/2020 8:10	0:01	SSA3	0.013	0.004	Oversupply
3/28/2020 8:10	0:01	SSA2	0.01111	0.00300	Oversupply
3/28/2020 8:11	0:01	SSA3	0.012669506	0.006	Oversupply
3/28/2020 8:11	0:02	SSA2	0.02222	0.02700	Oversupply
3/28/2020 8:11	0:01	SSA3	0.012	0.038	Oversupply
3/28/2020 8:12	0:01	KWP/II	0.00285	1.03688	Oversupply
3/28/2020 8:12	0:01	SSA3	0.012669506	0.59	Oversupply
3/28/2020 8:13	0:01	SSA2	0.01111	0.17900	Oversupply
3/28/2020 8:13	0:01	SSA3	0.013	0.174	Oversupply
3/28/2020 8:14	0:01	SSA2	0.01111	0.47900	Oversupply
3/28/2020 8:14	0:01	SSA3	0.01294493	0.718	Oversupply
3/28/2020 8:30	0:01	SSA2	0.00804	1.31800	Oversupply
3/28/2020 8:31	0:01	SSA3	0.013	1.483	Oversupply
3/28/2020 8:33	0:01	SSA3	0.013407667	1.521	Oversupply
3/28/2020 8:33	0:01	SSA2	0.00804	1.27200	Oversupply
3/28/2020 8:34	0:01	SSA3	0.013978206	0.075	Oversupply
3/28/2020 8:34	0:01	SSA2	0.00804	0.65200	Oversupply
3/28/2020 8:35	0:01	SSA3	0.01341	0.60500	Oversupply
3/28/2020 8:35	0:01	SSA2	0.00804	0.13600	Oversupply
3/28/2020 8:35	0:01	SSA3	0.01312	0.83100	Oversupply
3/28/2020 8:36	7:52	SSA2	18.53602	0.24500	Oversupply
3/28/2020 8:36	7:52	SSA3	19.045	0.126	Oversupply
3/28/2020 8:37	7:52	BS250	Data is not available	Data is not available	Oversupply
3/28/2020 8:37	7:52	ESB	Data is not available	Data is not available	Oversupply
3/28/2020 8:37	7:52	KWP/II	85.34008	19.20365	Oversupply
3/28/2020 8:48	6:35	AWE	77.83094	21.00000	Oversupply
3/28/2020 10:02	0:02	5A	Data not available	Data not available	Oversupply
3/28/2020 10:02	0:02	BS	Data not available	Data not available	Oversupply
3/28/2020 12:08	0:01	5A	Data not available	Data not available	Oversupply
3/28/2020 12:08	0:01	BS	Data not available	Data not available	Oversupply
3/28/2020 12:11	0:01	5A	Data not available	Data not available	Oversupply
3/28/2020 12:11	0:01	BS	Data not available	Data not available	Oversupply
3/28/2020 12:17	0:08	5A	Data not available	Data not available	Oversupply
3/28/2020 12:17	0:08	BS	Data not available	Data not available	Oversupply
3/28/2020 12:17	0:01	KWP	0.00264	11.68352	Oversupply
3/28/2020 12:25	0:01	KWP	0.00088	8.99341	Oversupply
3/28/2020 12:26	0:01	5A	Data not available	Data not available	Oversupply
3/28/2020 12:26	0:01	BS	Data not available	Data not available	Oversupply
3/28/2020 12:33	0:02	5A	Data not available	Data not available	Oversupply
3/28/2020 12:33	0:02	BS	Data not available	Data not available	Oversupply
3/28/2020 12:50	0:01	5A	Data not available	Data not available	Oversupply
3/28/2020 12:50	0:01	BS	Data not available	Data not available	Oversupply
3/28/2020 12:52	0:03	5A	Data not available	Data not available	Oversupply
3/28/2020 12:52	0:03	BS	Data not available	Data not available	Oversupply
3/28/2020 12:55	0:01	KWP	0.00176	11.73626	Oversupply
3/28/2020 12:56	0:11	5A	Data not available	Data not available	Oversupply
3/28/2020 12:56	0:11	BS	Data not available	Data not available	Oversupply
3/28/2020 13:04	0:01	KWP	0.00176	11.36703	Oversupply
3/28/2020 13:08	0:01	5A	Data not available	Data not available	Oversupply
3/28/2020 13:08	0:01	BS	Data not available	Data not available	Oversupply
3/28/2020 13:10	0:01	5A	Data not available	Data not available	Oversupply
3/28/2020 13:10	0:01	BS	Data not available	Data not available	Oversupply
3/28/2020 13:12	0:04	5A	Data not available	Data not available	Oversupply
3/28/2020 13:12	0:04	BS	Data not available	Data not available	Oversupply
3/28/2020 13:17	0:03	5A	Data not available	Data not available	Oversupply
3/28/2020 13:17	0:03	BS	Data not available	Data not available	Oversupply
3/28/2020 13:22	0:02	5A	Data not available	Data not available	Oversupply
3/28/2020 13:22	0:02	BS	Data not available	Data not available	Oversupply
3/28/2020 13:22	0:01	KWP	0.00032	14.32088	Oversupply
3/28/2020 13:53	0:01	5A	Data not available	Data not available	Oversupply
3/28/2020 13:53	0:01	BS	Data not available	Data not available	Oversupply
3/28/2020 13:55	0:03	5A	Data not available	Data not available	Oversupply
3/28/2020 13:55	0:03	BS	Data not available	Data not available	Oversupply
3/28/2020 14:12	0:02	5A	Data not available	Data not available	Oversupply
3/28/2020 14:12	0:02	BS	Data not available	Data not available	Oversupply
3/28/2020 14:16	0:01	5A	Data not available	Data not available	Oversupply
3/28/2020 14:16	0:01	BS	Data not available	Data not available	Oversupply
3/28/2020 15:25	0:29	AWE	1.31917	21.00000	Oversupply
3/28/2020 16:03	0:03	AWE	0.02255	21.00000	Oversupply
3/28/2020 16:28	0:01	SSA3	0.014914157	0.239	Oversupply
3/28/2020 16:28	0:01	SSA2	0.02303	0.09500	Oversupply
3/28/2020 16:29	0:01	SSA3	0.01285	0.39900	Oversupply
3/28/2020 16:29	0:01	SSA2	0.01378	0.25100	Oversupply



Maui Curtailment Report

Start Date and Time	Duration (minutes)	IPP Curtailed	Estimated Curtailed MWH	Peak MW Curtailed	Reasons for Curtailment
3/28/2020 21:40	0:23	KWP	1.50977	18.86435	Oversupply
3/29/2020 7:14	0:01	SSA2	0.00187	0.27300	Oversupply
3/29/2020 7:14	0:01	SSA3	0.00213	0.35300	Oversupply
3/29/2020 7:15	2:45	BS250	Data is not available	Data is not available	Oversupply
3/29/2020 7:15	2:45	ESB	Data is not available	Data is not available	Oversupply
3/29/2020 7:15	2:44	SSA2	3.27628	0.03400	Oversupply
3/29/2020 7:15	2:44	SSA3	4.14793	0.00500	Oversupply
3/29/2020 7:16	2:44	KWP	29.85216	18.47016	Oversupply
3/29/2020 7:25	0:05	AWE	0.06567	18.60000	Oversupply
3/29/2020 7:32	0:04	AWE	0.02948	16.40000	Oversupply
3/29/2020 7:40	2:15	AWE	21.89442	21.00000	Oversupply
3/29/2020 10:01	0:01	SSA2	0.00432	0.58500	Oversupply
3/29/2020 10:01	0:01	SSA3	0.01646	0.11600	Oversupply
3/29/2020 10:02	0:01	SSA3	0.01611	0.12700	Oversupply
3/29/2020 10:02	0:01	SSA2	0.00432	0.36400	Oversupply
3/29/2020 10:03	0:01	ESB	Data is not available	Data is not available	Oversupply
3/29/2020 10:03	0:01	SSA3	0.01611	0.15300	Oversupply
3/29/2020 10:03	0:01	SSA2	0.00432	0.07900	Oversupply
3/29/2020 10:04	0:01	SSA3	0.01611	0.13600	Oversupply
3/29/2020 10:04	0:01	SSA2	0.00432	0.41800	Oversupply
3/29/2020 10:04	0:01	SSA3	0.01611	0.52200	Oversupply
3/29/2020 10:05	0:01	SSA2	0.00432	0.06100	Oversupply
3/29/2020 10:05	0:01	SSA3	0.01646	0.69700	Oversupply
3/29/2020 10:06	0:01	SSA2	0.00415	0.36700	Oversupply
3/29/2020 10:06	0:01	SSA3	0.01646	0.69400	Oversupply
3/29/2020 10:06	0:01	SSA2	0.00432	0.30500	Oversupply
3/29/2020 10:07	0:01	SSA3	0.01576	1.12600	Oversupply
3/29/2020 10:07	0:01	SSA2	0.00432	0.41100	Oversupply
3/29/2020 10:07	0:01	SSA3	0.01611	1.93200	Oversupply
3/29/2020 10:15	0:01	SSA2	0.01068	0.64800	Oversupply
3/29/2020 10:15	0:01	SSA3	0.02988	1.84400	Oversupply
3/29/2020 10:16	0:01	SSA3	0.02925	1.85100	Oversupply
3/29/2020 10:16	0:01	SSA2	0.01068	0.66900	Oversupply
3/29/2020 10:17	0:01	SSA3	0.02988	1.86000	Oversupply
3/29/2020 10:17	0:01	SSA2	0.01068	0.43900	Oversupply
3/29/2020 10:17	0:01	SSA3	0.02988	0.93000	Oversupply
3/29/2020 10:18	0:01	SSA2	0.01068	0.21000	Oversupply
3/29/2020 10:18	0:01	SSA3	0.02925	0.01100	Oversupply
3/29/2020 10:19	0:01	SSA2	0.01068	0.23300	Oversupply
3/29/2020 10:19	0:01	SSA3	0.02925	0.37600	Oversupply
3/29/2020 10:19	0:01	SSA2	0.01068	0.39400	Oversupply
3/29/2020 10:20	0:01	SSA3	0.02925	0.93400	Oversupply
3/29/2020 10:20	0:01	SSA2	0.01068	0.23600	Oversupply
3/29/2020 10:21	0:01	SSA3	0.02861	0.95900	Oversupply
3/29/2020 10:21	0:01	SSA2	0.01068	0.11200	Oversupply
3/29/2020 10:21	0:01	SSA3	0.02988	0.06400	Oversupply
3/29/2020 10:22	0:01	SSA2	0.01068	0.06400	Oversupply
3/29/2020 10:22	0:01	SSA3	0.02925	0.26300	Oversupply
3/29/2020 10:23	5:07	BS250	Data is not available	Data is not available	Oversupply
3/29/2020 10:23	5:07	ESB	Data is not available	Data is not available	Oversupply
3/29/2020 10:23	5:07	SSA3	12.76847	0.03100	Oversupply
3/29/2020 10:23	5:07	SSA2	11.09676	0.00800	Oversupply
3/29/2020 10:24	5:07	KWP	77.63386	18.96814	Oversupply
3/29/2020 10:48	4:09	AWE	46.44934	21.00000	Oversupply
3/29/2020 11:50	0:02	5A	Data not available	Data not available	Oversupply
3/29/2020 11:50	0:02	BS	Data not available	Data not available	Oversupply
3/29/2020 11:54	0:03	5A	Data not available	Data not available	Oversupply
3/29/2020 11:54	0:03	BS	Data not available	Data not available	Oversupply
3/29/2020 11:54	0:01	KWP	0.00088	18.43517	Oversupply
3/29/2020 11:58	0:03	5A	Data not available	Data not available	Oversupply
3/29/2020 11:58	0:03	BS	Data not available	Data not available	Oversupply
3/29/2020 11:58	0:02	KWP	0.00440	18.90989	Oversupply
3/29/2020 12:01	0:01	KWP	0.00088	16.90549	Oversupply
3/29/2020 12:02	0:01	5A	Data not available	Data not available	Oversupply
3/29/2020 12:02	0:01	BS	Data not available	Data not available	Oversupply
3/29/2020 12:04	0:07	5A	Data not available	Data not available	Oversupply
3/29/2020 12:04	0:07	BS	Data not available	Data not available	Oversupply
3/29/2020 12:12	0:02	5A	Data not available	Data not available	Oversupply
3/29/2020 12:12	0:02	BS	Data not available	Data not available	Oversupply
3/29/2020 12:13	0:01	KWP	0.00352	21.54725	Oversupply
3/29/2020 12:15	0:01	5A	Data not available	Data not available	Oversupply
3/29/2020 12:15	0:01	BS	Data not available	Data not available	Oversupply
3/29/2020 12:22	0:02	5A	Data not available	Data not available	Oversupply
3/29/2020 12:22	0:02	BS	Data not available	Data not available	Oversupply
3/29/2020 12:27	0:03	5A	Data not available	Data not available	Oversupply



Maui Curtailment Report

Start Date and Time	Duration (minutes)	IPP Curtailed	Estimated Curtailed MWH	Peak MW Curtailed	Reasons for Curtailment
3/29/2020 12:27	0:03	BS	Data not available	Data not available	Oversupply
3/29/2020 12:29	0:01	KWP	0.00352	22.23297	Oversupply
3/29/2020 12:59	0:01	5A	Data not available	Data not available	Oversupply
3/29/2020 12:59	0:01	BS	Data not available	Data not available	Oversupply
3/29/2020 14:58	0:24	AWE	3.09757	21.00000	Oversupply
3/29/2020 15:25	0:02	AWE	0.10201	21.00000	Oversupply
3/29/2020 15:30	0:01	SSA3	0.02489	-0.00100	Oversupply
3/29/2020 15:30	0:01	SSA2	0.02990	0.05100	Oversupply
3/29/2020 15:30	0:01	SSA3	0.02544	0.08900	Oversupply
3/29/2020 15:31	0:23	SSA2	0.76068	0.13200	Oversupply
3/29/2020 15:31	0:23	SSA3	0.71882	0.07000	Oversupply
3/29/2020 15:32	0:25	BS250	Data is not available	Data is not available	Oversupply
3/29/2020 15:32	0:25	ESB	Data is not available	Data is not available	Oversupply
3/29/2020 15:32	0:23	KWP	3.36259	17.15285	Oversupply
3/29/2020 15:54	0:01	SSA2	0.02578	0.01700	Oversupply
3/29/2020 15:54	0:02	SSA3	0.04245	0.11500	Oversupply
3/29/2020 15:55	0:01	SSA2	0.02578	0.09600	Oversupply
3/29/2020 15:56	0:01	KWP	0.02490	11.24496	Oversupply
3/29/2020 15:56	0:01	SSA2	0.02578	0.00400	Oversupply
3/29/2020 15:56	0:01	SSA3	0.02076	0.04300	Oversupply
3/29/2020 15:57	0:01	SSA2	0.02578	0.67600	Oversupply
3/29/2020 15:57	0:01	SSA3	0.02122	0.61600	Oversupply
3/29/2020 16:52	0:01	SSA3	0.00250	1.69400	Oversupply
3/29/2020 16:53	0:01	SSA2	0.00314	0.38500	Oversupply
3/29/2020 16:53	0:01	SSA3	0.00245	1.64200	Oversupply
3/29/2020 16:54	0:01	SSA2	0.00314	0.30500	Oversupply
3/29/2020 16:54	0:01	SSA3	0.003	0.075	Oversupply
3/29/2020 16:55	0:01	SSA3	0.00245	0.60400	Oversupply
3/29/2020 16:55	0:01	SSA2	0.00314	0.56600	Oversupply
3/29/2020 16:55	0:01	SSA3	0.00245	0.58200	Oversupply
3/29/2020 16:56	0:01	SSA2	0.00314	0.48200	Oversupply
3/29/2020 16:56	0:01	SSA3	0.00250	1.05500	Oversupply
3/29/2020 16:56	0:01	SSA2	0.00314	1.01200	Oversupply
3/29/2020 16:59	0:01	SSA2	0.00626	1.19300	Oversupply
3/29/2020 17:00	0:01	SSA2	0.01970	0.07000	Oversupply
3/29/2020 17:00	0:01	SSA3	0.014814881	0.455	Oversupply
3/29/2020 17:01	0:14	BS250	Data is not available	Data is not available	Oversupply
3/29/2020 17:01	0:14	ESB	Data is not available	Data is not available	Oversupply
3/29/2020 17:01	0:11	SSA2	0.25605	0.08400	Oversupply
3/29/2020 17:01	0:12	SSA3	0.22480	0.04500	Oversupply
3/29/2020 17:02	0:11	KWP	0.64441	19.08789	Oversupply
3/29/2020 17:12	0:01	SSA2	0.01970	0.06000	Oversupply
3/29/2020 17:12	0:01	SSA3	0.01481	0.38500	Oversupply
3/29/2020 17:13	0:02	SSA2	0.03749	0.00400	Oversupply
3/29/2020 17:13	0:02	SSA3	0.02793	0.04100	Oversupply
3/29/2020 17:14	0:01	KWP	0.01152	19.17671	Oversupply
3/29/2020 17:15	0:01	SSA2	0.00255	0.07900	Oversupply
3/29/2020 17:15	0:01	SSA3	0.00254	0.23500	Oversupply
3/29/2020 21:19	0:01	KWP	0.00165	17.55004	Oversupply
3/29/2020 21:37	0:05	KWP	0.05363	19.14577	Oversupply
3/29/2020 21:43	0:07	KWP	0.21075	19.19767	Oversupply
3/29/2020 21:55	0:02	KWP	0.02663	18.93720	Oversupply
3/29/2020 21:58	0:02	KWP	0.00436	18.35140	Oversupply
3/29/2020 22:58	0:01	KWP	0.01298	13.18898	Oversupply
3/29/2020 23:08	0:03	KWP	0.08271	12.60717	Oversupply
3/29/2020 23:12	0:02	KWP	0.03100	13.45144	Oversupply
3/29/2020 23:27	0:07	KWP	0.31156	9.95460	Oversupply
3/29/2020 23:39	2:13	KWP	22.06107	19.10885	Oversupply
3/30/2020 0:45	0:13	AWE	0.20386	17.80000	Oversupply
3/30/2020 1:06	0:01	AWE	0.00484	18.00000	Oversupply
3/30/2020 2:14	0:33	KWP	4.94737	18.75857	Oversupply
3/30/2020 2:54	0:25	KWP	1.63902	18.44221	Oversupply
3/30/2020 3:20	1:14	KWP	8.80269	19.08789	Oversupply
3/30/2020 4:44	0:11	KWP	0.35434	18.91325	Oversupply
3/30/2020 5:48	0:02	KWP	0.04195	16.76166	Oversupply
3/30/2020 5:51	0:04	KWP	0.03741	17.30754	Oversupply
3/30/2020 5:58	0:21	KWP	1.10471	17.47320	Oversupply
3/30/2020 6:22	0:28	BS250	Data is not available	Data is not available	Oversupply
3/30/2020 6:22	0:28	ESB	Data is not available	Data is not available	Oversupply
3/30/2020 6:22	0:28	KWP	1.68781	17.50214	Oversupply
3/30/2020 6:28	0:30	SSA3	0.04382	0.02900	Oversupply
3/30/2020 6:32	0:15	SSA2	0.01866	-0.00100	Oversupply
3/30/2020 6:49	0:01	SSA2	0.002	-0.002	Oversupply
3/30/2020 6:50	0:04	SSA2	0.01033	0.00200	Oversupply
3/30/2020 6:51	0:08	BS250	Data is not available	Data is not available	Oversupply



Maui Curtailment Report

Start Date and Time	Duration (minutes)	IPP Curtailed	Estimated Curtailed MWH	Peak MW Curtailed	Reasons for Curtailment
3/30/2020 6:51	0:08	ESB	Data is not available	Data is not available	Oversupply
3/30/2020 6:51	0:08	KWPll	0.060	17.617	Oversupply
3/30/2020 6:56	0:03	SSA2	0.00617	0.00500	Oversupply
3/30/2020 6:59	0:01	SSA3	0.00181	0.19600	Oversupply
3/30/2020 7:00	0:36	BS250	Data is not available	Data is not available	Oversupply
3/30/2020 7:00	0:36	ESB	Data is not available	Data is not available	Oversupply
3/30/2020 7:00	0:36	SSA3	0.23228	0.19400	Oversupply
3/30/2020 7:00	0:36	SSA2	0.13871	0.20500	Oversupply
3/30/2020 7:01	1:30	KWPll	16.20105	19.20365	Oversupply
3/30/2020 7:36	0:01	SSA3	0.00774	0.05500	Oversupply
3/30/2020 7:36	0:01	SSA2	0.00386	0.11400	Oversupply
3/30/2020 7:37	0:54	BS250	Data is not available	Data is not available	Oversupply
3/30/2020 7:37	0:54	ESB	Data is not available	Data is not available	Oversupply
3/30/2020 7:37	0:53	SSA3	0.86416	0.03900	Oversupply
3/30/2020 7:37	0:54	SSA2	0.65977	0.00000	Oversupply
3/30/2020 7:59	0:05	AWE	0.11164	21.00000	Oversupply
3/30/2020 8:12	0:13	AWE	0.40847	21.00000	Oversupply
3/30/2020 8:30	0:01	SSA3	0.01971	0.00400	Oversupply
3/30/2020 8:30	0:01	SSA2	0.016659963	0.347	Oversupply
3/30/2020 8:31	0:01	SSA3	0.02014	0.05800	Oversupply
3/30/2020 8:31	0:55	SSA2	1.28966	0.03600	Oversupply
3/30/2020 8:31	0:55	SSA3	1.68149	0.17200	Oversupply
3/30/2020 8:32	0:55	BS250	Data is not available	Data is not available	Oversupply
3/30/2020 8:32	0:55	ESB	Data is not available	Data is not available	Oversupply
3/30/2020 8:32	0:55	KWPll	16.26269	19.10286	Oversupply
3/30/2020 8:38	0:45	AWE	3.29464	21.00000	Oversupply
3/30/2020 9:27	0:01	SSA2	0.01892	0.16900	Oversupply
3/30/2020 9:27	0:01	SSA3	0.02644	0.09600	Oversupply
3/30/2020 9:27	0:01	SSA3	0.02644	0.06900	Oversupply
3/30/2020 9:28	0:01	SSA2	0.01892	0.11100	Oversupply
3/30/2020 9:28	4:15	SSA3	11.15107	0.11300	Oversupply
3/30/2020 9:28	3:24	SSA2	7.19637	0.04400	Oversupply
3/30/2020 9:29	3:24	BS250	Data is not available	Data is not available	Oversupply
3/30/2020 9:29	3:24	ESB	Data is not available	Data is not available	Oversupply
3/30/2020 9:29	2:19	KWPll	37.66341951	18.13783646	Oversupply
3/30/2020 9:33	2:15	AWE	21.04235	21.00000	Oversupply
3/30/2020 11:49	0:30	AWE	3.38469	20.00000	Oversupply
3/30/2020 11:49	1:55	KWPll	30.38534	18.67374	Oversupply
3/30/2020 12:20	0:30	AWE	2.67040	20.00000	Oversupply
3/30/2020 12:53	0:01	SSA2	0.03744	0.00600	Oversupply
3/30/2020 12:53	0:50	SSA2	2.24797	0.23200	Oversupply
3/30/2020 12:54	0:50	BS250	Data is not available	Data is not available	Oversupply
3/30/2020 12:54	0:50	ESB	Data is not available	Data is not available	Oversupply
3/30/2020 12:55	0:02	AWE	0.01164	20.20000	Oversupply
3/30/2020 13:03	0:12	AWE	0.36710	19.70000	Oversupply
3/30/2020 13:16	0:02	AWE	0.01764	20.70000	Oversupply
3/30/2020 13:20	0:01	AWE	0.00474	19.70000	Oversupply
3/30/2020 13:22	0:06	AWE	0.15137	20.40000	Oversupply
3/30/2020 13:31	0:09	AWE	0.36392	19.70000	Oversupply
3/30/2020 13:43	0:01	SSA3	0.02953	0.00000	Oversupply
3/30/2020 13:44	0:01	SSA2	0.03554	0.17700	Oversupply
3/30/2020 13:44	0:01	SSA3	0.03004	0.11000	Oversupply
3/30/2020 13:45	0:07	SSA2	0.23319	0.95900	Oversupply
3/30/2020 13:45	0:08	SSA3	0.14227	0.40000	Oversupply
3/30/2020 13:46	0:07	BS250	Data is not available	Data is not available	Oversupply
3/30/2020 13:46	0:07	ESB	Data is not available	Data is not available	Oversupply
3/30/2020 13:47	0:06	KWPll	0.51298	16.01419	Oversupply
3/30/2020 13:52	0:01	SSA2	0.02922	-0.00300	Oversupply
3/30/2020 13:53	0:01	SSA3	0.014	0.234	Oversupply
3/30/2020 13:53	0:01	SSA2	0.02922	0.11200	Oversupply
3/30/2020 13:54	0:01	SSA3	0.01420	0.04200	Oversupply
3/30/2020 13:54	0:01	SSA2	0.02922	0.13300	Oversupply
3/30/2020 13:55	0:30	BS250	Data is not available	Data is not available	Oversupply
3/30/2020 13:55	0:30	ESB	Data is not available	Data is not available	Oversupply
3/30/2020 13:55	0:30	SSA3	0.89744	0.00300	Oversupply
3/30/2020 13:55	0:29	SSA2	1.26973	-0.00300	Oversupply
3/30/2020 13:56	0:29	KWPll	6.37051	18.28054	Oversupply
3/30/2020 14:02	0:02	AWE	0.026970704	20.29999924	Oversupply
3/30/2020 14:05	0:07	AWE	0.253389343	19.89999962	Oversupply
3/30/2020 14:13	0:02	AWE	0.006729698	20.10000038	Oversupply
3/30/2020 14:18	0:03	AWE	0.053860029	19.69999886	Oversupply
3/30/2020 14:24	0:01	SSA2	0.03585	0.07700	Oversupply
3/30/2020 14:25	0:01	SSA3	0.03363817	0.085	Oversupply
3/30/2020 14:25	0:01	SSA2	0.03585	0.56700	Oversupply
3/30/2020 14:25	0:01	SSA3	0.03364	0.40000	Oversupply



Maui Curtailment Report

Start Date and Time	Duration (minutes)	IPP Curtailed	Estimated Curtailed MWH	Peak MW Curtailed	Reasons for Curtailment
3/30/2020 14:26	0:57	SSA2	2.20192	0.95900	Oversupply
3/30/2020 14:26	0:57	SSA3	2.39307	0.92500	Oversupply
3/30/2020 14:27	1:02	BS250	Data is not available	Data is not available	Oversupply
3/30/2020 14:27	1:02	ESB	Data is not available	Data is not available	Oversupply
3/30/2020 14:27	0:57	KWPPII	6.894	17.858	Oversupply
3/30/2020 15:23	0:01	SSA3	0.030626228	0.059	Oversupply
3/30/2020 15:23	0:01	SSA2	0.03190	0.10700	Oversupply
3/30/2020 15:24	0:05	SSA3	0.185754729	0.082	Oversupply
3/30/2020 15:24	0:04	SSA2	0.15948	0.01600	Oversupply
3/30/2020 15:25	0:04	KWPPII	0.06465	14.84758	Oversupply
3/30/2020 15:28	0:01	SSA2	0.03190	0.17900	Oversupply
3/30/2020 15:28	0:01	SSA3	0.030626228	0.166	Oversupply
3/30/2020 15:29	0:01	SSA2	0.02477	1.42300	Oversupply
3/30/2020 15:29	0:01	SSA3	0.024504005	0.62	Oversupply
3/30/2020 15:30	0:02	SSA2	0.03550	0.09800	Oversupply
3/30/2020 15:30	0:02	SSA3	0.029719599	0.696	Oversupply
3/30/2020 15:31	0:01	BS250	Data is not available	Data is not available	Oversupply
3/30/2020 15:31	0:01	ESB	Data is not available	Data is not available	Oversupply
3/30/2020 15:31	0:02	KWPPII	0.01860	14.86854	Oversupply
3/30/2020 15:32	0:01	SSA3	0.015182838	0.002	Oversupply
3/30/2020 15:32	0:01	SSA2	0.01775	-0.00300	Oversupply
3/30/2020 15:32	0:01	SSA3	0.014859799	0.1	Oversupply
3/30/2020 21:36	0:05	KWPPII	0.111591498	19.20664787	Oversupply
3/30/2020 22:34	0:20	KWPPII	1.98581	17.71371	Oversupply
3/30/2020 22:57	0:20	KWPPII	0.72457	17.70572	Oversupply
3/30/2020 23:18	0:01	KWPPII	0.00295	16.87143	Oversupply
3/31/2020 6:28	0:01	AWE	0.001666667	0.100000001	Oversupply
3/31/2020 7:36	0:01	AWE	0.003333333	0.200000003	Oversupply
3/31/2020 11:02	0:01	SSA3	0.011833778	1.196	Oversupply
3/31/2020 11:03	0:01	SSA2	0.01364	1.36200	Oversupply
3/31/2020 11:03	0:01	SSA3	0.012589125	0.325	Oversupply
3/31/2020 11:04	0:01	SSA2	0.01364	0.02100	Oversupply
3/31/2020 11:04	0:01	SSA3	0.011581995	0.219	Oversupply
3/31/2020 11:04	0:01	SSA2	0.01364	0.05400	Oversupply
3/31/2020 11:05	0:16	KWPPII	0.81317	14.93241	Oversupply
3/31/2020 11:05	0:15	SSA3	0.262934888	0.021	Oversupply
3/31/2020 11:05	0:16	SSA2	0.28785	0.02600	Oversupply
3/31/2020 11:06	0:16	BS250	Data is not available	Data is not available	Oversupply
3/31/2020 11:06	0:16	ESB	Data is not available	Data is not available	Oversupply
3/31/2020 11:20	0:01	SSA3	0.015241529	0	Oversupply
3/31/2020 11:21	0:01	SSA2	0.01949	0.02000	Oversupply
3/31/2020 11:21	0:01	SSA3	0.01558023	0.025	Oversupply
3/31/2020 11:22	0:01	SSA3	0.01524	0.02500	Oversupply
3/31/2020 11:22	0:01	SSA2	0.01949	0.00600	Oversupply
3/31/2020 11:22	0:14	SSA3	0.303	0.062	Oversupply
3/31/2020 11:23	0:17	BS250	Data is not available	Data is not available	Oversupply
3/31/2020 11:23	0:17	ESB	Data is not available	Data is not available	Oversupply
3/31/2020 11:23	0:14	SSA2	0.32076	0.02000	Oversupply
3/31/2020 11:24	0:14	KWPPII	0.63089	15.52719	Oversupply
3/31/2020 11:36	0:01	SSA3	0.01846	0.03600	Oversupply
3/31/2020 11:36	0:01	SSA2	0.02061	0.00400	Oversupply
3/31/2020 11:37	0:01	SSA3	0.01886	0.01400	Oversupply
3/31/2020 11:37	0:01	SSA2	0.02061	0.12600	Oversupply
3/31/2020 11:38	0:01	SSA3	0.018859691	0.24	Oversupply
3/31/2020 11:38	0:01	SSA2	0.02021	0.07000	Oversupply
3/31/2020 11:39	0:01	KWPPII	0.00278	15.38348	Oversupply
3/31/2020 11:39	0:01	SSA3	0.01886	0.11300	Oversupply
3/31/2020 11:39	0:01	SSA2	0.02061	0.04000	Oversupply
3/31/2020 11:39	0:01	SSA3	0.01806	0.06600	Oversupply
3/31/2020 11:40	0:29	SSA2	0.91609	0.02800	Oversupply
3/31/2020 11:40	0:01	SSA3	0.01846	0.02400	Oversupply
3/31/2020 11:41	0:03	BS250	Data is not available	Data is not available	Oversupply
3/31/2020 11:41	0:03	ESB	Data is not available	Data is not available	Oversupply
3/31/2020 11:41	0:27	SSA3	0.60595	0.09100	Oversupply
3/31/2020 11:42	0:02	KWPPII	0.03943	15.68985	Oversupply
3/31/2020 11:45	0:24	BS250	Data is not available	Data is not available	Oversupply
3/31/2020 11:45	0:24	ESB	Data is not available	Data is not available	Oversupply
3/31/2020 11:45	0:24	KWPPII	2.54895	15.45134	Oversupply
3/31/2020 12:08	0:01	SSA3	0.01034	0.00000	Oversupply
3/31/2020 12:08	0:01	SSA2	0.03288	0.07600	Oversupply
3/31/2020 12:09	0:01	SSA3	0.01056	0.53100	Oversupply
3/31/2020 12:09	0:01	SSA2	0.03288	0.12500	Oversupply
3/31/2020 12:09	0:01	SSA3	0.01056	0.27400	Oversupply
3/31/2020 12:10	0:01	SSA2	0.03288	0.13000	Oversupply
3/31/2020 12:10	0:01	SSA3	0.01011	0.36100	Oversupply



Maui Curtailment Report

Start Date and Time	Duration (minutes)	IPP Curtailed	Estimated Curtailed MWh	Peak MW Curtailed	Reasons for Curtailment
3/31/2020 12:30	0:01	SSA2	0.00563	1.41300	Oversupply
3/31/2020 12:30	0:01	SSA3	0.000	1.953	Oversupply
3/31/2020 12:31	0:01	SSA2	0.00563	2.26700	Oversupply
3/31/2020 12:31	0:01	SSA3	0.000353923	1.286	Oversupply
3/31/2020 12:32	0:01	SSA2	0.00563	0.10200	Oversupply
3/31/2020 12:32	0:01	SSA3	0.000346392	0.614	Oversupply
3/31/2020 12:33	0:01	SSA3	0.00035	1.12300	Oversupply
3/31/2020 12:33	0:01	SSA2	0.00563	1.26400	Oversupply
Total Estimated Curtailed MWh			4,014.683		

Notes:

- Curtailment for Kaheawa Wind Power ("KWP"), Makila Hydroelectric ("MH"), AAAAA Rent-A-Space Maui LTD ("5A"), Bioreal Solar, LLC ("BS"), Auwahi Wind Energy ("AWE"), Kaheawa Wind Power II ("KWPII") Bioreal Solar 250, LLC ("BS250"), Extra Spaces A ("ESA"), Extra Spaces B ("ESB"), SSA Solar of Hawaii 3 ("SSA 3") fka South Maui Renewable Resources ("SMRR"), and SSA Solar of HI 2 ("SSA 2") fka Ku'ia Solar ("KS") may now be controlled by Maui Electric's Automatic Generation Control System ("AGC") or a Maui Electric operator-entered curtailment limit. The AGC curtailment control automatically calculates the amount of Maximum Allowable Variable Generation ("MAVG") that Maui Electric can accept into the Maui system, based on the system current available variable generation ("CAVG"), regulating reserve down requirement ("RRDR"), and available regulating reserve down ("ARRD"). Thus, the AGC MAVG - calculated is equal to CAVG less (RRDR less ARRD). Additionally, the AGC curtailment control allows the Maui Electric operator to enter an AGC MAVG value. The AGC curtailment control will employ the lesser of the AGC MAVG - calculated and AGC MAVG - entered values in the control logic.
- Curtailment signals sent to 5A, BS, BS250, ESA, ESB, SSA 3 (fka SMRR), or SSA 2 (fka KS) during nighttime hours only are not recorded as curtailment events because no energy generation is possible during that time.
- The curtailment reasons have been modified to oversupply, system constraints, and facility requested, to provide continuity with HPUC Docket No. 2013-0141 Decoupling for HECO companies metrics.
- The data to calculate the Estimated Curtailed MWh and Peak MW Curtailed is not provided by 5A, BS, BS 250, ESA, ESB, and MH
- The MH and ESA facilities were offline for the entire month of March. No curtailment events recorded. The ESB facility was offline until 3/27/2020
- The Estimated Curtailed MWh and Peak MW Curtailed are calculated with information provided by AWE, KWP, KWPII, SSA 2 (fka KS) and SSA 3 (fka SMRR). Maui Electric does not make any representation as to its accuracy.



Lanai Curtailment Report

March 2020

Start Date and Time	Duration (minutes)	IPP Curtailed	Estimated MWh Curtailed	Peak MW Curtailed	Reasons for Curtailment
3/5/2020 8:14	1:35	LSR	Data is not available	Data is not available	Oversupply
3/5/2020 9:50	2:09	LSR	Data is not available	Data is not available	Oversupply
3/5/2020 13:15	0:01	LSR	Data is not available	Data is not available	Oversupply
3/5/2020 13:25	0:01	LSR	Data is not available	Data is not available	Oversupply
3/5/2020 13:41	0:01	LSR	Data is not available	Data is not available	Oversupply
3/5/2020 13:45	0:01	LSR	Data is not available	Data is not available	Oversupply
3/5/2020 13:47	0:03	LSR	Data is not available	Data is not available	Oversupply
3/5/2020 13:51	1:06	LSR	Data is not available	Data is not available	Oversupply
3/26/2020 9:04	0:03	LSR	Data is not available	Data is not available	Oversupply
3/26/2020 9:08	0:05	LSR	Data is not available	Data is not available	Oversupply
3/26/2020 9:25	0:04	LSR	Data is not available	Data is not available	Oversupply
3/26/2020 9:46	0:05	LSR	Data is not available	Data is not available	Oversupply
3/26/2020 9:52	0:10	LSR	Data is not available	Data is not available	Oversupply
3/26/2020 10:05	0:33	LSR	Data is not available	Data is not available	Oversupply
3/26/2020 10:43	0:54	LSR	Data is not available	Data is not available	Oversupply
3/26/2020 11:41	0:05	LSR	Data is not available	Data is not available	Oversupply
3/26/2020 12:01	0:02	LSR	Data is not available	Data is not available	Oversupply
3/26/2020 12:23	0:15	LSR	Data is not available	Data is not available	Oversupply
3/26/2020 12:39	0:10	LSR	Data is not available	Data is not available	Oversupply
3/26/2020 12:51	0:02	LSR	Data is not available	Data is not available	Oversupply
3/26/2020 12:54	0:02	LSR	Data is not available	Data is not available	Oversupply
3/26/2020 13:24	0:11	LSR	Data is not available	Data is not available	Oversupply
3/26/2020 13:46	1:09	LSR	Data is not available	Data is not available	Oversupply
3/27/2020 7:54	0:16	LSR	Data is not available	Data is not available	Oversupply
3/28/2020 8:47	0:18	LSR	Data is not available	Data is not available	Oversupply
3/30/2020 7:19	4:14	LSR	Data is not available	Data is not available	Oversupply

Notes:

On June 27, 2012, Maui Electric notified LSR that although LSR has not operated in compliance with the revised ramp rate of 360 kW/minute, Maui Electric would conditionally allow LSR to operate at the allowed capacity of 1.2 MW while the Maui Electric-Lanai Diesel Operator was in the control room.

LSR possible output data is not available. Therefore, Maui Electric assumes LSR is curtailed if the LSR curtailment set point is less than 1,200 kW and LSR's output is within 50 kW of the curtailment set point.

The curtailment reasons have been modified to oversupply, system constraints, and facility requested, to provide continuity with HPUC Docket No. 2013-0141 Decoupling for HECO companies metrics.

Hawai'i Electric Light Company Curtailment Report March 2020

Start Date/Time	MW output prior to start of curtailment	End Date/Time	MW output after curtailment released ¹	IPP	Reason for Curtailment
03/01/20 13:01	19.0 MW	03/01/20 16:06	17.0 MW	Pakini Nui Windfarm	Facility Requested
03/06/20 11:17	19.0 MW	03/07/20 09:22	18.8 MW	Pakini Nui Windfarm	Facility Requested
03/16/20 07:43	19.1 MW	03/16/20 08:48	11.5 MW	Pakini Nui Windfarm	System Constraint
03/16/20 12:10	19.0 MW	03/16/20 12:42	13.5 MW	Pakini Nui Windfarm	System Constraint
03/17/20 07:45	18.9 MW	03/17/20 08:33	12.8 MW	Pakini Nui Windfarm	System Constraint
03/17/20 08:59	19.1 MW	03/17/20 13:08	11.5 MW	Pakini Nui Windfarm	Facility Requested
03/17/20 12:30	17.0 MW	03/17/20 13:09	12.4 MW	Pakini Nui Windfarm	System Constraint
03/18/20 08:07	17.7 MW	03/18/20 08:37	13.0 MW	Pakini Nui Windfarm	System Constraint
03/18/20 14:24	17.6 MW	03/18/20 15:13	16.9 MW	Pakini Nui Windfarm	System Constraint
03/20/20 08:00	17.9 MW	03/20/20 08:29	12.5 MW	Pakini Nui Windfarm	System Constraint
03/20/20 13:46	15.9 MW	03/20/20 14:14	13.9 MW	Pakini Nui Windfarm	System Constraint
03/23/20 06:14	18.0 MW	03/23/20 15:55	17.9 MW	Pakini Nui Windfarm	Facility Requested
03/24/20 08:02	9.2 MW	03/24/20 14:52	9.1 MW	Hawi Renew Dev	System Constraint
03/24/20 05:06	17.8 MW	03/25/20 04:00	17.0 MW	Pakini Nui Windfarm	Facility Requested
03/25/20 12:26	13.8 MW	03/25/20 14:47	11.2 MW	Pakini Nui Windfarm	Facility Requested
03/25/20 14:48	11.1 MW	03/25/20 18:51	11.6 MW	Pakini Nui Windfarm	Facility Requested
03/25/20 20:27	17.9 MW	03/26/20 07:30	17.8 MW	Pakini Nui Windfarm	Facility Requested
03/28/20 11:59	1.2 MW	03/28/20 12:49	0.0 MW	TGUHI 1	Oversupply

¹ The MW output values are taken soon after curtailment is released by Hawai'i Electric Light and may not reflect their full output depending on ramp rate for the facility. The wind farms generally return immediately to full available levels, whereas PGV ,Wailuku, and FIT facilities may take longer to return to scheduled or full available output levels.

SERVICE LIST
(Docket No. 2011-0206)

DEAN NISHINA
EXECUTIVE DIRECTOR
DEPARTMENT OF COMMERCE AND CONSUMER AFFAIRS
DIVISION OF CONSUMER ADVOCACY
P.O. Box 541
Honolulu, HI 96809

1 Copy
Electronically Transmitted

GREGG J. KINKLEY, ESQ.
DEPARTMENT OF THE ATTORNEY GENERAL
425 Queen Street
Honolulu, Hawaii 96813
Counsel for DBEDT

1 Copy
Electronically Transmitted

DANIEL W.S. LAWRENCE, ESQ.
DEPARTMENT OF THE CORPORATION COUNSEL
CITY AND COUNTY OF HONOLULU
530 S. King Street, Room 110
Honolulu, HI 96813
Counsel for the CITY AND COUNTY OF HONOLULU

1 Copy
Electronically Transmitted

JOSEPH K. KAMELAMELA
ANGELIC M. HO
DEPARTMENT OF THE CORPORATION COUNSEL
COUNTY OF HAWAII
101 Aupuni Street, Suite 325
Hilo, HI 96720
Counsel for the COUNTY OF HAWAII

1 Copy
Electronically Transmitted

HENRY Q CURTIS
VICE PRESIDENT FOR CONSUMER ISSUES
LIFE OF THE LAND
P.O. Box 37158
Honolulu, HI 96837-0158

1 Copy
Electronically Transmitted

MELISSA MIYASHIRO (9360)
CHIEF OF STAFF
BLUE PLANET FOUNDATION
55 Merchant Street, 17th Floor
Honolulu, HI 96813

1 Copy
Electronically Transmitted

SERVICE LIST
(Docket No. 2011-0206)

ISAAC MORIWAKE, ESQ.
DAVID HENKIN, ESQ.
EARTHJUSTICE
850 Richards Street, Suite 400
Honolulu, HI 96813-4501
Counsel for HAWAII SOLAR ENERGY ASSOCIATION

1 Copy
Electronically Transmitted

RICK REED
DIRECTOR
HAWAII SOLAR ENERGY ASSOCIATION
761 Ahua Street
Honolulu, HI 96819

1 Copy
Electronically Transmitted

KENT D. MORIHARA, ESQ.
KRIS N. NAKAGAWA, ESQ.
LAUREN M. IMADA-LEE, ESQ.
TANYA M. FERNANDES, ESQ.
Moriyara Lau & Fong LLP
841 Bishop Street, Suite 400
Honolulu, Hawaii 96813
Counsel for KAUAI ISLAND UTILITY COOPERATIVE

1 Copy
Electronically Transmitted

ERIK W. KVAM
CHIEF EXECUTIVE OFFICER
ZERO EMISSIONS LEASING LLC
4188-4 Keanu Street
Honolulu, HI 96816

1 Copy
Electronically Transmitted

SANDRA-ANN Y.H. WONG, ESQ.
ATTORNEY AT LAW, A LAW CORPORATION
1050 Bishop Street, #514
Honolulu, HI 96813
Counsel for TAWHIRI POWER LLC

1 Copy
Electronically Transmitted

RILEY SAITO
73-1294 Awakea Street
Kailua-Kona, HI 96740
For SOLAR ENERGY INDUSTRIES ASSOCIATION

1 Copy
Electronically Transmitted

DEAN T. YAMAMOTO, ESQ.
YAMAMOTO & SETTLE
1100 Alakea Street, Suite 3100
Honolulu, HI 96813
Counsel for CASTLE & COOKE HOMES HAWAII, INC.,
CASTLE & COOKE RESORTS, LLC and
LANAI SUSTAINABILITY RESEARCH, LLC

1 Copy
Electronically Transmitted

SERVICE LIST
(Docket No. 2011-0206)

MICHAEL J. HOPPER, ESQ. DEPUTY CORPORATION COUNSEL DEPARTMENT OF THE CORPORATION COUNSEL COUNTY OF MAUI 200 S. High Street Wailuku, HI 96793 Counsel for the COUNTY OF MAUI	1 Copy Electronically Transmitted
CURTIS SEYMOUR SENIOR MANAGER, GOVERNMENT AFFAIRS SUN EDISON LLC 600 Clipper Drive Belmont, CA 94002	1 Copy Electronically Transmitted
MONA W. CLARK, ESQ. OFFICE OF THE COUNTY ATTORNEY COUNTY OF KAUAI 4444 Rice Street, Suite 200 Lihue, HI 96766-1300	1 Copy Electronically Transmitted
BRADLEY ALBERT PRESIDENT HAWAII PV COALITION P.O. Box 81501 Haiku, HI 96708	1 Copy Electronically Transmitted
HILTON H. UNEMORI ECM, INC. 130 N. Market Street Wailuku, HI 96793-1716 For SOUTH MAUI RENEWABLE RESOURCES, LLC	1 Copy Electronically Transmitted
SKY STANFIELD SHUTE, MIHALY & WEINBERGER LLP 396 Hayes Street San Francisco, CA 94102 For the INTERSTATE RENEWABLE ENERGY COUNCIL	1 Copy Electronically Transmitted
PETE COOPER SOLARCITY CORPORATION REGIONAL DIRECTOR, HAWAII 599 Kahelu Street Mililani, HI 96789	1 Copy Electronically Transmitted

SERVICE LIST
(Docket No. 2011-0206)

ALISON SILVERSTEIN
19213 Luedtke Lane
Pflugerville, TX 78660

1 Copy
Electronically Transmitted

BRENDAN KIRBY
12011 SW Pineapple Court
Palm City, FL 34990

1 Copy
Electronically Transmitted